









HAZARDOUS MATERIALS DIVISION

MATCHING GAME

HAZARDS ARE **ALL** OVER OUR HOMES. HAZARD SYMBOLS ARE USED TO **COMMUNICATE** BOTH SAFETY AND ENVIRONMENTAL RISKS ASSOCIATED TO HAZARDOUS MATERIALS. LEARNING TO RECOGNIZE THE RISKS, WILL HELP KEEP us **SAFE**. KNOW YOUR SYMBOLS!

HAZARD PICTOGRAMS	
 Flammable	 Corrosive (may burn) to skin/eyes
 Environment hazard	 Health Hazard
 May irritate (skin/eyes) Skin sensitizer	 Toxic

CONNECT EACH PICTURE TO A SYMBOL THAT BEST DESCRIBES THE HAZARD



1



2

Note: Personal Protective Equipment may be



3



4



5



6

HAZARDOUS MATERIALS DIVISION

Answer Key



1



2



6



4



5



3

Optional Challenge

(With the help of an adult)

- 1) Find a product in the house.
- 2) Ask, "Is this hazardous?". Look for a label attached to the product and identify the symbol(s) (if any).
- 3) Can you identify the symbol(s)? What is the hazard(s)?
- 4) Go online and search for the "Safety Data Sheet" to find more.



IDENTIFY AND RECOGNIZE THE HAZARDS

