

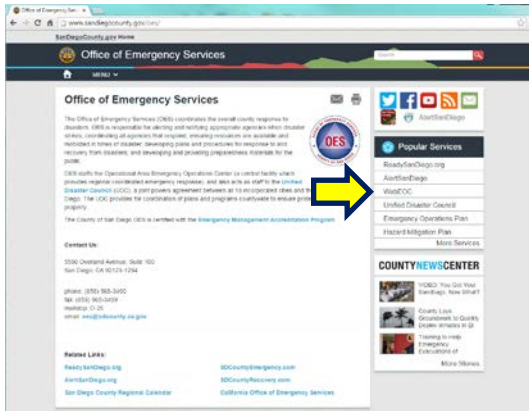
WebEOC Login

Procedures – Version 8.x

Alternate Direct URL: <https://sancoca7.webeocasp.com/sancoca7/>

1. Google Search “WebEOC San Diego County”
- OR - Browse:

www.sandiegocounty.gov/oes



2. Click on the **Direct WebEOC Login** link
- OR - click the **blue WebEOC button**.



Login with your personal Username and Password.

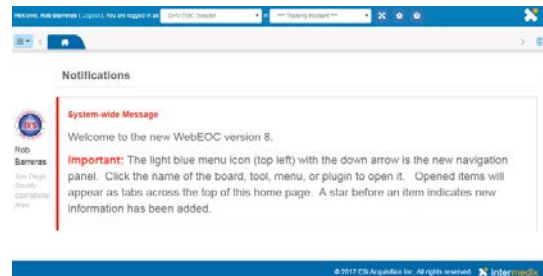




User: First Name <space> Last Name
Password: your personal password

3. Choose your EOC Position and ensure that the correct Incident is selected.



4. The WebEOC Homepage will appear with a system-wide message.



5. The  is the new navigation panel. Click the name of the board, tool, menu, or plugin to open it. Opened items will appear as tabs across the top of the homepage. A  before an item indicates new information has been added.

