



Hablamos **Español** si requiere ayuda en llenar el cuestionario de agricultura.
Teléfono: (858) 378-2794

2020 San Diego County Crop Report Questionnaire

Top Ten Crops grown in San Diego County for 2019

Dear Grower,

Have you wondered how we know the value of agriculture in San Diego county is \$1.79 billion or that over 200 different crops are grown in the county? This information comes directly from producers like you! The Agriculture, Weights and Measures department conducts an annual Crop Report Questionnaire to accurately determine the overall value of agriculture in San Diego county. In fact, this questionnaire is the sole source of information for some of the products listed in our crop report.

The information collected by the Crop Report Questionnaire is critical because it helps guide policymakers regarding agriculture and provides researchers with reliable and statistical information regarding the volume and variety of crop commodities. Grower participation educates the public on the importance of agriculture in our local economy. The Crop Report Questionnaire also determines where San Diego county ranks among counties in California and nation in agricultural production.

Your support in completing the 2020 San Diego County Crop Report Questionnaire is critical to its success. Please keep in mind, the more growers returning a completed questionnaire - the greater the accuracy of the Crop Report for San Diego county. It is important to provide gross values for all commodities grown in 2020 on the Crop Report Questionnaire.

The commodity values shared are anonymous, as we only ask that your zip code be provided. The Crop Report Questionnaire is kept confidential and will be used solely for the purpose of compiling relevant annual commodity statistics, and will be unavailable to any other agency.

Please complete and return only one questionnaire. Please, if you are no longer in business, but grew crops in San Diego in 2020, still report your crop values for the year. Disregard this questionnaire if you already completed one for 2020. The 2020 Crop Report Questionnaire can also be downloaded from our website at www.sdcawm.org.

The Crop Report Questionnaire responses are due by February 28, 2021, and can be submitted by using the enclosed envelope, Fax to (858) 467-9697, or Email to Porfirio.Mancillas@sdcounty.ca.gov.

Thank you for taking the time to complete the 2020 San Diego County Crop Report Questionnaire and being a part of making San Diego's agriculture count! For more information, please visit our website at www.sdcawm.org, follow us on Facebook at www.facebook.com/sdcawm, or contact our office and we will be happy to assist you.

Ornamental Trees & Shrubs	\$445,488,124
Bedding Plants, Color, Herbaceous	\$399,028,516
Perennials, Cacti, Succulents	
Indoor Flowering & Foliage Plants	\$291,335,199
Avocados	\$140,116,363
Vegetables, Other	\$114,116,705
Lemons	\$76,912,688
Oranges	\$41,942,422
Livestock & Poultry Products	\$41,726,968
Other Cut Flowers & Bulbs	\$40,578,687
Citrus, Avocado, & Subtropical Fruit Trees	\$26,816,653



Instructions to complete the Crop Report Questionnaire

If you do not follow the steps below, we will be unable to use your survey to calculate the overall value of agriculture.

GO: Print Crop Report Values in this Format

Print the Item #

Print the units of measurement

Item #	Crop Name	Acres	Tons Harvested	Total Gross Value \$
11F	Oranges	2 Acres	1 Tons	\$20,000

Enter estimated total gross value increase or decrease by providing the percent change from the previous year

If there is a change from the previous year, please provide the possible reason

Did your overall total gross value \$ change from 2019? Estimate: 5 % Increase ___ % Decrease ___ Same
Reason for change _____

STOP: Do Not Print Crop Report Values in this Format

Item#	Crop Name	Acres/Sq. Ft.	Total Gross Value \$
	Bedding Plants		
	Ornamental Trees		
	Cut Christmas Trees		
	Total	100	\$125,0000

Don't group commodities into one total value

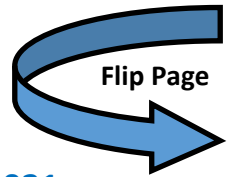
Item#	Crop Name	Acres	Tons Harvested	Total Gross Value \$
11F	Oranges	2		\$25,000
18F	Tangelo		3	\$30,000
5F	Grapefruit	1	2	

Don't leave empty spaces



Please see instructions page before beginning to print
2020 San Diego County Crop Report Questionnaire

Grower's Zip Code _____



Please report only crops grown in San Diego county and return by **February 28, 2021**

Nursery & Cut Flower Products

(Please complete all columns in each row)

Enter the item number listed that corresponds with the Crop Name

Nursery Products	Item#
Bedding Plants	1N
Cacti	2N
Cut Christmas Trees	3N
Foliage Plants	4N
Fruit Trees: Citrus, Avocado, Subtropical	5N
Herbaceous Perennials	6N
Indoor Flowering	7N
Industrial Hemp	8N
Ornamental Trees	9N
Potted Poinsettias	10N
Shrubs	11N
Succulents	12N
Turf	13N
Other (please provide name)	14N
Cut Flowers	Item#
Bulbs	1C
Leptospermum	2C
Proteas Outdoor	3C
Wax Flowers Outdoors	4C
Other Cut Flowers (please provide name)	5C
Other Cut Foliage (please provide name)	6C

Item #	Crop Name	Acres/Sq. Ft.	Total Gross Value \$

Did your overall nursery total gross value \$ change from 2019? Estimate: ___% Increase ___% Decrease __Same Reason for change _____

Fruit and Nut Crops

(Please complete all columns in each row)

Enter the item number listed that corresponds with the Crop Name

Fruit and Nut Crops	Item#
Avocados Hass	1F
Avocados Lamb-Hass	2F
Avocados Other	3F
Blueberry	4F
Grapefruit	5F
Grapes, Wine	6F
Kumquats	7F
Lemons	8F
Limes	9F
Macadamia Nuts	10F
Oranges	11F
Oranges, Navel	12F
Oranges, Valencia	13F
Other (please provide name)	14F
Persimmons	15F
Raspberry	16F
Strawberry	17F
Tangelo	18F
Tangerine	19F

Item #	Crop Name	Acres	Tons Harvested	Total Gross Value \$

Did your overall Fruit & Nut total gross value \$ change from 2019? Estimate: ___% Increase ___% Decrease __Same Reason for change _____

Vegetable Crops

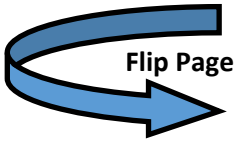
(Please complete all columns in each row)

Enter the item number listed that corresponds with the Crop Name

Vegetable Crops	Item#
Corn	1V
Cucumbers	2V
Herbs/Spices	3V
Lettuce	4V
Melons	5V
Mushrooms	6V
Other (please provide name)	7V
Peppers	8V
Potatoes	9V
Squash	10V
Tomatoes	11V

Item #	Crop Name	Acres	Tons Harvested	Total Gross Value \$

Did your overall vegetable total gross value \$ change from 2019? Estimate: ___% Increase ___% Decrease __Same Reason for change _____



Please see instructions page before beginning to print

Livestock, Poultry and Related Products
(Please complete all columns in each row)

Enter the item number listed that corresponds with the Animal/Product Name

Animal/Products	Item#
Cattle & Calves	1P
Eggs, Chicken	2P
Hogs & Pigs	3P
Other (please provide name)	4P
Rabbits	5P
Sheep & Lambs	6P

Item#	Type of Animal/Product	Number of Animals	Total Weight CWT/Dozen/Gallons	Total Gross Value \$

Did your overall Livestock, Poultry and Related Products total gross value \$ change from 2019? Estimate: ___% Increase ___% Decrease __Same Reason for change _____

Field Crops

(Please complete all columns in each row)

Enter the item number listed that corresponds with the Crop Name

Field Crops	Item#
Barley, Grain	1L
Green Shop	2L
Hay, Oats	3L
Industrial Hemp	4L
Oat, Grain	5L
Pasture, Irrigated	6L
Silage	7L
Wheat	8L
Other (please provide name)	9L

Item#	Crop Name	Acres	Tons Harvested	Total Gross Value \$

Did your overall field total gross value \$ change from 2019? Estimate: ___% Increase ___% Decrease __Same Reason for change _____


It is very important that you provide all the information requested on this questionnaire and only for commodities you grow in San Diego county. All information is kept strictly confidential and combined to come up with averages. The Crop Report is an important tool for growers, insurance companies, bankers, marketers, government and all those who make decisions about agriculture in our county. Please contact **Porfirio Mancillas** with the San Diego County Department of Agriculture, Weights and Measures with any questions, and thank you for your participation.

If you no longer grow in the County, please **provide your name and address** so we can remove you from our mailing list:

An electronic version of the 2019 Crop Report is available on our website, www.sdcawm.org.

Please return your completed questionnaire by February 28, 2021 in the enclosed envelope, Fax to (858) 467-9697, or Email to Porfirio.Mancillas@sdcounty.ca.gov

Thank you,
Porfirio Mancillas
 County of San Diego
 Department of Agriculture, Weights & Measures
 9325 Hazard Way, Suite 100
 San Diego, CA 92123-1217
 Phone: (858) 378-2794 Email: Porfirio.Mancillas@sdcounty.ca.gov

 Follow us on Facebook
www.facebook.com/sdcawm