



CFSAB

Race and Equity Ad-Hoc Committee Meeting

Wednesday August 10th 2022

1:00-2:30 pm



INITIAL REMOVALS WITH PLACEMENTS - 2021



BY REGION AND ETHNICITY

Race/Ethnicity	Central	East	North Central	North Coastal	North Inland	South	Total
Asian/Pacific Islander	10	7	2	4	4	2	29
African American	58	41	9	7	9	17	141
Hispanic/Latinx	88	82	32	45	56	93	396
Native American	1	0	0	2	2	0	5
White	35	91	33	38	35	31	263
Unspecified	0	1	0	0	0	0	1
Total	192	222	76	96	106	143	835

PLACEMENTS IN 2021 – ALL ETHNICITIES



BY REGION / RESOURCE PARENT

	Central	East	North Central	North Coastal	North Inland	South	Other*	Total
Nonrelative	55	70	130	34	72	75	14	450
Relative/NREFM	60	79	22	37	63	65	59	385
Total	115	149	152	71	135	140	73	835

*Other includes Adoptions, Indian Specialty Unit, San Pasqual Academy and Residential Services

NREFM - non-relative extended family members

INITIAL REMOVALS WITH PLACEMENTS AFRICAN AMERICAN YOUTH



Removal region	Central	East	North Central	North Coastal	North Inland	South	Total
African American	58	41	9	7	9	17	141

BY REGION / RESOURCE PARENT --- AFRICAN AMERICAN YOUTH

Placement region	Central	East	North Central	North Coastal	North Inland	South	Other*	Total
Nonrelative	59%	52%	83%	63%	57%	59%	20%	59%
Relative/NREFM	41%	48%	17%	38%	43%	41%	80%	41%

*Other includes Adoptions, Indian Specialty Unit, San Pasqual Academy and Residential Services
NREFM - non-relative extended family members

INITIAL REMOVALS WITH PLACEMENTS 2021



Removal region	Central	East	North Central	North Coastal	North Inland	South
African American	58	41	9	7	9	17

AFRICAN AMERICAN YOUTH NOT PLACED IN THE SAME REGION

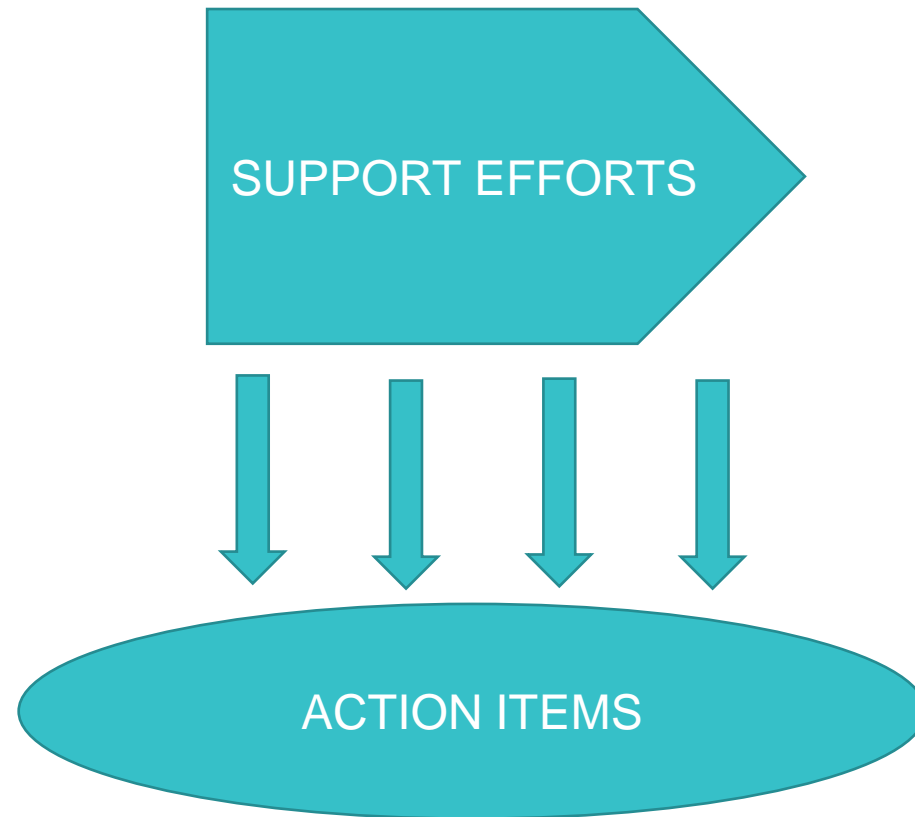
Placement region	Central	East	North Central	North Coastal	North Inland	South	Other*
Nonrelative	12	13	18	5	13	8	2
Relative/NREFM	6	7	3	2	7	4	8
Total	18	20	21	7	20	12	10

*Other includes Adoptions, Indian Specialty Unit, San Pasqual Academy and Residential Services
NREFM - non-relative extended family members

HOW CAN WE HELP?



**Race/Equity Ad-Hoc
Committee**



**Recruitment of
more Nonrelative
African American
Resource
Families?**



LIVE WELL
SAN DIEGO

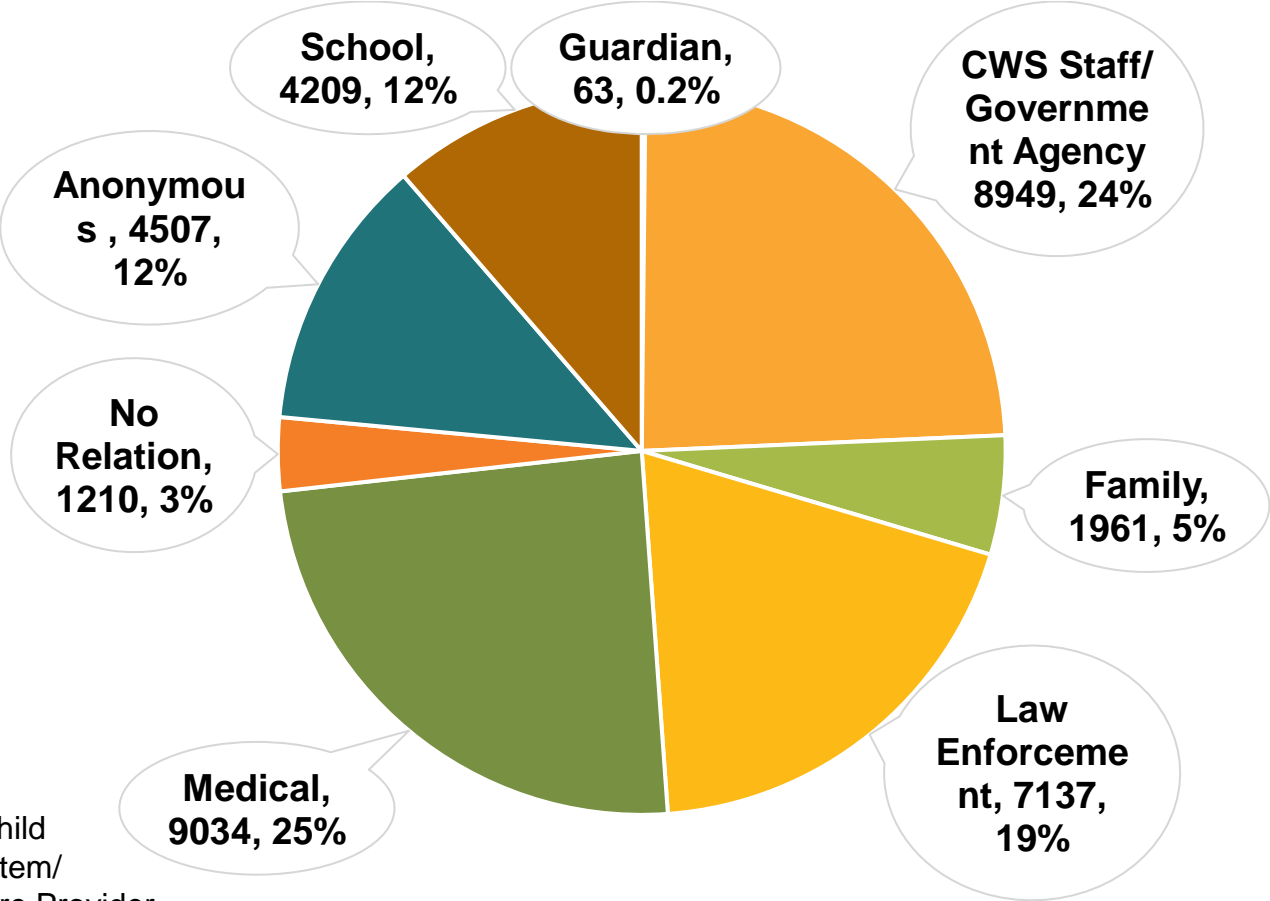
HOTLINE CALLS



HOTLINE CALLS FISCAL YEAR 20-21



BY REPORTER TYPE

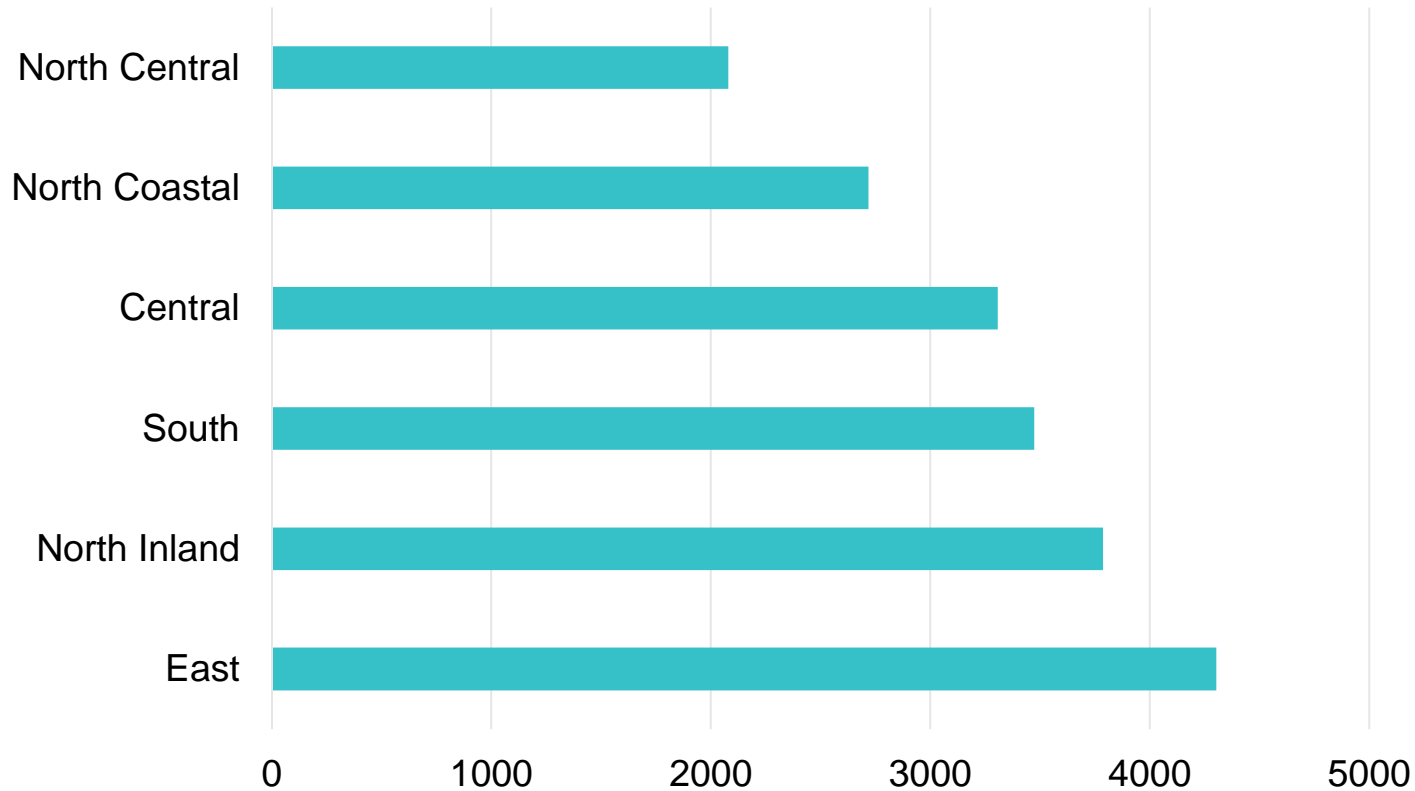


Guardian refers to -- Attorney/Child Advocate/CASA/Guardian Ad Litem/ Indian Custodian/ Substitute Care Provider

HOTLINE CALLS FISCAL YEAR 20-21



BY REGION

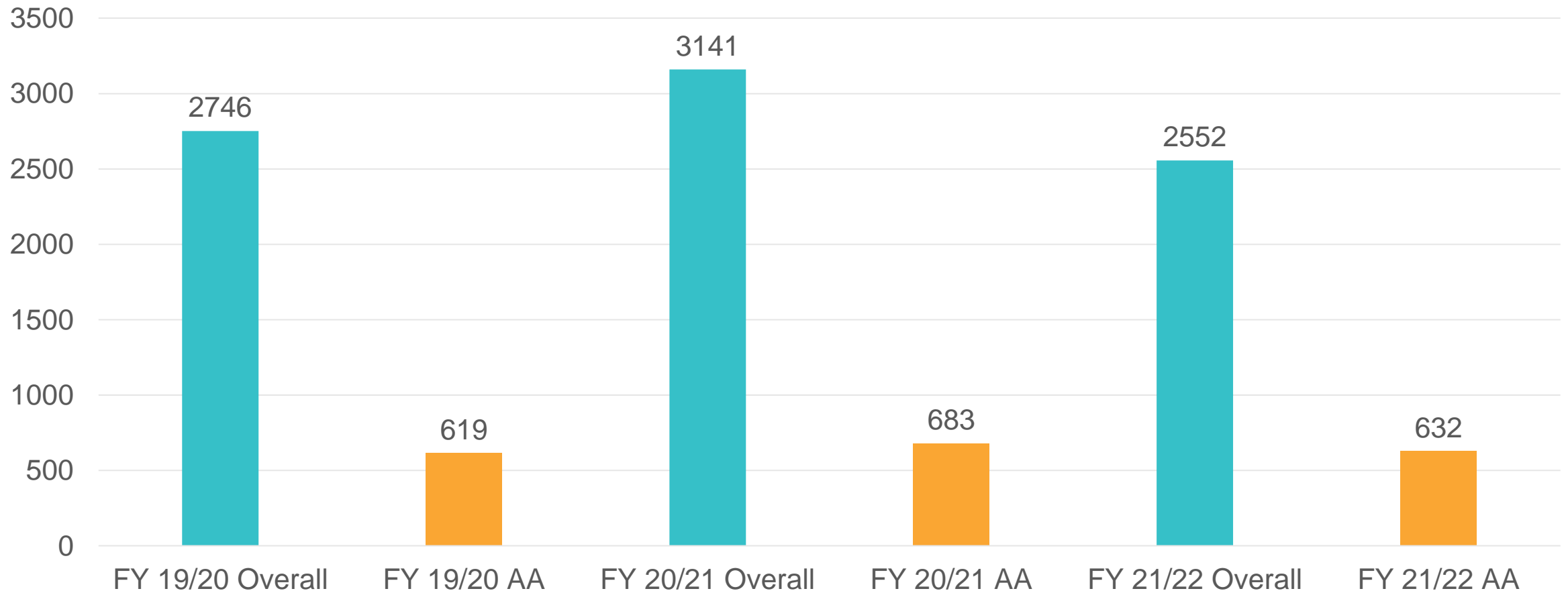


- Hotline referrals that were not assigned for investigation – 41%
- Adoptions, EFC unit, Foster & Adoptive Family Resource Services, Foster Home Licensing, Residential and SPA had less than 20 referrals and are not shown here.



TERMINATION OF PARENTAL RIGHTS (TPR)

TERMINATION OF PARENTAL RIGHTS (TPR) – OVERALL AND AFRICAN AMERICAN (AA)



REASONS FOR TERMINATION OF PARENTAL RIGHTS (TPR)



OVERALL

TPR Reason	FY 19/20	FY 20/21	FY 21/22
Birth Parent Deceased	9	7	4
Relinquishment	15	9	17
Waiver	5	7	7
WIC 366.26	2717	3118	2524
Total	2746	3141	2552

AFRICAN AMERICAN

TPR Reason	FY 19/20	FY 20/21	FY 21/22
Birth Parent Deceased	5	4	2
Relinquishment	1	0	2
Waiver	1	1	1
WIC 366.26	612	678	627
Total	619	683	632