



IT IS FREE AND EASY!

Did you know that you can now pay for your permits online at <http://www.DEHPAY.com>?

Pay fees from the comfort of your home or business.

Step by step instructions are included below.

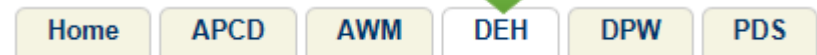


If you have any questions, please contact our:

Revenue Department (858) 505-6930 DEHRevenue@sdcounty.ca.gov

- Visit <http://www.DEHPAY.com>.

- Click on the DEH tab

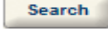


- If you know your **Record Number**, enter it in the Record Number box.

Record Number:

DEH2017-FFPP-123456

If you don't know your Record (or permit) number, you can enter the first several characters of your business name into the "Project Name" field, and/or the street name into the "Street Name" field (i.e., enter "Balboa" into the street name field, not "Balboa Ave")


- Use the **ENTER** key on your keyboard or click on the Search button  located towards the bottom of the page.

- Scroll down to the "Fees" section. Then, click on the small triangle to expand the Fees Section.

► Fees

- Click on the **Pay Fees** link in the "Outstanding" section

Outstanding:

| Date | Invoice Number | Amount | |
|------------|----------------|---------|---|
| 09/15/2017 | 2467621 | \$50.00 |  Pay Fees |
| 06/30/2017 | 2414627 | \$35.00 | |

- Review your fees and click on the Continue Application button.

[Continue Application »](#)

- Select a payment method and then fill in all required information. * indicates a required field.

- Once you are done, click the Submit Payment button (**click only once**).

[Submit Payment \(click only once\) »](#)

- Remember to print your receipt.