



**COUNTY OF SAN DIEGO CUPA**  
 Department of Environmental Health  
 Hazardous Materials Division  
[www.sdcounty.ca.gov/deh/hmd](http://www.sdcounty.ca.gov/deh/hmd)



**Auto Dismantling  
 Hazardous Waste  
 Compliance Guide**



March 2007  
 HM-9093

*"Environmental and Public Health through Leadership, Partnership and Science"*




Department of Environmental Health  
 Hazardous Materials Division  
[www.sdcounty.ca.gov/deh/hmd](http://www.sdcounty.ca.gov/deh/hmd)

**Drums**

**Drums must be:**

- Closed
- Clean
- Dry
- Labeled


**All the time**






# Drums and Labels

Drums must  
be labeled at  
all times



**L  
a  
b  
e  
l  
s**

Use the  
appropriate  
label



<b>HAZARDOUS WASTE</b>		
<small>STATE &amp; FEDERAL LAW PROHIBIT IMPROPER DISPOSAL. IF FOUND, CONTACT THE NEAREST POLICE OR PUBLIC SAFETY AUTHORITY, THE U.S. ENVIRONMENTAL PROTECTION AGENCY OR THE CALIFORNIA DEPARTMENT OF TOXIC SUBSTANCES CONTROL.</small>		
PROPER D.O.T. SHIPPING NAME:	UN OR NA #:	
GENERATOR'S INFORMATION		
NAME: _____		
ADDRESS: _____		
CITY: _____		STATE: <b>CA</b> ZIP: _____
GENERATOR'S EPA ID NUMBER:	MANIFEST TRACKING NUMBER:	
ACCUMULATION START DATE: _____	CA WASTE NUMBER: _____	EPA WASTE NUMBER: _____
CONTENTS, COMPOSITION: _____		
PHYSICAL STATE: <input type="checkbox"/> SOLID <input type="checkbox"/> LIQUID	HAZARDOUS PROPERTIES: <input type="checkbox"/> CORROSIVE	<input type="checkbox"/> FLAMMABLE <input type="checkbox"/> TOXIC <input type="checkbox"/> REACTIVE <input type="checkbox"/> OTHER
<small>COMPLETE FOR STORAGE</small>	<b>HANDLE WITH CARE!</b> <small>CONTAINS HAZARDOUS OR TOXIC WASTES</small>	<small>COMPLETE FOR TRANSPORT</small>
<small>COUNTY OF SAN DIEGO CUPA-DEPARTMENT OF ENVIRONMENTAL HEALTH-HAZARDOUS MATERIALS DIVISION</small>		

**WASTE ANTIFREEZE**

Accumulation Start Date: \_\_\_/\_\_\_/\_\_\_

**DRAINED USED OIL FILTERS**

Accumulation Start Date: \_\_\_/\_\_\_/\_\_\_

**Used Mercury Switches**

Accumulation Start Date: \_\_\_/\_\_\_/\_\_\_



# Absorbent Material

Do not put saturated absorbent material in the trash



1. Absorb spilled waste or material.

**Do not use cardboard or wood to cover spills.**



2. Store absorbent used to clean up the spill in a closed, labeled container .




3. Dispose of saturated absorbent as a hazardous waste using a registered hazardous waste hauler.



# Batteries

Prevent acid and lead contamination from batteries



1. Lead acid batteries that are cracked or leaking must be contained to prevent the release of their hazardous components.

2. Keep receipts of number of battery cores sent for recycling.





# Hazardous Waste Label

<b>HAZARDOUS WASTE</b>	
<small>STATE &amp; FEDERAL LAW PROHIBIT IMPROPER DISPOSAL. IF FOUND, CONTACT THE NEAREST POLICE OR PUBLIC SAFETY AUTHORITY, THE U.S. ENVIRONMENTAL PROTECTION AGENCY OR THE CALIFORNIA DEPARTMENT OF TOXIC SUBSTANCES CONTROL.</small>	
PROPER D.O.T. SHIPPING NAME:	UN OR NA #:
GENERATOR'S INFORMATION	
NAME: <b>ACME DISMANTLING</b>	
ADDRESS: <b>15 Runner Way</b>	
CITY: <b>San Diego</b>	STATE: <b>CA</b> ZIP: <b>92154</b>
GENERATOR'S EPA ID NUMBER:	MANIFEST TRACKING NUMBER:
ACCUMULATION START DATE: <b>02/17/07</b>	CA WASTE NUMBER: <b>221</b> EPA WASTE NUMBER:
CONTENTS, COMPOSITION: <b>USED OIL</b>	
PHYSICAL STATE: <input type="checkbox"/> SOLID <input checked="" type="checkbox"/> LIQUID	HAZARDOUS PROPERTIES: <input checked="" type="checkbox"/> FLAMMABLE <input type="checkbox"/> TOXIC <input type="checkbox"/> CORROSIVE <input type="checkbox"/> REACTIVE <input type="checkbox"/> OTHER
COMPLIANCE FOR STORAGE	COMPLIANCE FOR TRANSPORT
<b>HANDLE WITH CARE!</b> <small>CONTAINS HAZARDOUS OR TOXIC WASTES</small>	
<small>COUNTY OF SAN DIEGO CUPA-DEPARTMENT OF ENVIRONMENTAL HEALTH-HAZARDOUS MATERIALS DIVISION</small>	



Containers holding hazardous waste must be labeled with all the information listed below:

1. The accumulation start date for the waste
2. The words "HAZARDOUS WASTE."
3. The composition and physical state of the waste.
4. Hazardous properties of the waste.
5. The business name and address.



# Mercury Switches



1. Keep switches in a closed plastic container.
2. Label container with "Used Mercury Switches."
3. Mark the label with the accumulation start date (the date when the first mercury switch was added).
4. Store onsite for up to a year.
5. Dispose of switches to a mercury recycling facility.



# Used Oil Filters & Used Fuel Filters



- Oil filters must be:**
- Drained for at least 24 hrs
  - Stored in a closed and labeled container
  - Sent off for recycling.

**Disposal receipts must be kept available for**



# Used Oil

**Remove waste oil from vehicle taking care not to spill it.**



**Transfer waste oil to permanent oil containers as soon as possible and before the end of the day**



**Keep drums closed, dry and properly labeled**


**Manage waste oil as a hazardous waste and send it off for recycling**

**Maintain consolidated manifests available for review during inspections to document recycling**





# Antifreeze



Coolant

1. Remove  
antifreeze from  
vehicles



2. Store in an  
approved, labeled and  
closed container

3. Send waste  
antifreeze for  
recycling  
Keep consolidated  
manifests for review



## USEFUL CONTACTS

HAZARDOUS MATERIALS DIVISION (HMD)

Hazardous Materials Duty Desk  
619-338-2231

HMD Permitting Section  
619-338-2251

HMD Pollution Prevention Specialist  
619-338-2324

HMD Pollution Prevention  
[www.sdcounty.ca.gov/deh/hmd/p2.html](http://www.sdcounty.ca.gov/deh/hmd/p2.html)

California Department  
of Toxic Substances Control (DTSC)  
[www.dtsc.ca.gov](http://www.dtsc.ca.gov)