



DEHQ Cost Recovery Proposal FY 2026-27

Land Use Program Stakeholder Outreach

March 2026

Department of Environmental Health and Quality



Land Use Program Services

- Information (Duty) Specialist – Operations
- Outreach and Education
 - Operators
 - Stakeholders
 - Email Notification (Gov Delivery)
- Legislative Tracking and Analysis
- Technical Committee Participation
- Statewide Engagement

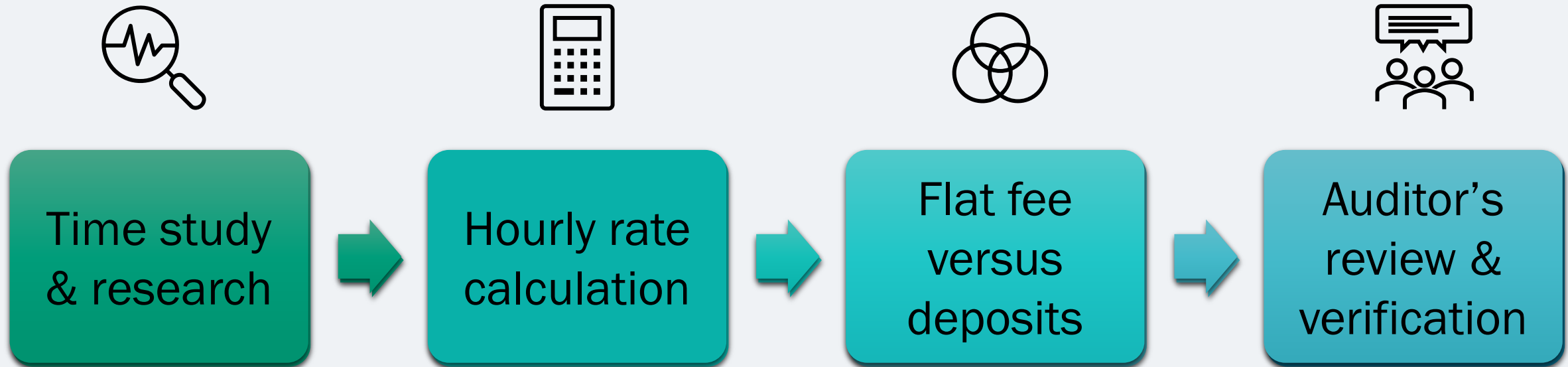
Land Use Program Status (Septic/Discretionary)

- Continued training of staff
- Customer response time is 1-3 days
- Maintaining review time at 30 days
- Able to meet guaranteed review time to Remove Barriers to Housing
- Relocated our counter into 5500

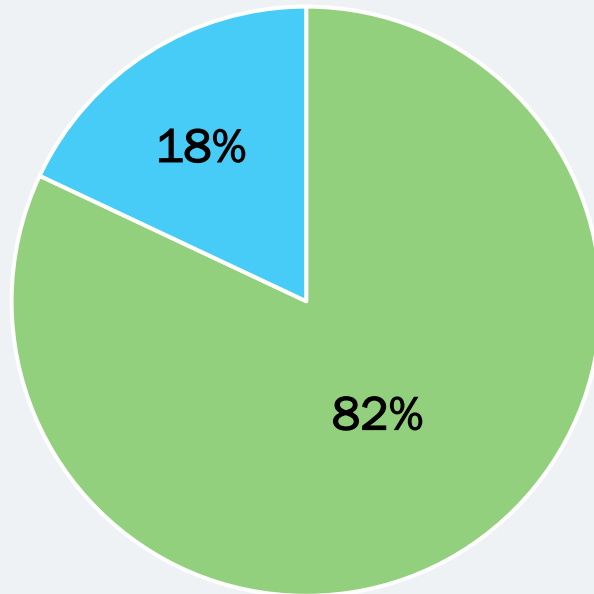
Need for Proposal

- Compliance with Board Policy B-29
- Commitment to the Board and stakeholders to return yearly
- Salary & Benefits
- State and Federal Regulatory Changes
- Continue to deliver programs and services

Fee Development Process



Cost Composition



- Non-Discretionary Costs
- Discretionary Costs

Non-Discretionary:

- Salary and Benefits
- Retirement Contribution
- Fees to other County departments
- Facilities

Discretionary Costs:

- Services and Supplies
- Vehicles and Equipment
- Savings and innovation

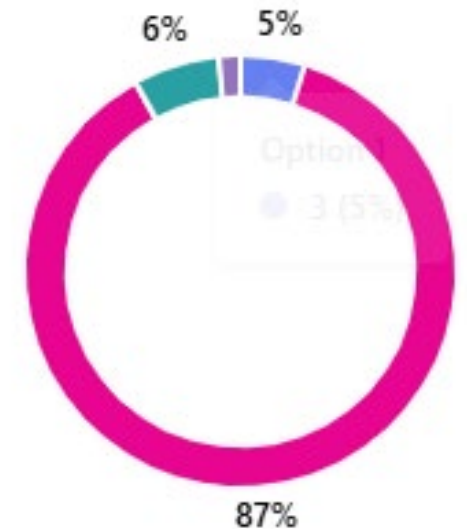
FY 2026-27 costs require:

7.3% average fee increase for our Septic Program
7.8% average fee increase for our Discretionary Program

Supplemental Treatment Systems (STS)

- LAOP – Annual Operating Permit – Residents with STS
- Feedback received during last cost recovery efforts
- Outreach Efforts – 4 options
 - 1 – Current Program
 - 2 – Remove Active Monitoring
 - 3 – Annual Review
 - 4 – Bi-Annual Review

● Option 1	3
● Option 2	54
● Option 3	4
● Option 4	1

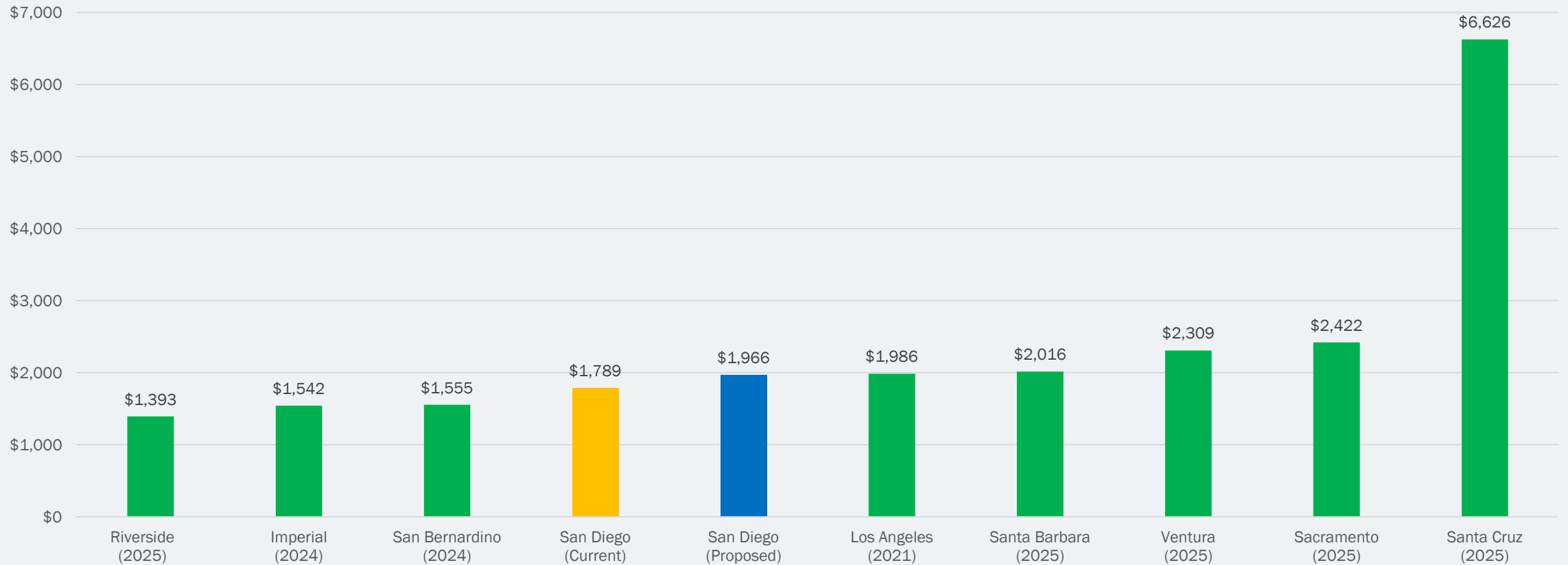


Land Use Program Fees

Permit Type	Current Fee (FY 25/26)	Proposed Fee (FY 26/27)	Dollar Change	% Change
Septic Layout – New Construction	\$1,789	\$1,966	\$177	9.9%
Septic Layout – Over the Counter	\$311	\$340	\$29	9.3%
Septic Permit – Repair/Modification	\$969	\$1,009	\$40	4.1%
Septic Permit – New Installation	\$994	\$1,085	\$91	9.2%
Septic Permit – Annual Operating for STS	\$624	\$307	-\$317	-50.8%
Septic Hauler/Pumper Operation Permit	\$321	\$344	\$23	7.2%
Percolation Test / Soil Profile Permit	\$952	\$792	-\$160	-16.8%
OWTS Professional Registration Annual Review	\$80	\$84	\$4	5.5%
DPW Grading Plan Major Review	\$872	\$917	\$45	5.2%
Discretionary Project Review	\$1,215	\$1,310	\$95	7.8%

Septic Layout Fee

FEE NAME	CURRENT FEE	PROPOSED FEE	CHANGE	
			\$	%
Septic Layout New Construction	\$1,789	\$1,966	\$177	9.9%



Septic Permit Fee

FEE NAME	CURRENT FEE	PROPOSED FEE	CHANGE	
			\$	%
Septic Tank Conventional System Installation Permit	\$994	\$1,085	\$91	9.2%



Next Steps

- Answer questions and hear all your feedback on our current programs.
- May 2026: Anticipated to present the Cost Recovery Proposal to the Board of Supervisors for their review.
- Approximately 2 weeks after the first reading: 2nd reading of Cost Recovery Proposal by the BOS
- On July 1, 2026: New fees to go into effect

Scan for website to access full fee list





DEHQ Cost Recovery Proposal FY 2026-27

Land Use Program Stakeholder Outreach

March 2026

Land Use - Secondary Treatment System Annual Operation Permit (LAOP) Program Options

<u>OPTION 1</u>	OPTION 2 (UPDATED)	<u>OPTION 3</u>	<u>OPTION 4</u>
Current Program	Remove Active Monitoring	Annual Review	Bi-Annual Review
<ul style="list-style-type: none"> Permit Processing (new and renewal) 	<ul style="list-style-type: none"> Permit Processing (new and renewal) 	<ul style="list-style-type: none"> Permit Processing (new and renewal) 	<ul style="list-style-type: none"> Permit Processing (new and renewal)
<ul style="list-style-type: none"> No Service and Maintenance Report document verification 	<ul style="list-style-type: none"> No Service and Maintenance Report document verification 	<ul style="list-style-type: none"> Service and Maintenance Report Document verification at time of renewal (1x per year) 	<ul style="list-style-type: none"> Service and Maintenance Report Document verification at time of renewal and mid year (2x per year)
<ul style="list-style-type: none"> DEHQ collects and uploads all Service Reports and Maintenance Reports to record when submitted 	<ul style="list-style-type: none"> Homeowner maintains all service and maintenance reports on site to provide upon request by DEHQ. No DEHQ uploading of documents 	<ul style="list-style-type: none"> Qualified Service Provider uploads all service and maintenance reports to county database No DEHQ uploading of documents 	<ul style="list-style-type: none"> DEHQ uploads all Service and Maintenance Reports to county database
<ul style="list-style-type: none"> Telemetric Alarm Notifications initial verification and ongoing monitoring of alarm notifications 	<ul style="list-style-type: none"> Telemetric Alarm Set Up Verification No ongoing tracking of alarm notifications 	<ul style="list-style-type: none"> Telemetric Alarm Set Up Verification No ongoing tracking of alarm notifications 	<ul style="list-style-type: none"> Telemetric Alarm Set Up Verification No ongoing tracking of alarm notifications
<i>Fee does not include sewage release investigation and enforcement (billed separately at hourly rate)</i>	<i>Fee does not include sewage release investigation and enforcement (billed separately at hourly rate)</i>	<i>Fee does not include sewage release investigation and enforcement (billed separately at hourly rate)</i>	<i>Fee does not include sewage release investigation and enforcement (billed separately at hourly rate)</i>
FY 23/24 Time = 3.12 hrs/record Current Permit Fee = \$624	Estimated Time = 1.50 hrs/record Estimated Permit Fee = \$300	Estimated Time = 2.20 hrs/record Estimated Permit Fee = \$440	Estimated Time = 4.10 hrs/record Estimated Permit Fee = \$820