

EMS Delivery System Stats & Projects

February 27, 2025



California EMS System Organization

State of California Emergency Medical Services Authority
(EMSA)



San Diego County EMS Office
Local Emergency Medical Services Authority (LEMSA)



EMS Agencies and EMS Providers

What does San Diego County EMS do?



Oversight

MOA/MOU/permitting
Personnel credentialing
Permitting and inspections
Administrative reviews
System consultation



System organization

Policies, procedures, and treatment standards
QA/QI, investigations, and discipline
Communications and data
Real-time system support through 24/7 Duty Officer program
Regional coordination and planning



Epidemiology

Monitoring and surveillance
Reporting and analysis
Data system innovations
Information system coordination



Contracting

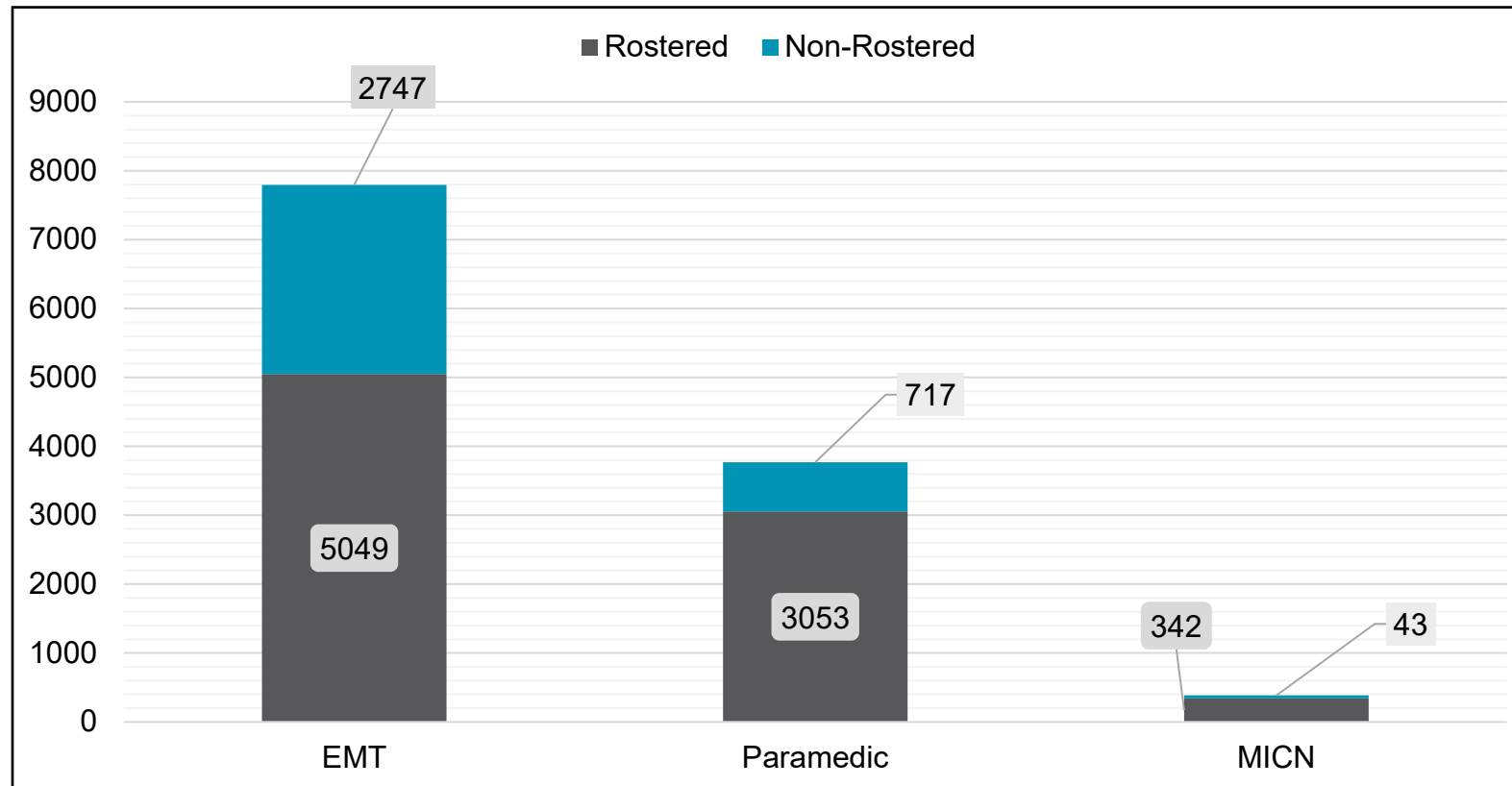
Ambulance service contracts
Vendor and IT platforms
Agency and hospital agreements



Authorizations and designations

Trauma centers and catchment area designation
Stroke, STEMI, pediatrics, and other specialty destination policies

San Diego County EMS By the Numbers: Credentialed EMS Providers





San Diego County EMS By the Numbers

EMS Services



4 Civilian EMS Public Safety Answering Points*



36 Fire Agencies



15 Private Ambulance Services



2 Air Ambulance Providers



28 Non-emergency Medical Transport Permit Holders



54 EMS Continuing Education Providers



16 EMT Schools



6 Paramedic Training Programs



San Diego County EMS By the Numbers

Hospitals and Specialty Designations

23 Emergency Departments

- 2 Military Hospitals
- 1 VA medical center

18 Stroke Receiving Centers

14 Cardiac Receiving Centers

4 ECPR Receiving Centers

7 Base Hospitals

6 Trauma Centers

- 5 adult
- 1 pediatric

1 Burn Center



San Diego County EMS Office Advisory Bodies

Provides consultation, medical review, and recommendations on issues to improve patient care in the organized EMS delivery system

Emergency Medical Care Committee

EMS Medical Director's Advisory Committee

Prehospital Audit Committee

Medical Audit Committee

Stroke Advisory Committee

Cardiac Advisory Committee

CSA 17 Advisory Committee

Community Paramedicine/Triage to Alternate Destination Advisory Council



EMCC Key Dates


January: Elect new officers

July 1st: Updated protocols/policies go into effect

December: No EMCC Meeting

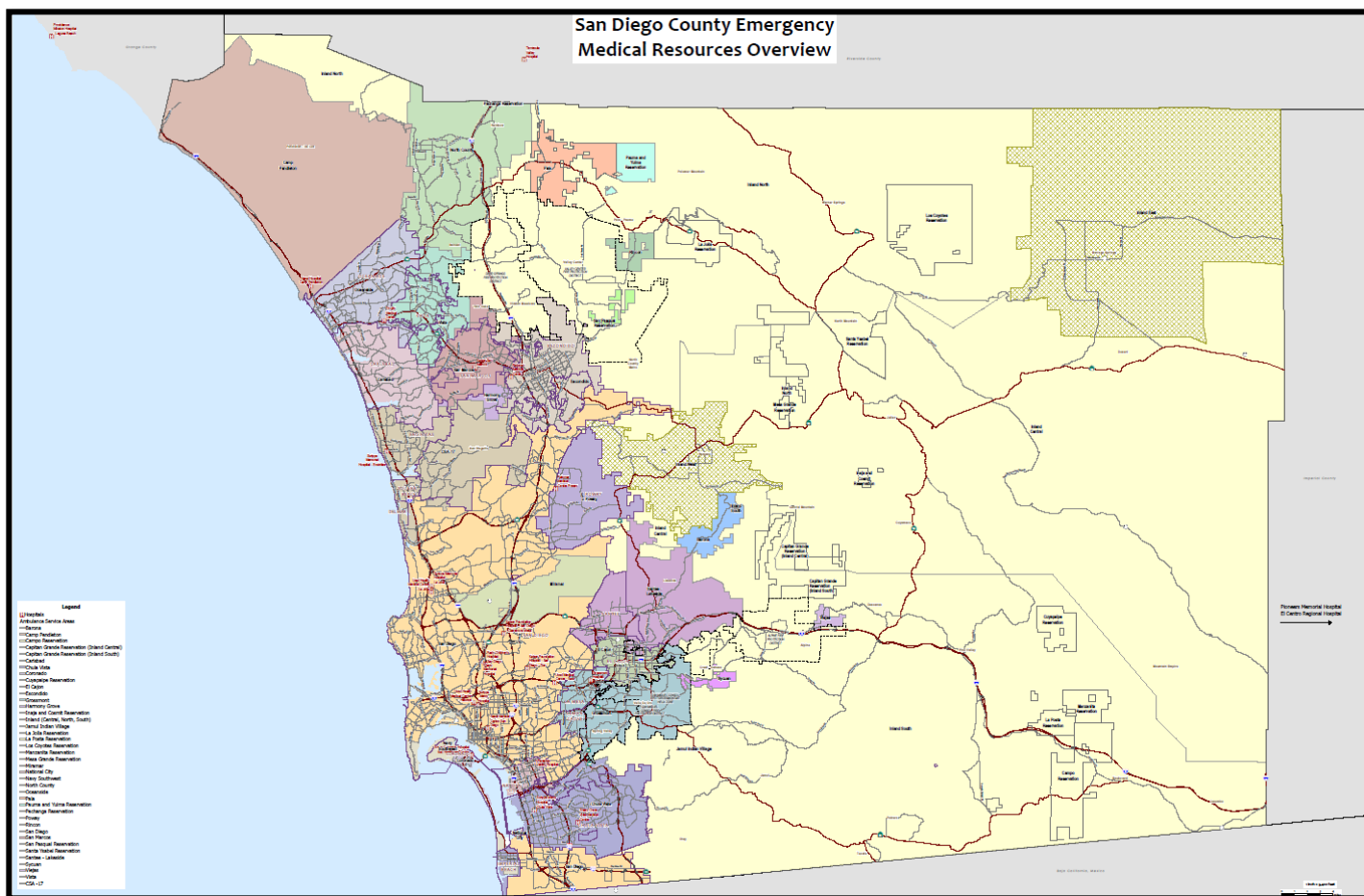
May 1st: Protocols/policies published for July 1 effective date

August: No EMCC Meeting



Ambulance Operating Areas

- **31 Ambulance Operating Areas**
 - Mix of municipal, military, County, tribal service areas



2024 EMS System Statistics

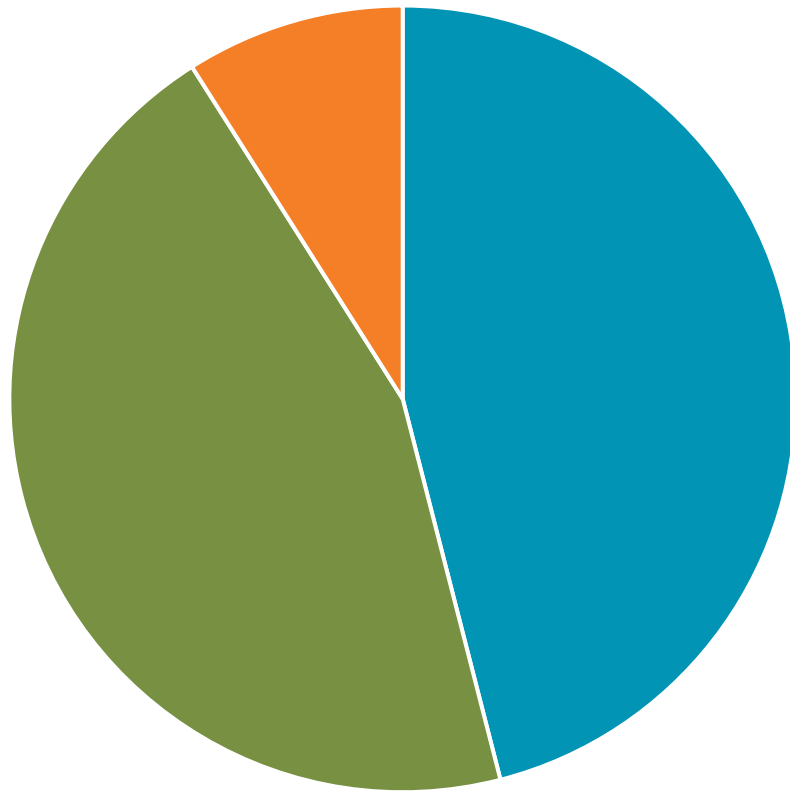


- EMS Responses:
 - 255,000
- Air Ambulance Responses:
 - 993
- 911 Ambulance Transports (via BHR):
 - ~600/day
- Most Common Chief Complaints (*via LEMSIS*):
 - 1) Weakness/Other 19%
 - 2) Traumatic Injury 14%
 - 3) Abdominal Pain 5%
 - 4) Behavior/Psychiatric Disorder 4%
 - 5) Non-Traumatic Body Pain 4%



EMS System Stats

LEMSIS Runs by Gender



■ Female ■ Male ■ Other

Female: 46%

Male: 45%

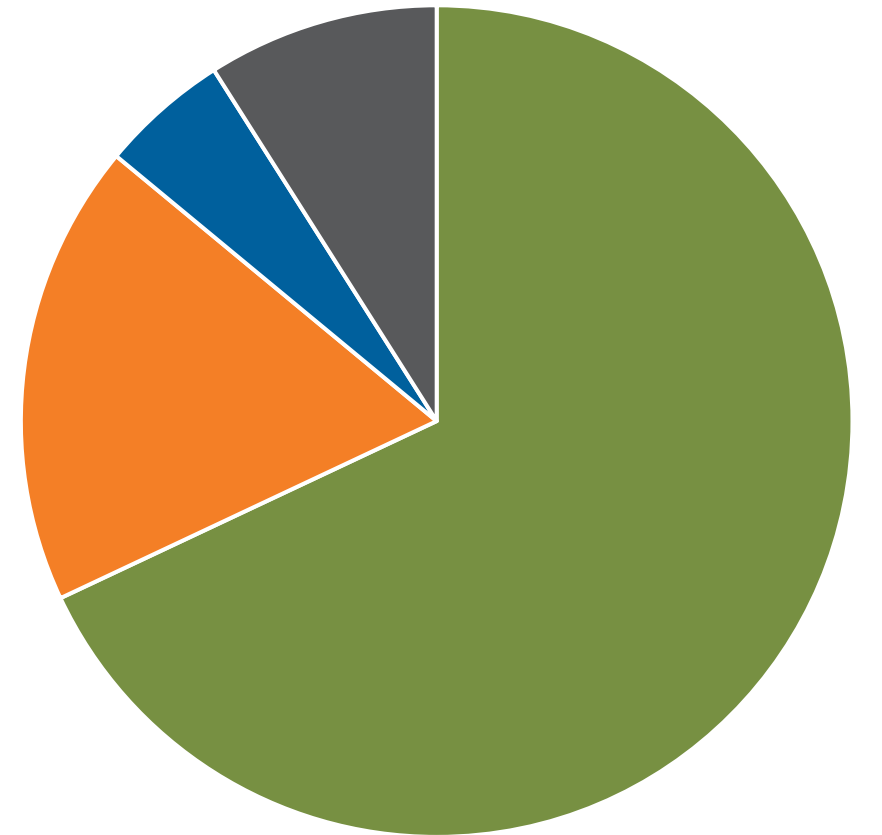
Other: 9%



EMS System Stats

LEMSIS Runs by Disposition

Transport: 68%
AMA: 18%
Release: 5%
Other: 9%

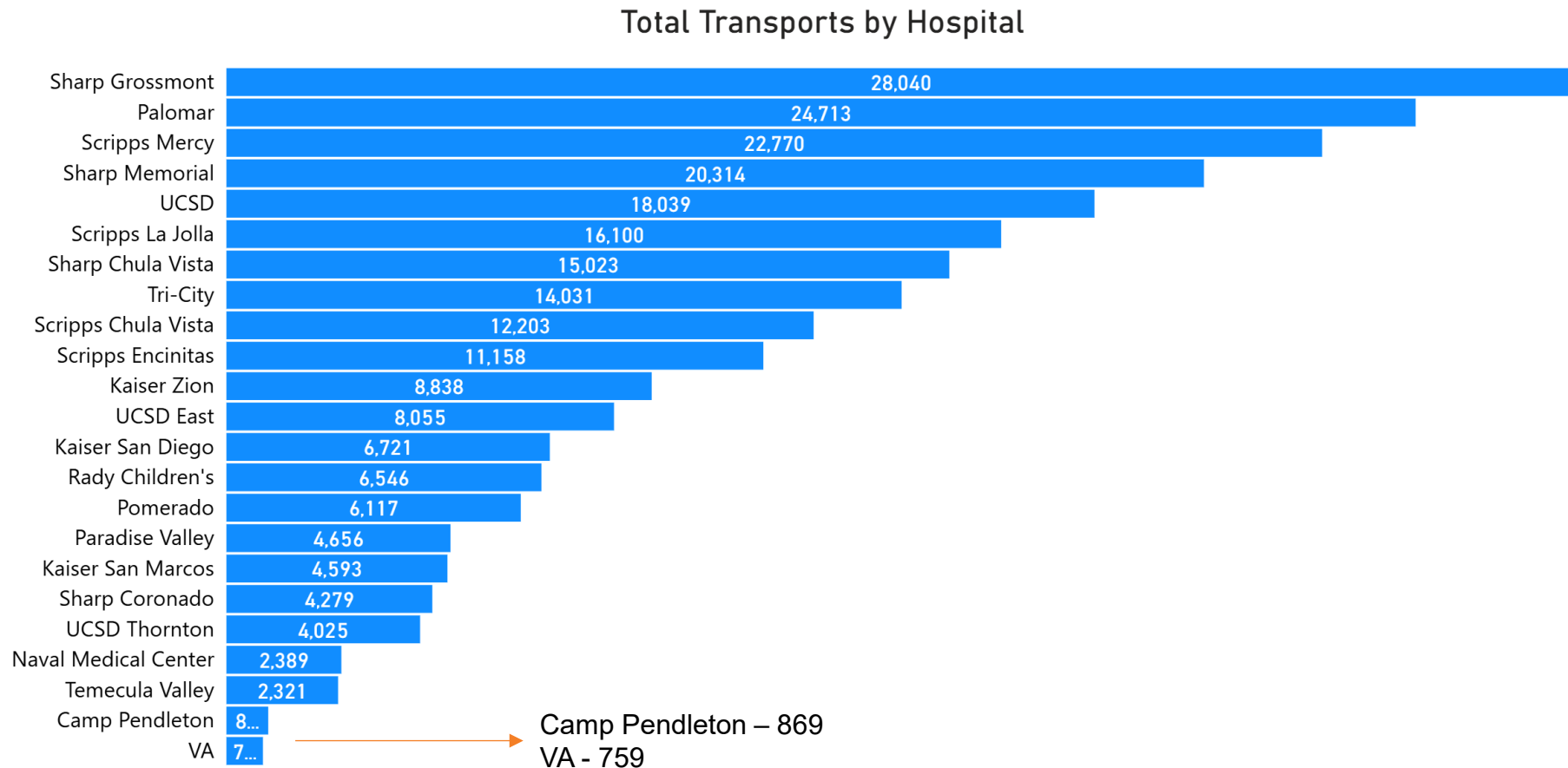


■ Transport ■ AMA ■ Release ■ Other



EMS System Stats

Ambulance Transports by Hospital




EMS Office Projects

- EMS System Redesign
- ECPR Pilot Program
- Opioid Mitigation Initiatives
- Emergency Medical Dispatch programs
- *Revive & Survive*
- Community Paramedicine
- Evidence-Based Protocol Updates
- Ambulance Ordinance Update



EMS Office Projects (more!)



- EMS for Children
- Implementation of New Legislation
- Stakeholder Collaboratives
- Plans and Document Maintenance
- EMS Delivery System Monitoring
- Data Visualizations and Dashboards



EMS Office Tasks & Projects



- **FY 23-24 LEMSA Stats:**

- 342 ambulances inspected
- 196,790 CEMSIS records submitted
- More than 6,000 Stroke Registry records
- More than 10,500 Trauma Registry records
- Nearly 2,000 STEMI Registry records
- Completed 100% ambulance patient transfer of care reporting
- Compiled, analyzed, and provided 36 quarterly performance improvement reports for hospital specialty programs





Questions?