COUNTY OF SAN DIEGO

EMERGENCY MEDICAL SERVICES

Training Guide: Elite AI Assist

Artificial Intelligence (AI) for ImageTrend Electronic Patient Care Reporting (ePCR)

Objectives

- Highlight new features:
  - AI Image Capture (Prescriptions & Documents)
  - AI Voice Capture (Speech-to-Text to Data)
  - AI Check (Automated PCR Review)
- Identify best practices for the new AI tools.
- Ensure you review the information AI is adding to the report.

AI Image Capture



- Best use case for:
  - Current patient medications/prescriptions
    - Will translate picture to entries under *Current Medications*
      - Bottles
      - Handwritten lists
      - Discharge paperwork
  - Documents
    - Places Insurance information and Demographics in correct fields
      - Facility face sheets
      - Discharge paperwork
      - Insurance Cards
  - Patient Belongings
    - Can capture a picture of patient belongings and attempt to parse them into text
      - Wallet, sunglasses, money, etc.

How to AI Capture

Images

New button added to top

- Hit “AI Capture”
- + Add Image
- Use the Camera Icon
- Take Picture
- Generate Values

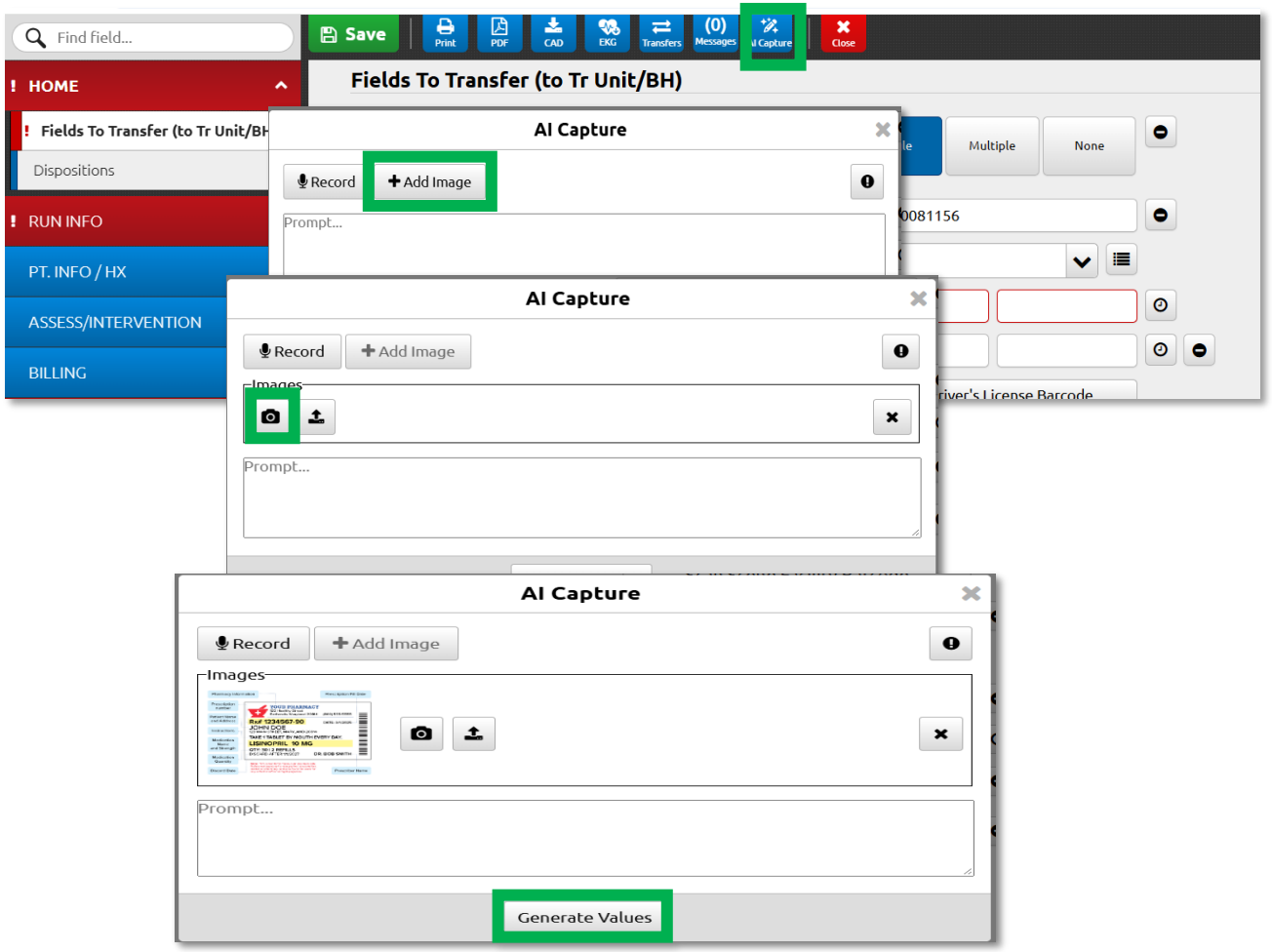

AI Capture:
Apply Changes

- Ensure accurate information
  - Is the information accurate?
  - Is it populating the relevant field?

- If AI data is going to overwrite existing values, the row will be highlighted in yellow.

- Uncheck any AI Capture data you don't want to import.

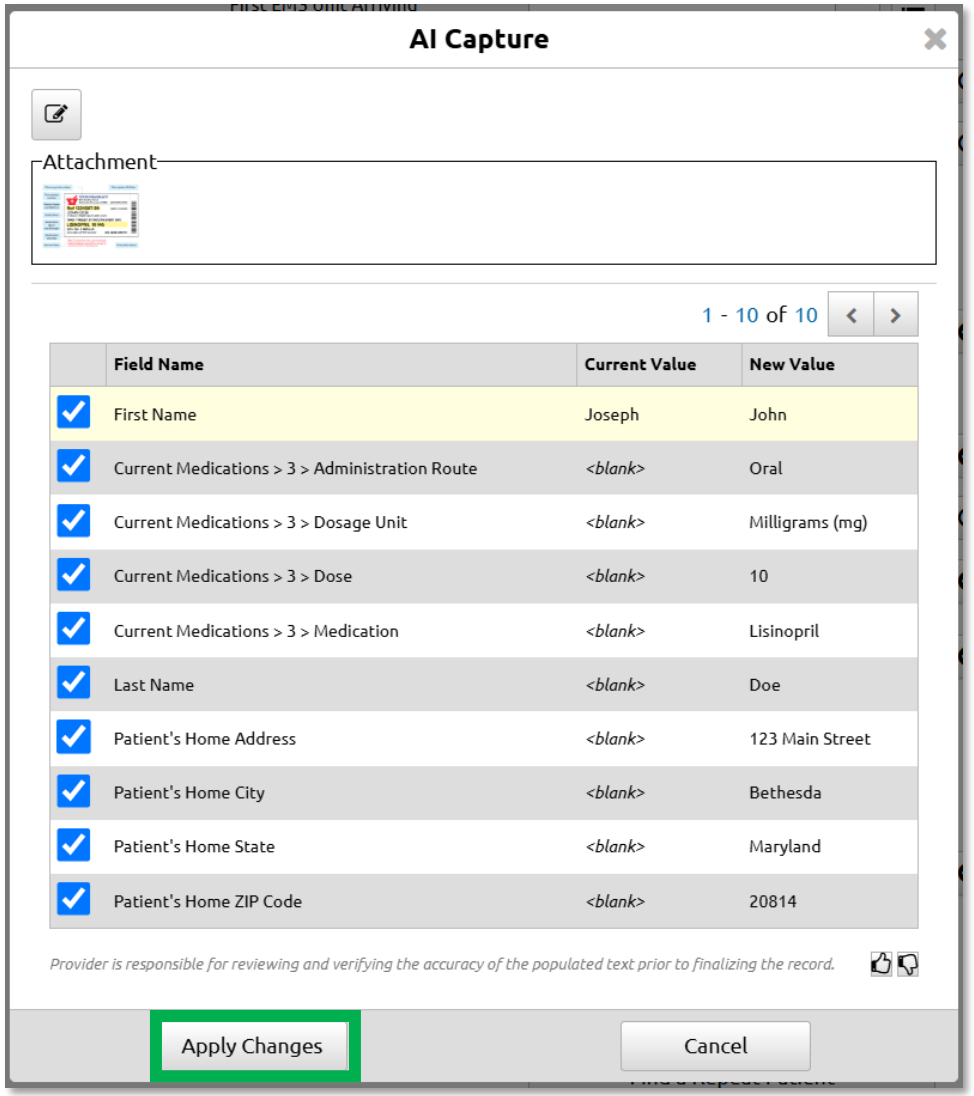

Example handwritten medication list AI Capture import

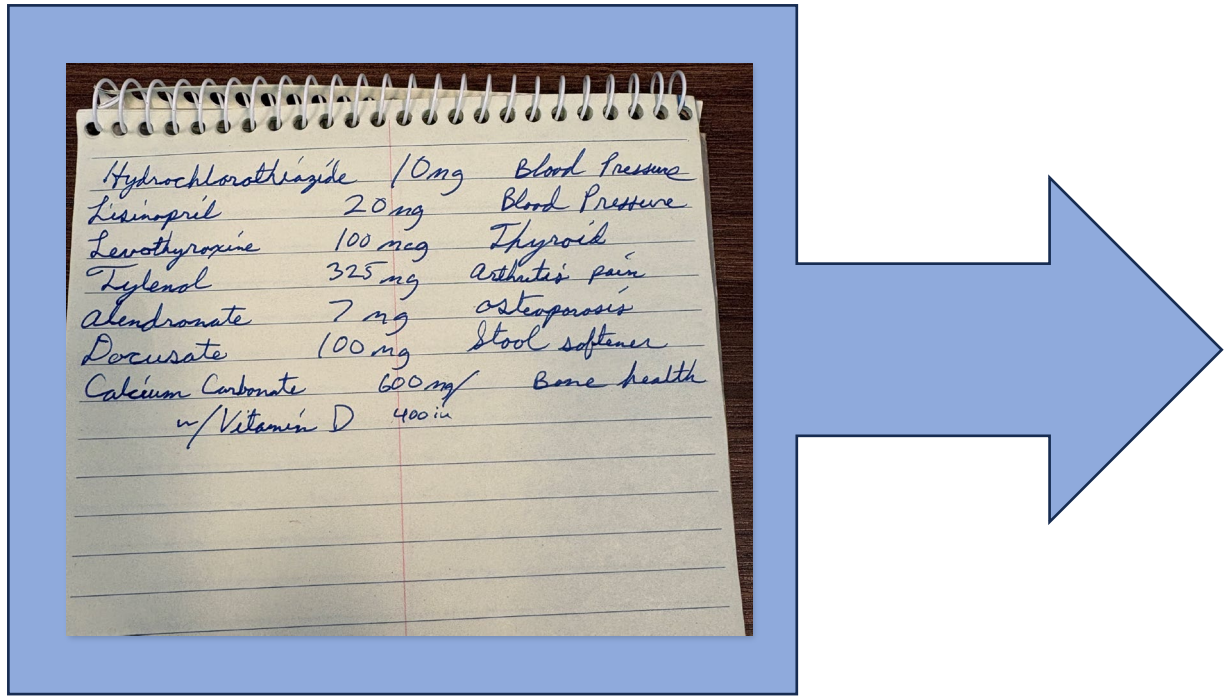

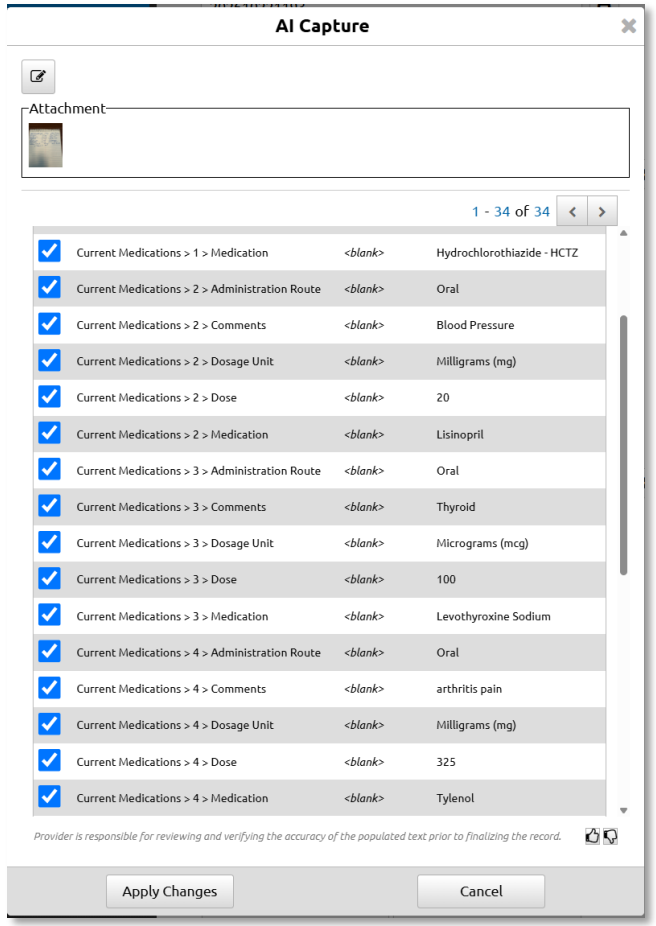

Medication bottles, typed lists, or other medical documents may be used.

Example face sheet AI Capture import

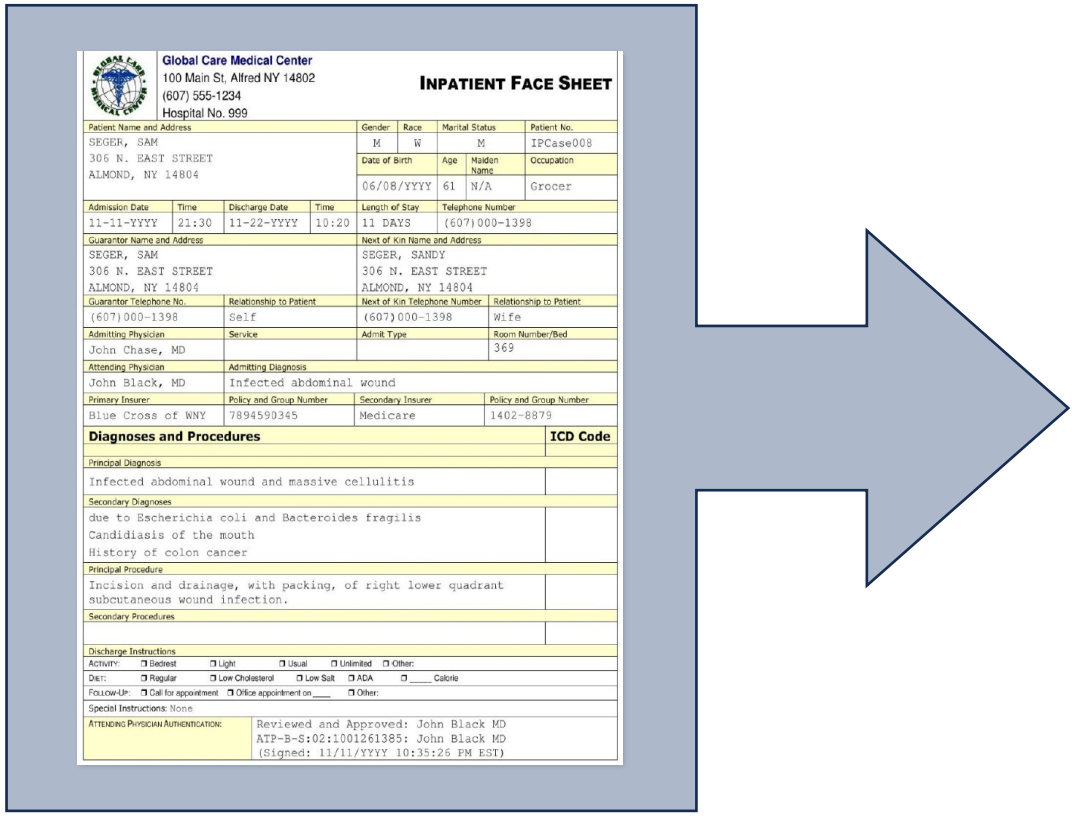

Global Care Medical Center
100 Main St, Alfred NY 14802
(607) 555-1234
Hospital No. 999

INPATIENT FACE SHEET

Patient Name and Address	Gender	Race	Marital Status	Patient No.
SEGER, SAM 306 N. EAST STREET ALMOND, NY 14804	M	W	M	IPCase008

Date of Birth	Age	Maiden Name	Occupation
06/08/YYYY	61	N/A	Grocer

Admission Date	Time	Discharge Date	Time	Length of Stay	Telephone Number
11-11-YYYY	21:30	11-22-YYYY	10:20	11 DAYS	(607)000-1398

Guarantor Name and Address	Next of Kin Name and Address
SEGER, SAM 306 N. EAST STREET ALMOND, NY 14804	SEGER, SANDY 306 N. EAST STREET ALMOND, NY 14804

Guarantor Telephone No.	Relationship to Patient	Next of Kin Telephone Number	Relationship to Patient
(607)000-1398	Self	(607)000-1398	Wife

Admitting Physician	Service	Admit Type	Room Number/Bed
John Chase, MD			369

Attending Physician	Admitting Diagnosis
John Black, MD	Infected abdominal wound

Primary Insurer	Policy and Group Number	Secondary Insurer	Policy and Group Number
Blue Cross of WNY	7894590345	Medicare	1402-8879

Diagnoses and Procedures	ICD Code
Principal Diagnosis	
Infected abdominal wound and massive cellulitis	
Secondary Diagnoses	
due to Escherichia coli and Bacteroides fragilis Candidiasis of the mouth History of colon cancer	
Principal Procedure	
Incision and drainage, with packing, of right lower quadrant subcutaneous wound infection.	
Secondary Procedures	

Discharge Instructions
ACTIVITY: ☐ Bedrest ☐ Light ☐ Usual ☐ Unlimited ☐ Other:
DIET: ☐ Regular ☐ Low Cholesterol ☐ Low Salt ☐ ADA ☐ ____ Calorie
FOLLOW-UP: ☐ Call for appointment ☐ Office appointment on ____ ☐ Other:
Special Instructions: None

ATTENDING PHYSICIAN AUTHENTICATION: Reviewed and Approved: John Black MD
ATP-B-S:02:1001261385: John Black MD
(Signed: 11/11/YYYY 10:35:26 PM EST)

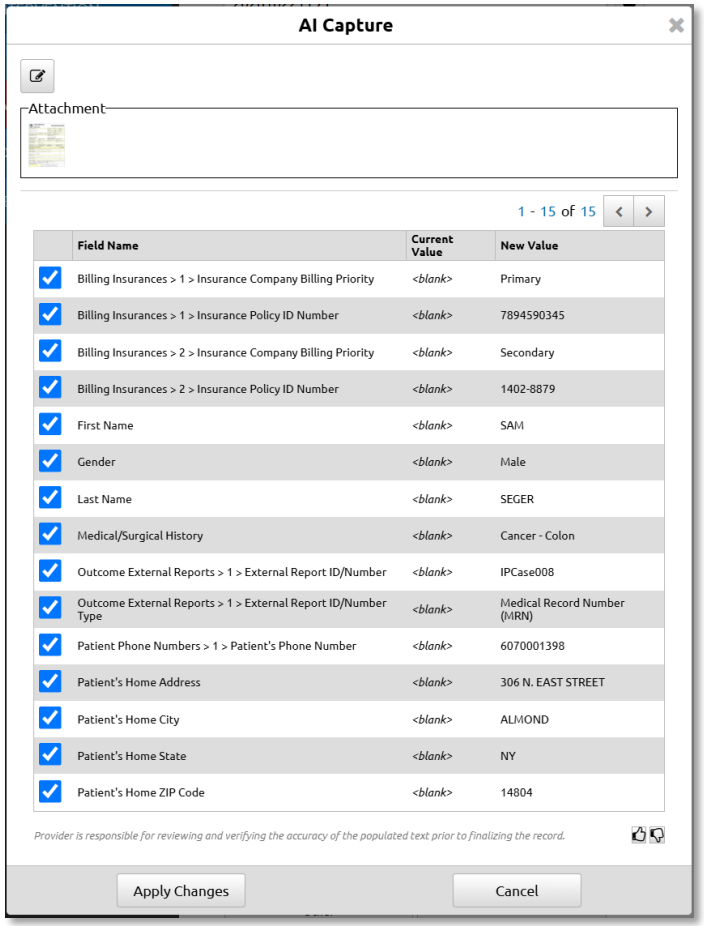

May also be used with discharge paperwork, Vial of Life, or any other patient documentation

How to AI Voice Capture

New button added to top

- Hit “AI Capture”
- Record
- Notes: Allow device to record if 1st time.
  You have 30 seconds per recording
- Review the text, re-record if needed
- Generate Values

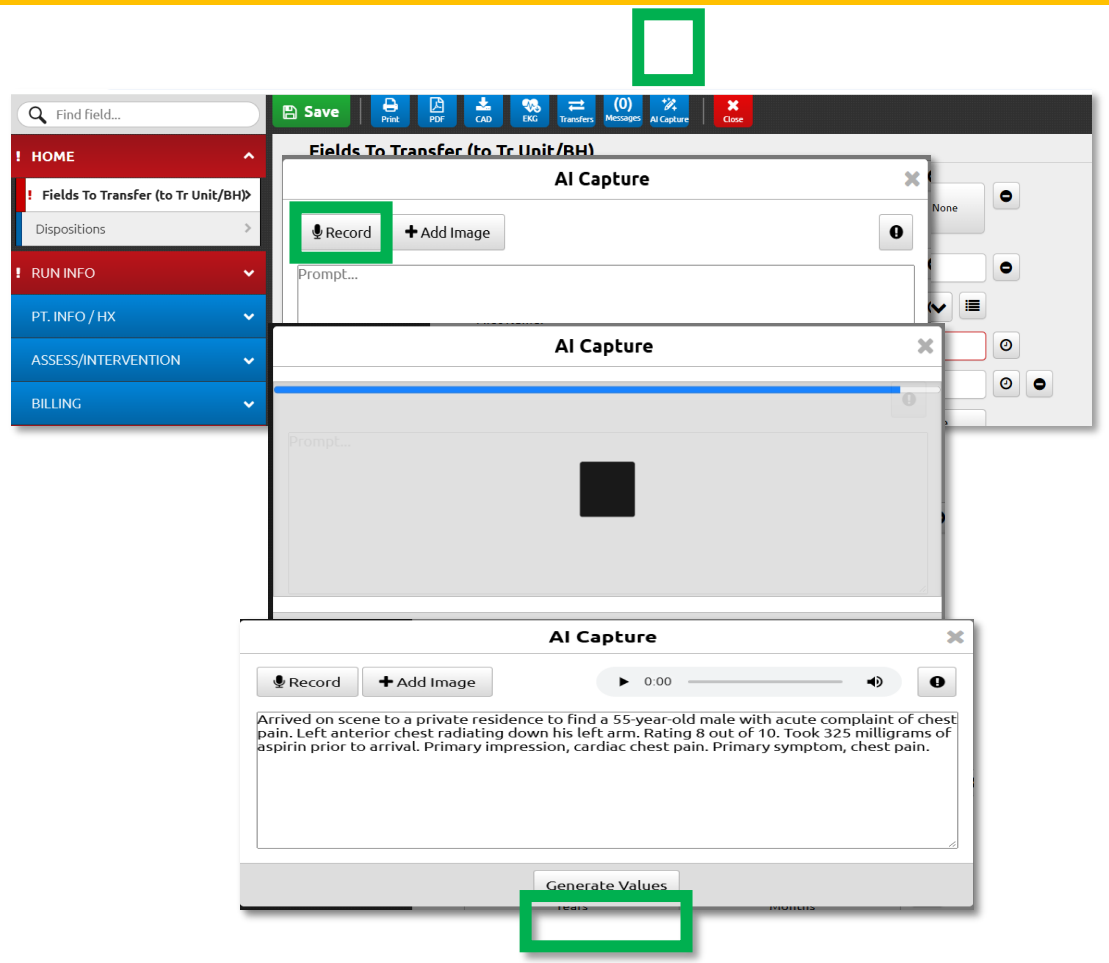

Generating Values

Things to Remember

- The better you know the fields, the more helpful this tool will be.
- You need to unselect things that the AI generates incorrectly.
- Background noise and side conversations will be included in your report.
- This is your report - not the AI's
  - Pay attention to what these tools load in the report.

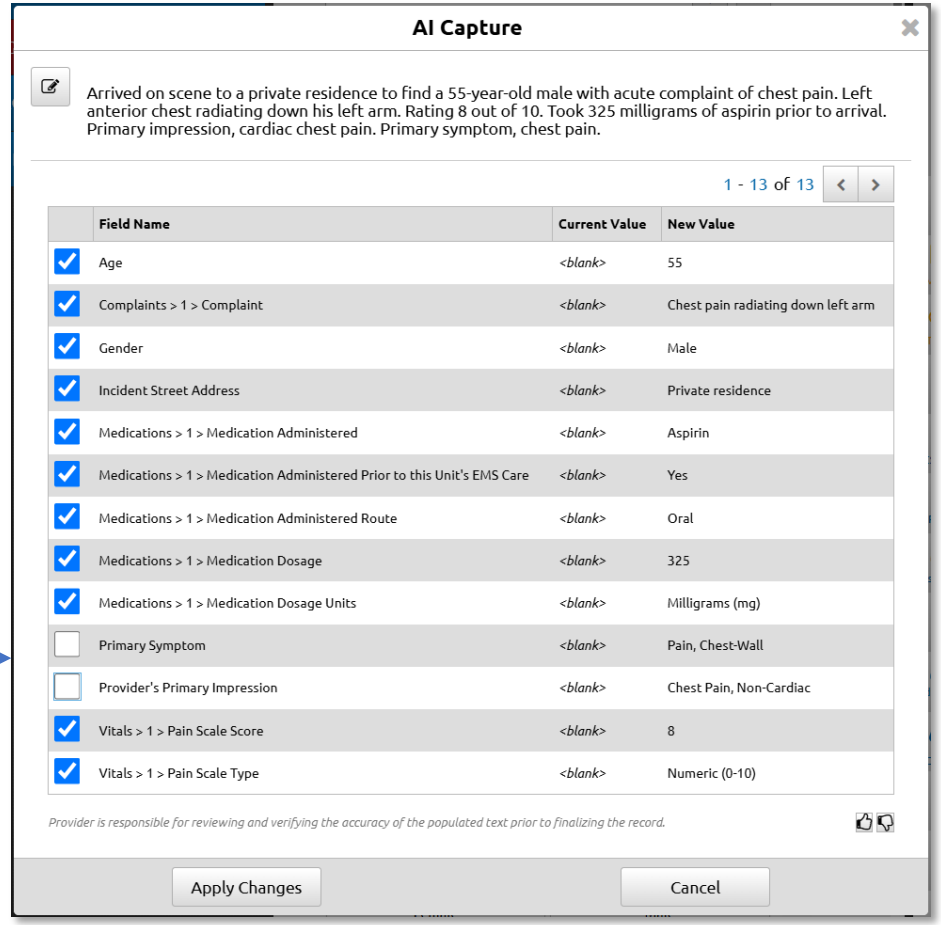

AI Check

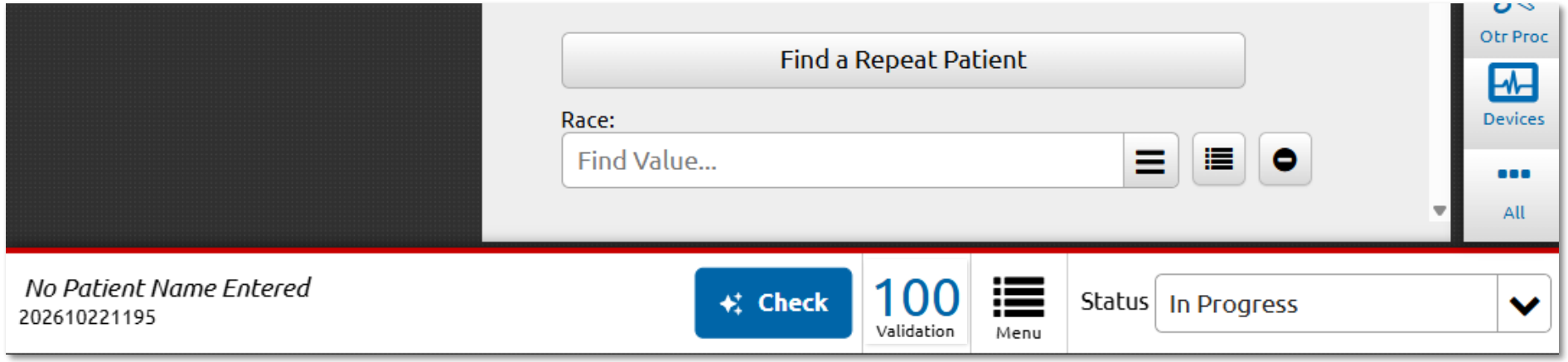

- Complete the entire report to 100 Validation and your narrative in full before utilizing AI Check.
- Button located at the bottom, next to the validation score.
- It behaves like a spell check and will review your PCR for →
- Does ***NOT*** change ***anything*** automatically.

You must make any changes.

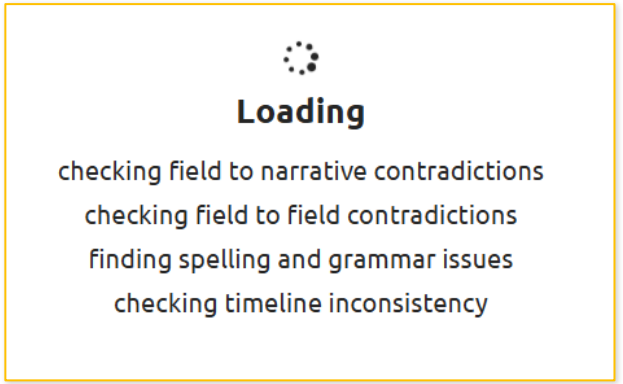

AI Check PCR Examples

Conflicting Information

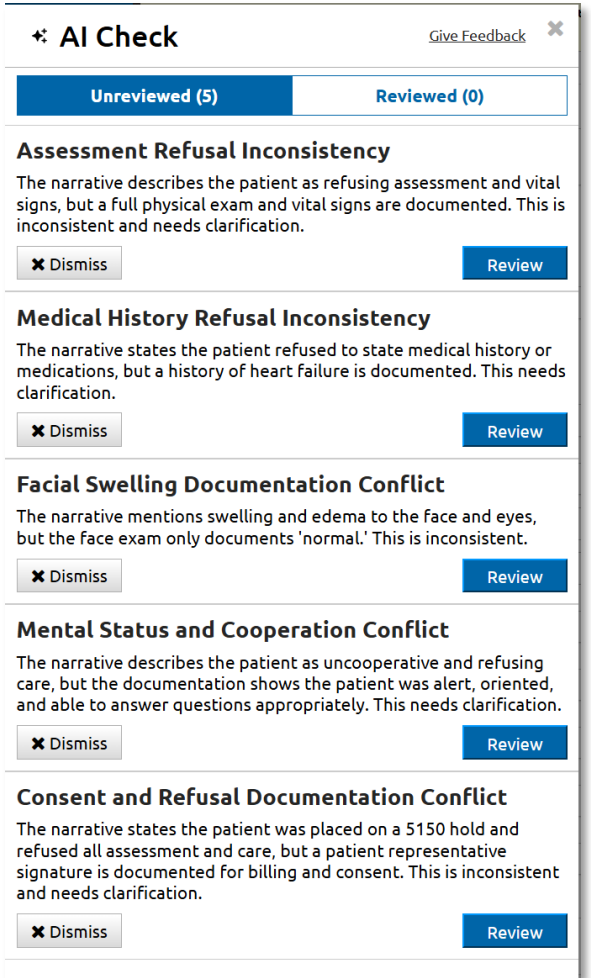

Inconsistencies

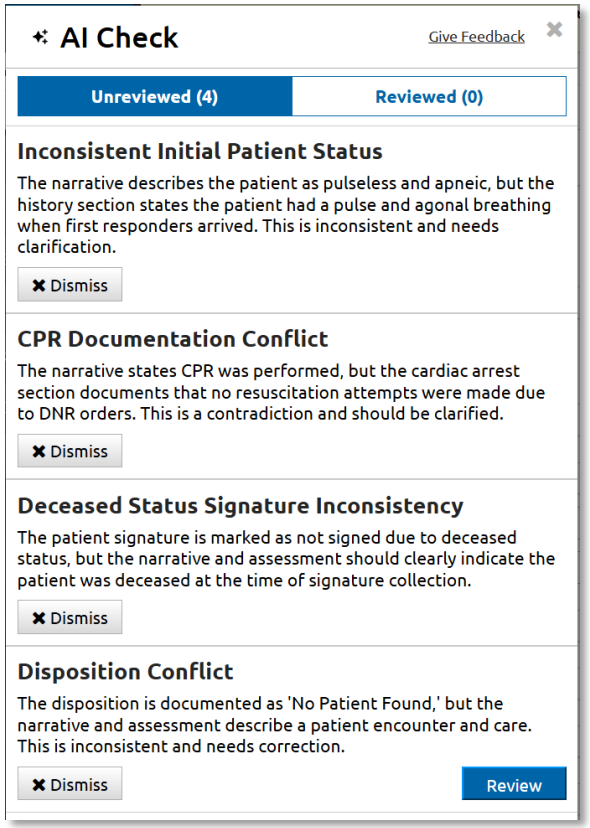

Missed Interventions

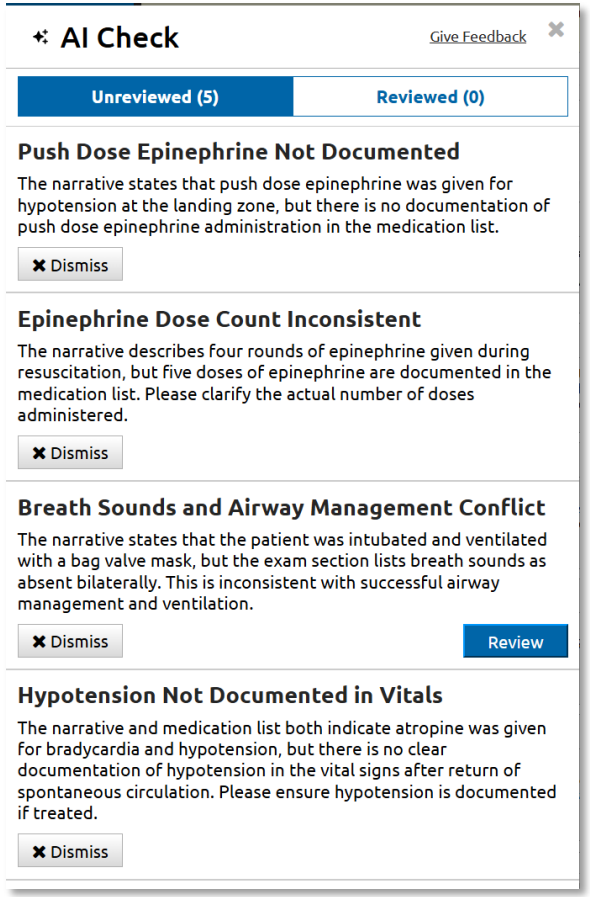

AI is a Tool



- Remember, the patient care report is yours, and you are signing off on the accuracy of the information within.

- You must review everything going into the report.
- Use the tools that work:
- The more you use them, the better.
- AI tools are designed to help EMS professionals; if they are not helpful, don’t use them.
- The AI Review is like spell check, and you don’t have to use it.
  - Provider of record is responsible for all PCR data records
  - AI Review may improve the PCR accuracy and completeness

Best Practices

- Pay extra attention when fields are highlighted ***yellow***; it recognizes that you are changing a value.
- Ensure you review and unselect items that are not accurate. 
- Use the camera  within the ePCR. (***Not*** the device camera.)
  This prevents patient healthcare information from being stored on the device.
- Use the 

to review and fix any errors or missing data when the ePCR is complete .

How to Disable/Enable AI Assist

- Click your **Agency Name** at the top left to access the menu
- Click **Configuration**
- Click **AI Assist**
- Click **Save**

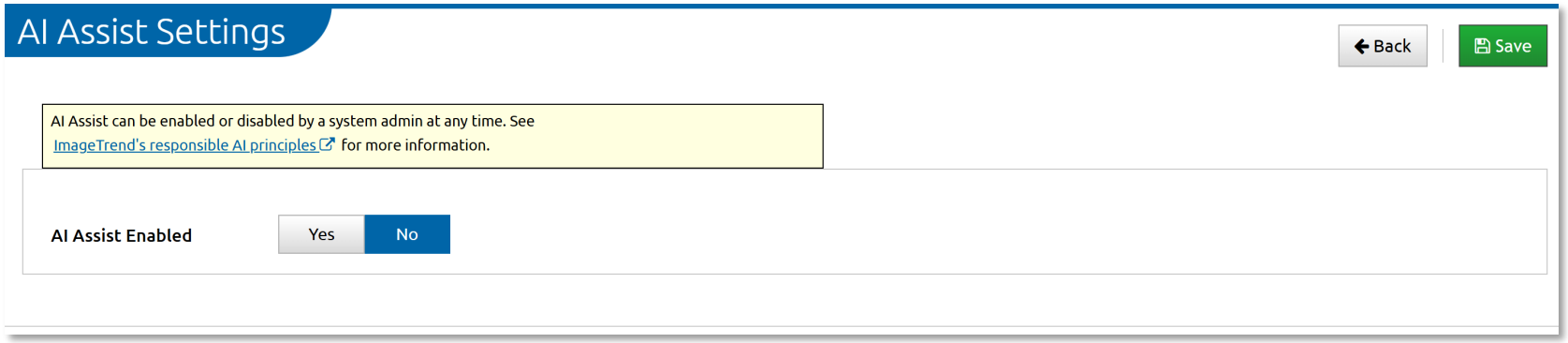

Responsible AI Principles: https://www.imagetrend.com/legal/responsible-ai-principles/