

CSA17 COMMUNITY OUTREACH Q1 2026 REPORT

May 12, 2026

COUNTY of SAN DIEGO



SAN DIEGUITO AMBULANCE DISTRICT



CSA17 JANUARY 2026 COMMUNITY OUTREACH & EDUCATION

- 01/02/2026 – Bi Monthly BP Checks at Encinitas Senior Center (1 of 2)
- 01/05/2026 – Monthly Child Car Seat Inspections at Encinitas Community Center
- 01/10/2026 – Hands Only CPR and Bleeding Control for RSF CERT Team
- 01/15/2026 - Bi Monthly BP Checks at Encinitas Senior Center (2 of 2)
- 01/17/2026 – Fire Ops Training with Solana Beach FD



CSA17 COMMUNITY OUTREACH & EDUCATION

**Bimonthly Blood
Pressure
Screenings &
Heart Health Info**

**Encinitas Senior
Center**




CSA17 FEBRUARY 2026 COMMUNITY OUTREACH & EDUCATION

- 02/02/2026 – CPR in Schools at Diegueno Middle School
- 02/02/2026 - Monthly Child Car Seat Inspections at Encinitas Community Center
- 02/06/2026 – Bi Monthly BP Checks at Encinitas Senior Center (1 of 2)
- 02/09/2026 – CPR in Schools at Canyon Crest Academy
- 02/10/2026 – Love Your Heart Blood Pressure Event Moonlight Beach
- 02/10/2026 – CPR/Activating 9-1-1/Senior Fall Prevention/Bleeding Control at Lo Colonia in Solana Beach
- 02/14/2026 – Hotcakes & Heartbeats with Solana Beach FD Hands-Only CPR and Free Blood Pressure Checks
- 02/19/2026 - Bi Monthly BP Checks at Encinitas Senior Center (2 of 2)
- 02/23/2026 – CPR Certification class at The Graur School in Encinitas Day 1
- 02/24/2026 – CPR Certification class at The Graur School in Encinitas Day 2
- 02/28/2026 – Hands Only CPR Demo at Solana Beach Little League Opening Day



CSA17 FEBRUARY 2026 COMMUNITY OUTREACH & EDUCATION



**Hotcakes &
Heartbeats
Solana Beach FD**

CSA17 FEBRUARY 2065 COMMUNITY OUTREACH & EDUCATI



CPR Certification Class The Grauer School Encinitas

CSA17 FEBRUARY 2065 COMMUNITY OUTREACH & EDUCATI



Hands -Only CPR Demo Solana Beach Little League Opening Day

CSA17 MARCH 2026 COMMUNITY OUTREACH & EDUCATION

- 02/28/2026 – Hands Only CPR Demo at Solana Beach Little League Opening Day
- 03/02/2026 – Monthly Child Car Seat Checks at Encinitas Community Center
- 03/06/2026 – Bi Monthly BP Checks at Encinitas Senior Center (1 of 2)
- 03/16/2026 – CPR in Schools Program at Earl Warren Middle School Solana Beach
- 03/17/2026 – First Aid/CPR Class at La Colonia (en Espanol) Solana Beach
- 03/19/2026 – Bi Monthly BP Checks at Encinitas Senior Center (2 of 2)



CSA17 MARCH 2026 COMMUNITY OUTREACH & EDUCATION



**Hands -Only CPR - AED - Activating 911
En Español
La Colonia Solana Beach**

CSA17 2025 COMMUNITY OUTREACH & EDUCATION

Q1 2026 SUMMARY

- 22 EVENTS TOTAL
 - 11 PUBLIC SERVICE
 - 11 EDUCATION
- 308 AMR COMMUNITY EDUCATION AND OUTREACH HOURS
- 2,254 PEOPLE TAUGHT HANDS ONLY CPR!
- 113 BLOOD PRESSURES CHECKED
- 5 CHILD SEATS INSPECTED AND/OR INSTALLED
- 11 PEOPLE COMPLETED FIRST AID TRAINING

CSA17 2025 COMMUNITY OUTREACH & EDUCATION



Thank You

CSA 17 Quarterly Ambulance Performance Summary

Reporting Period: 01/01/2026 thru 03/31/2026

Purpose

This handout provides a clear quarterly snapshot of 9-1-1 ambulance activity and response performance in CSA 17. It is designed for non-EMS audiences and includes required contract measures plus reference metrics for situational awareness.

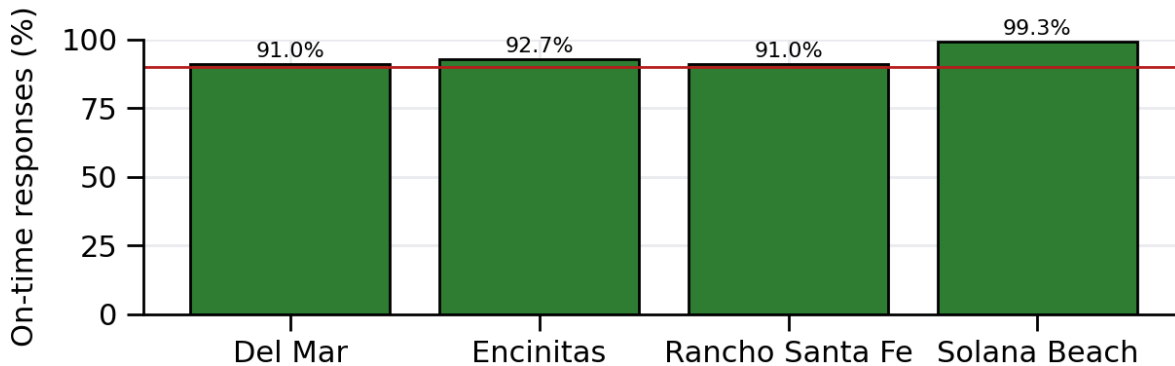
Contract requirement: response time compliance

Standard: Ambulance arrives within 10 minutes, 90% of the time for emergency (Code 3 / lights & sirens) calls.

Key takeaway: All contracted CSA 17 jurisdictions met or exceeded the 90% standard this quarter.

Systemwide (all reported zones): 92.6% on-time.

Response Time Compliance by Jurisdiction (Code 3)



Visual key – How to read this chart:

- Each bar represents a jurisdiction in the CSA 17 contracted service area.
- The red line marks the County’s required 90% standard.
- Bars at/above the red line indicate meeting the contract standard.
- CSA 17 Other is reported for visibility only and is not part of the contractual 90% obligation.

Jurisdiction compliance summary (Code 3)

Jurisdiction	On-time (%)	Avg response	90th percentile	Calls
Del Mar	91.0%	00:07:01	00:11:19	122
Encinitas	92.7%	00:07:34	00:11:31	1,332
Rancho Santa Fe	91.0%	00:07:32	00:11:32	433
Solana Beach	99.3%	00:06:09	00:09:10	278
CSA 17 Other	75.4%	00:08:11	00:11:50	61

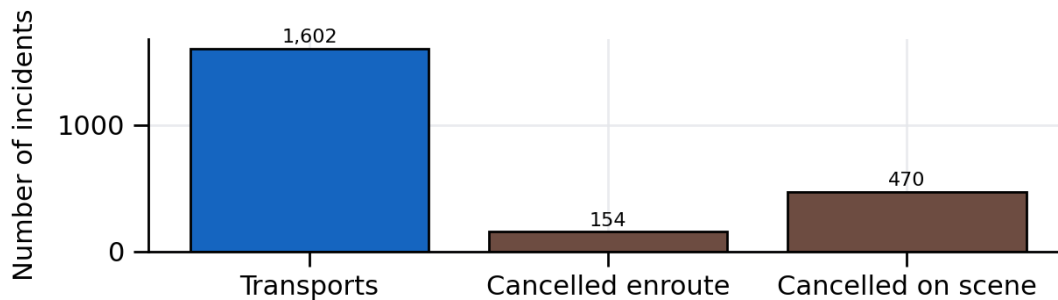
Note: "CSA 17 Other" is informational only and not used to determine contractual compliance.

System Activity & Reliability (reference metrics)

Activity at a glance (Code 3)

- Total emergency ambulance responses: 2,226
- Calls resulting in transport: 1,602 (transport rate 72.0%)
- Canceled while en route: 154
- Canceled on scene: 470
- Average response time: 00:07:17 (mm:ss)
- 90th percentile response time: 00:11:19 (mm:ss)

What happened to emergency ambulance responses (Code 3)



Visual key – What this shows:

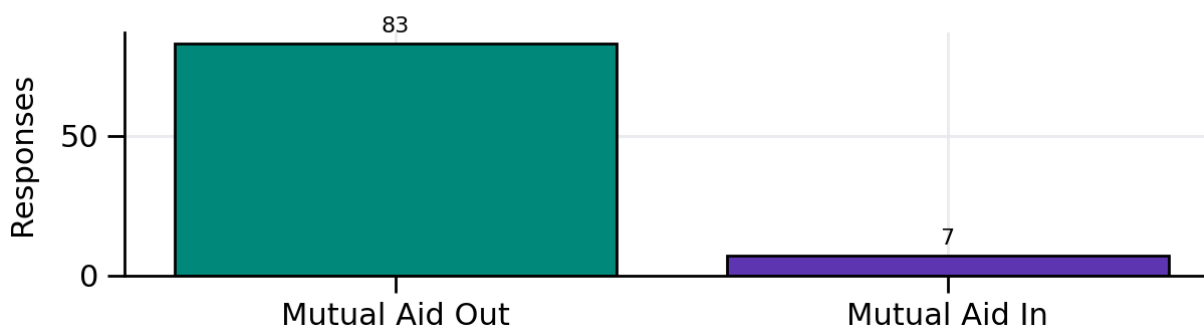
- Transports are incidents where the patient was taken to a hospital.
- Cancellations can occur when the patient improves, declines transport, or care is resolved by first responders.
- This helps keep ambulances available for higher-priority emergencies.

Mutual aid (regional coordination)

Mutual Aid Out: 83 responses; 68 arrived on scene; 47 transports.

Mutual Aid In: 7 responses; 6 arrived on scene; 1 transports.

Mutual Aid Activity (regional coordination)



Visual key – Mutual aid explained:

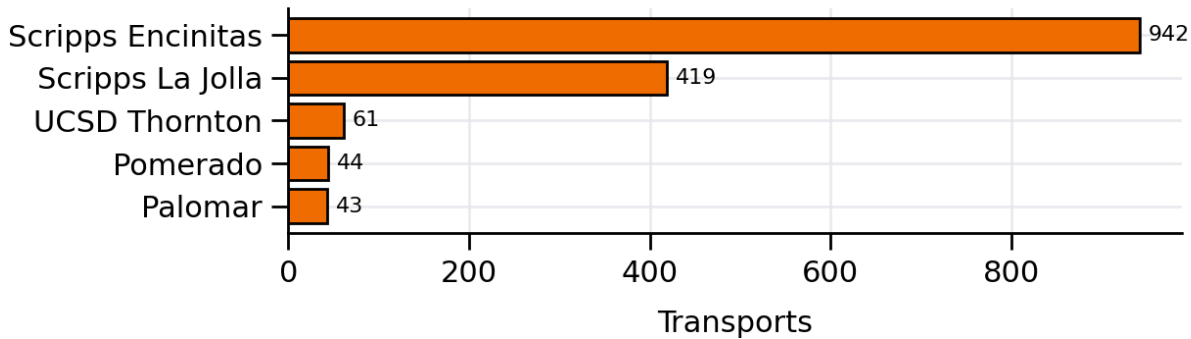
- “Out” means CSA 17 ambulances supported nearby communities during their high demand.
- “In” means nearby agencies supported CSA 17 during high demand.
- This reflects regional cooperation and coordinated coverage.

Transport Destinations & Definitions (reference)

Where patients were transported

This quarter, 1,609 transports were recorded with a receiving destination. The chart below shows the top destinations by transport count.

Top Receiving Hospitals (by transport count)



Visual key – How to read this chart:

- Each bar shows how many transports went to that receiving facility.
- Higher volume often reflects proximity and specialty services.
- This is not a quality ranking of hospitals.

Top 5 receiving destinations

Destination	Transports	Share
Scripps Encinitas	942	58.5%
Scripps La Jolla	419	26.0%
UCSD Thornton	61	3.8%
Pomerado	44	2.7%
Palomar	43	2.7%

Definitions (plain language)

- Code 3: Emergency response using lights and sirens.
- Response time: Time from dispatch completion to ambulance arrival on scene.
- On-time (%): Percent of emergency incidents where the first arriving ambulance arrived within 10:00.
- 90th percentile: 90% of responses were at or faster than this time.

Reminder: "CSA 17 Other" is reported for visibility only and is not part of the contractual 90% compliance obligation.