

County of San Diego Behavioral Health Services

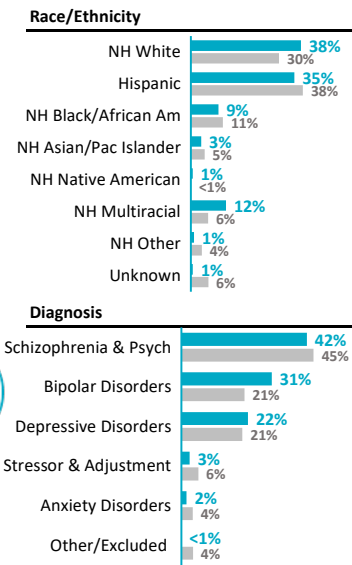
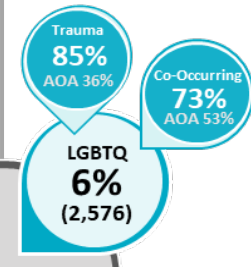
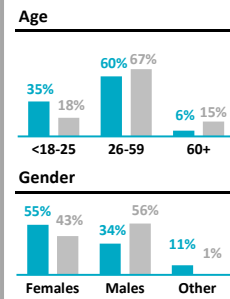
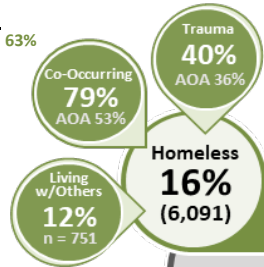
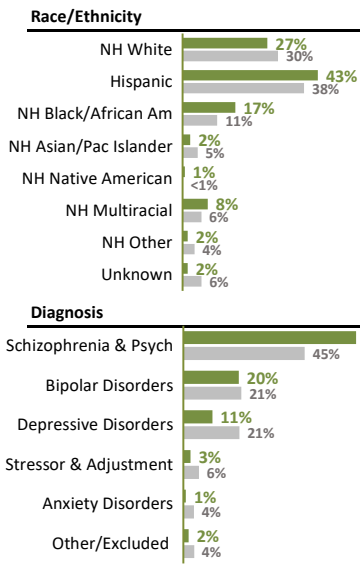
Adult and Older Adult

Homeless (16% n=6,091)

LOC	%	AOA%
Outpatient Services	50%	61%
Forensic Services	32%	21%
Emergency Services	64%	38%
Inpatient Services	24%	13%
24 Hour Services	<1%	2%

Insurance	%	AOA%
Uninsured/Unknown	12%	15%
Medi-Cal Only	71%	65%
Medi-Cal + Medicare	10%	10%
Medicare Only	<1%	<1%
Private	7%	10%

Employment	%	AOA%
Competitive Job	5%	14%
Seeking Work	23%	17%
Not in Labor Force	39%	24%
Not Seeking Work	28%	26%
Resident/Inmate	<1%	4%
Other	5%	15%



LGBTQ (6% n=2,576)

LOC	%	AOA%
Outpatient Services	81%	61%
Forensic Services	10%	21%
Emergency Services	44%	38%
Inpatient Services	16%	13%
24 Hour Services	2%	2%

Insurance	%	AOA%
Uninsured/Unknown	4%	15%
Medi-Cal Only	72%	65%
Medi-Cal + Medicare	9%	10%
Medicare Only	<1%	<1%
Private	15%	10%

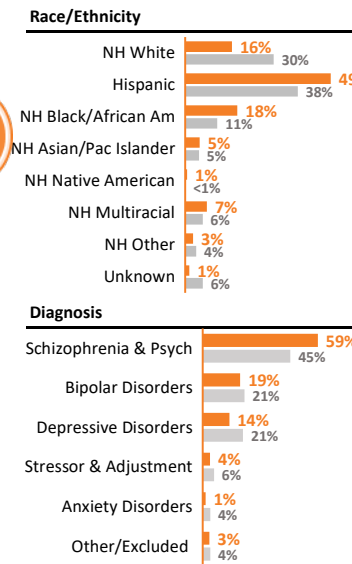
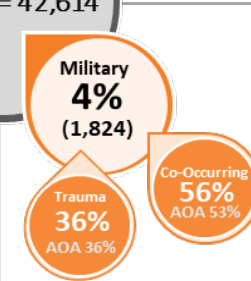
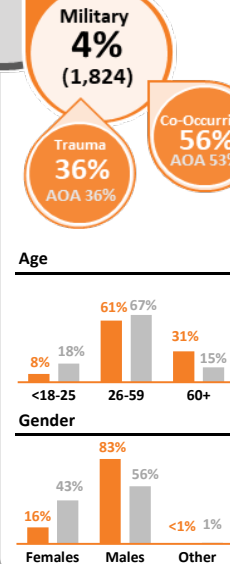
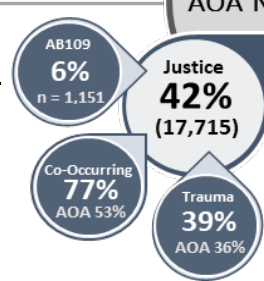
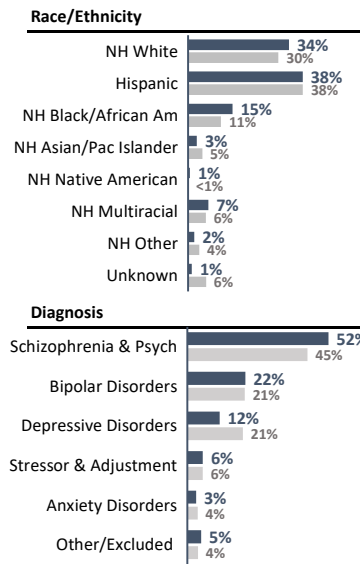
Orientation	<18-25	26-59	60+
Lesbian	7%	13%	15%
Gay Male	9%	23%	27%
Bisexual	56%	43%	30%
Transgender	4%	4%	4%
Questioning	10%	8%	14%
Other	14%	10%	11%

Justice System (42% n=17,715)

LOC	%	AOA%
Outpatient Services	47%	61%
Forensic Services	51%	21%
Emergency Services	39%	38%
Inpatient Services	16%	13%
24 Hour Services	2%	2%

Insurance	%	AOA%
Uninsured/Unknown	14%	15%
Medi-Cal Only	69%	65%
Medi-Cal + Medicare	9%	10%
Medicare Only	<1%	<1%
Private	8%	10%

Employment	%	AOA%
Competitive Job	11%	14%
Seeking Work	20%	17%
Not in Labor Force	24%	24%
Not Seeking Work	27%	26%
Resident/Inmate	8%	4%
Other	9%	15%



Military (4% n=1,824)

LOC	%	AOA%
Outpatient Services	54%	61%
Forensic Services	17%	21%
Emergency Services	54%	38%
Inpatient Services	12%	13%
24 Hour Services	2%	2%

Living Situation	%	AOA%
Lives Independently	63%	69%
Board & Care	8%	6%
Justice Related	2%	5%
Homeless	20%	16%
Institutional	6%	4%

Employment	%	AOA%
Competitive Job	15%	14%
Seeking Work	14%	17%
Not in Labor Force	30%	24%
Not Seeking Work	22%	26%
Resident/Inmate	1%	4%
Other	19%	15%

County of San Diego Behavioral Health Services

Key Findings

Homeless (16% n=6,091)

- Homeless adults were nearly twice as likely to receive emergency services than the AOABHS systemwide average.
- Homeless adults were more likely than the AOABHS systemwide averages to be male, Hispanic, and diagnosed with Schizophrenia and Other Psychotic Disorder.
- Seventy-nine percent of homeless adults were reported to have a co-occurring disorder, as compared to 53% in the AOABHS systemwide average.
- Over the past three years, the percentage of Hispanic adults who are homeless decreased, and the percentage of White adults who are homeless increased.

LGBTQ (6% n=2,576)

- LGBTQ adults were more likely to be female, between the ages of less than 18 and 25 years old, and diagnosed with Bipolar Disorder than the AOABHS systemwide average.
- Nearly three-fourths of LGBTQ adults are on Medi-cal only insurance. Over the past three years, LGBTQ adults with no insurance or unknown insurance have decreased by six percentage points.
- Eighty-five percent of LGBTQ adults were reported to have a history of trauma, as compared to 36% in the AOABHS systemwide average.
- Over the past three years, endorsement of the sexual orientation response option "bisexual" has been the highest endorsed by LGBTQ adults.

AOA N =
42,614

Justice System (42% n=17,715)

- Adults who have been involved with the justice system were more likely to be male, and between the ages of 26 and 59 years old when compared to the AOABHS systemwide average.
- These adults were more likely to be diagnosed with Schizophrenia and Other Psychotic Disorder than the AOABHS systemwide average.
- The number of adults who have been involved with the justice system increased by 7% compared with FY 2019-20 (16,512 to 17,715)
- Over the past three years, the percentage of Hispanic adults who have been involved with the justice system decreased, and the percentage of these White adults have increased.

Military (4% n=1,824)

- Adults who reported that they had served in the military were more likely to be male, between the ages of 26 and 59, and diagnosed with Schizophrenia and Other Psychotic Disorder.
- Adults who reported that they had served in the military were more likely to be homeless compare to the AOABHS systemwide averages.
- These adults were more likely to report an employment status of "not in the labor force" than the AOABHS systemwide average. However, over the past three years, these adults who have reported an employment status of "not in the labor force" has decreased.
- Over the past three years, the percentage of these adults have increased for those in the age group of less than 18 to 25 and for those who identify as female.

3-Year Trend

Special Populations Report - ADA

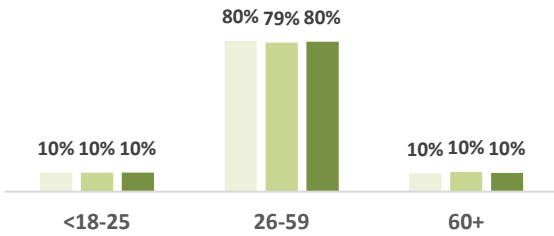


County of San Diego Behavioral Health Services

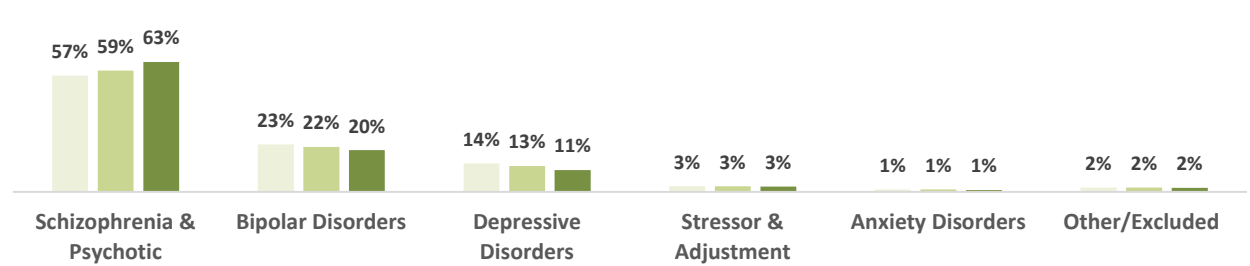
Legend: ■ FY 2018-19 ■ FY 2019-20 ■ FY 2020-21

Homeless

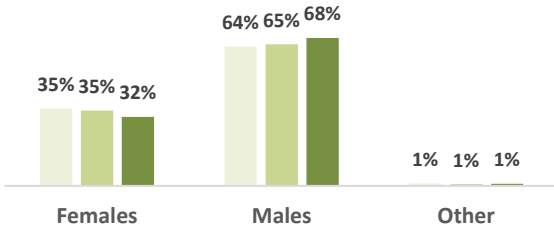
Age



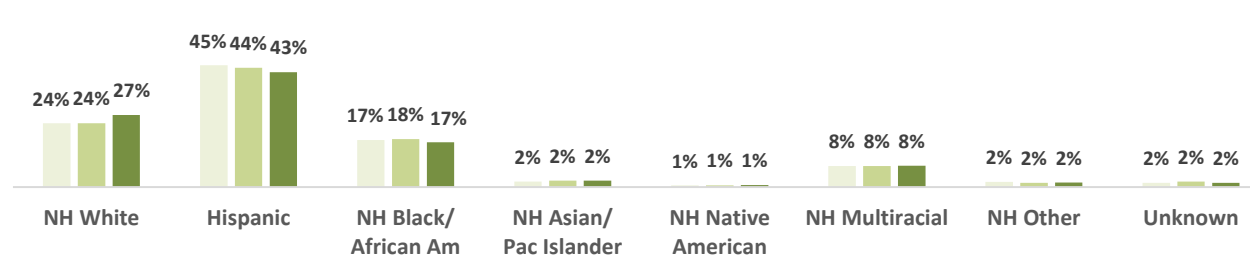
Diagnosis



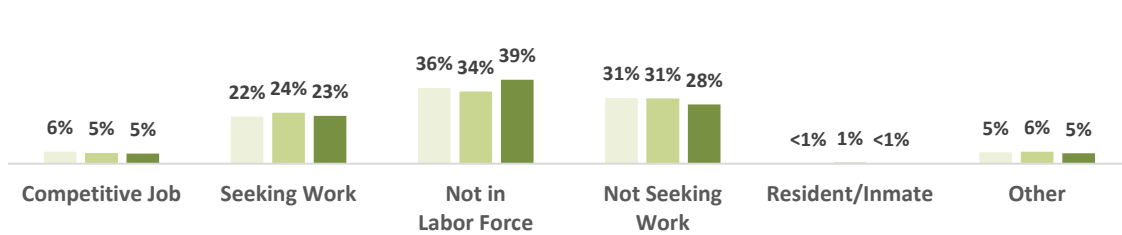
Gender



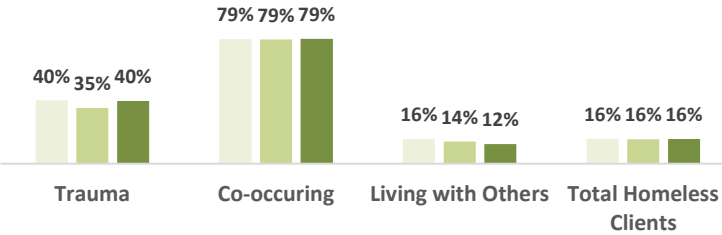
Race/Ethnicity



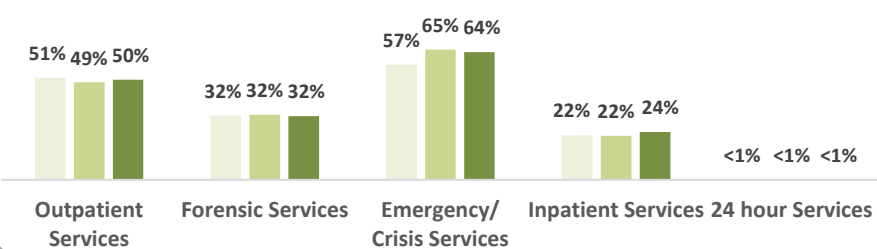
Employment



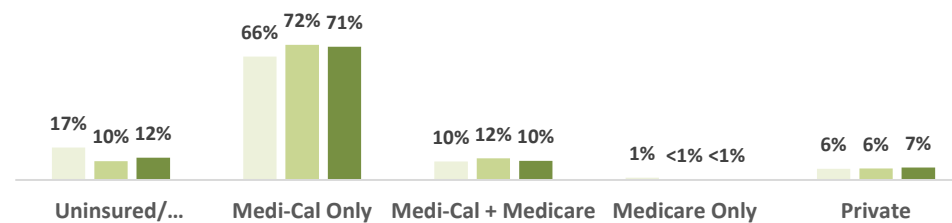
Special Population Characteristics



LOC



Insurance



3-Year Trend

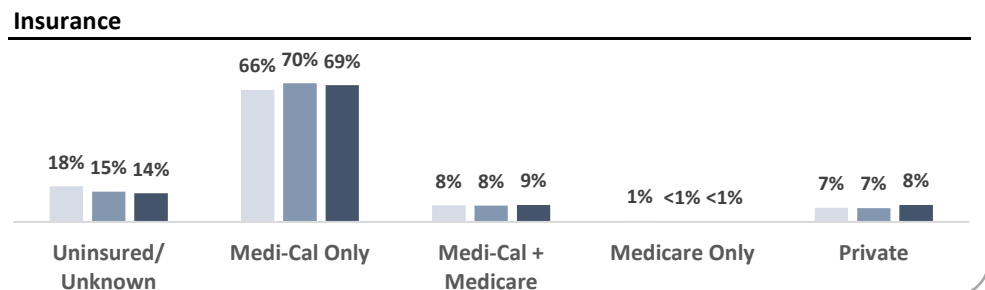
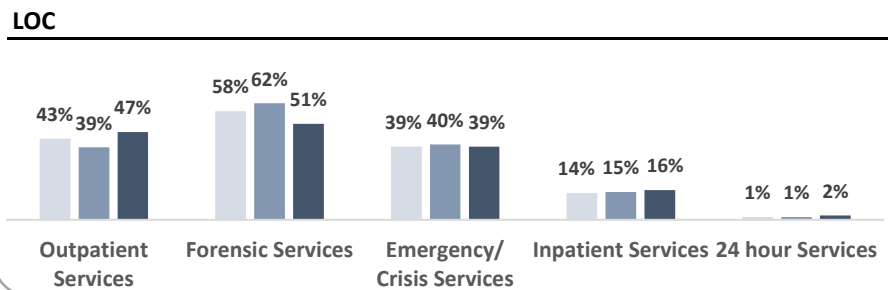
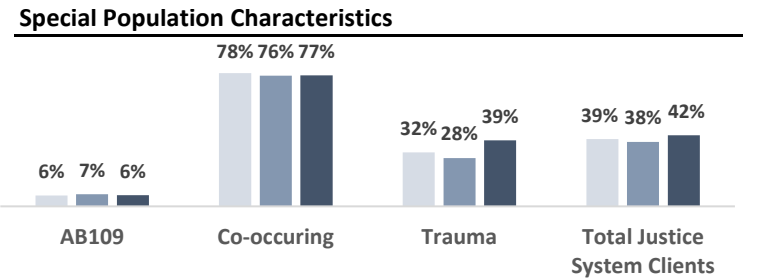
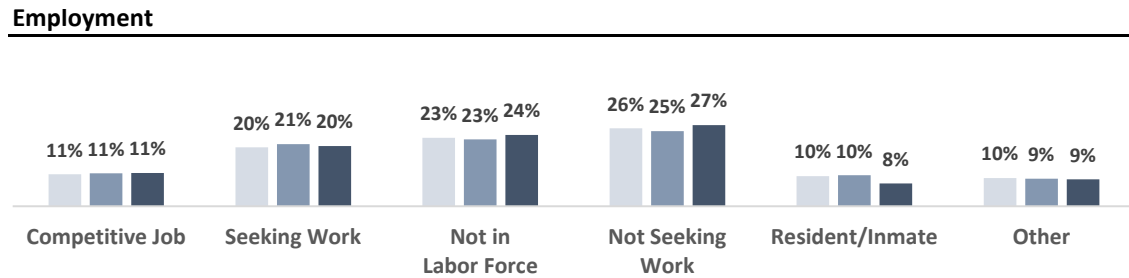
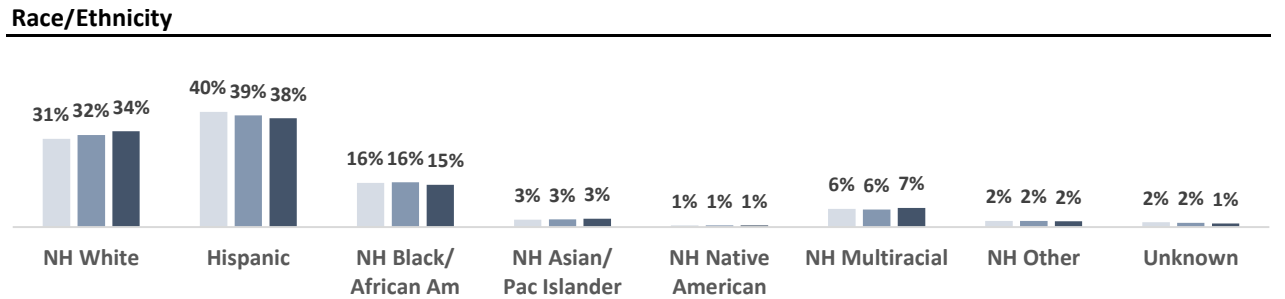
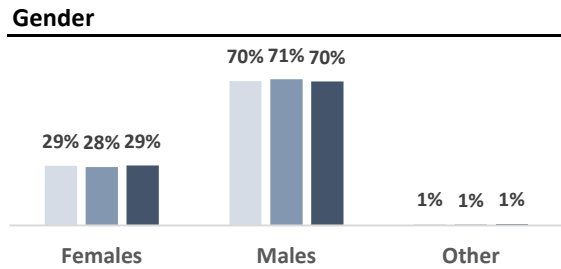
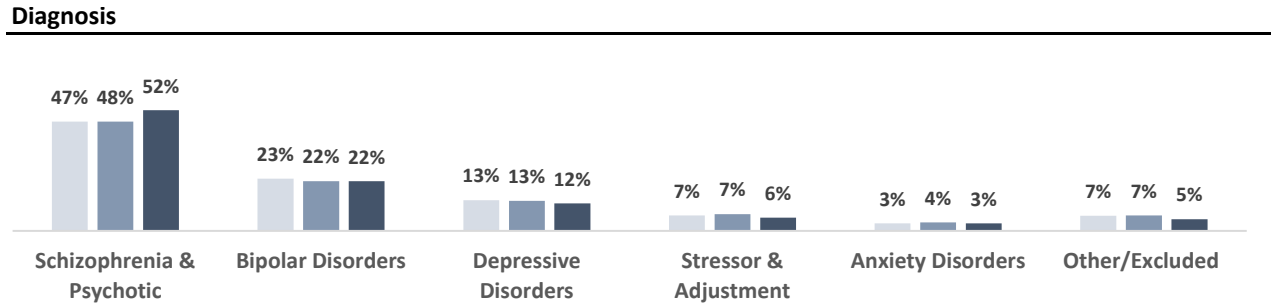
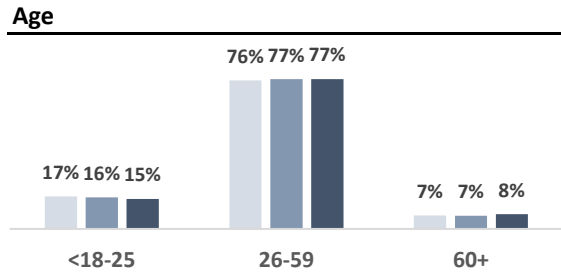
Special Populations Report - AOA



County of San Diego Behavioral Health Services

Legend: ■ FY 2018-19 ■ FY 2019-20 ■ FY 2020-21

Justice System



3-Year Trend

Special Populations Report - AOA

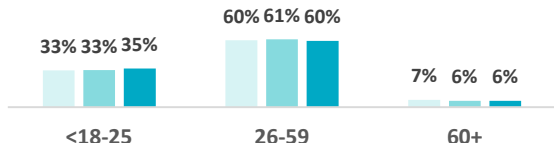


County of San Diego Behavioral Health Services

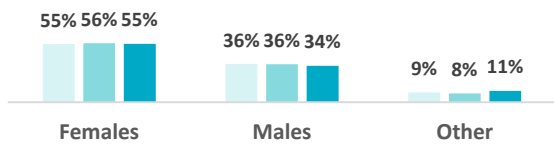
Legend: ■ FY 2018-19 ■ FY 2019-20 ■ FY 2020-21

LGBTQ

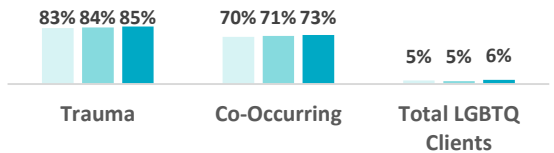
Age



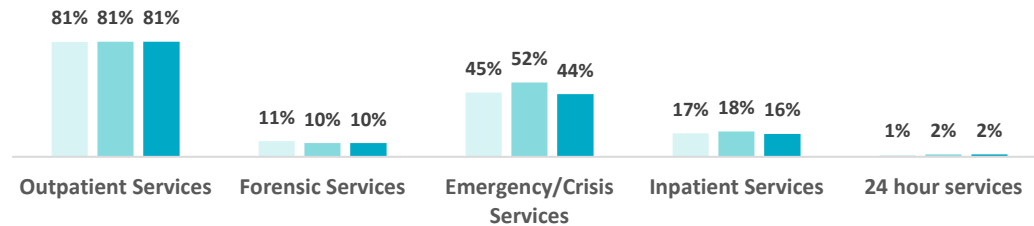
Gender



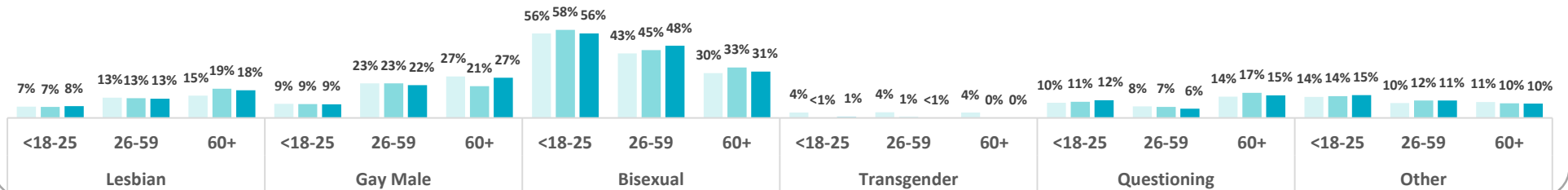
Special Population Characteristics



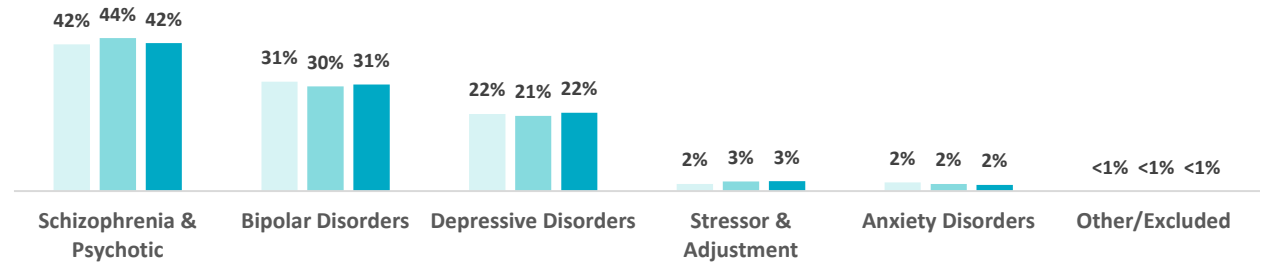
LOC



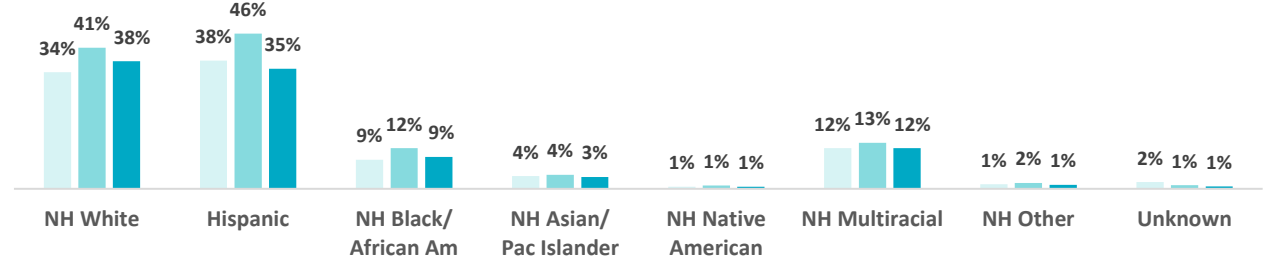
Orientation



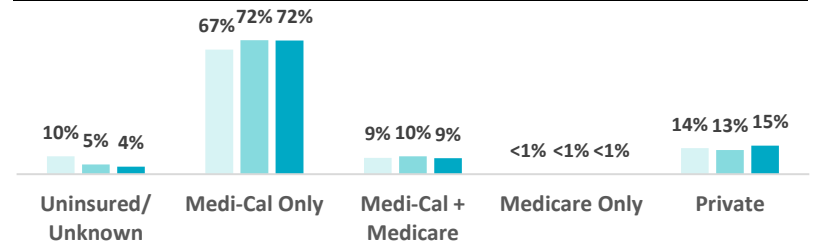
Diagnosis



Race/Ethnicity



Insurance



3-Year Trend

Special Populations Report - AOA

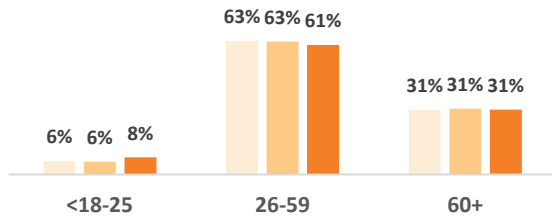


County of San Diego Behavioral Health Services

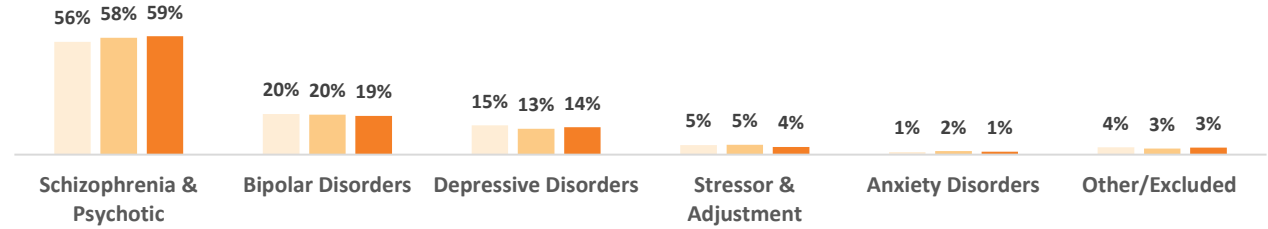
Legend: ■ FY 2018-19 ■ FY 2019-20 ■ FY 2020-21

Military

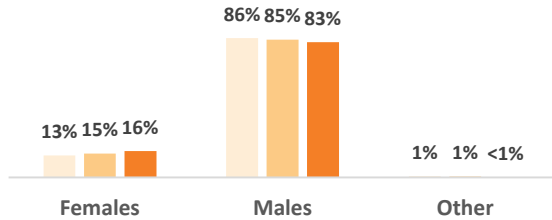
Age



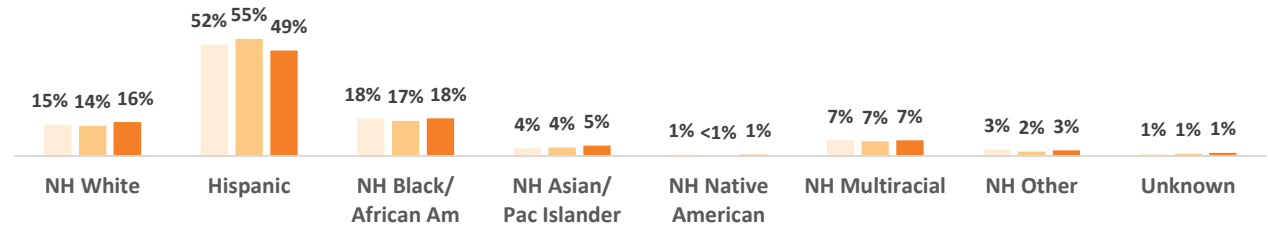
Diagnosis



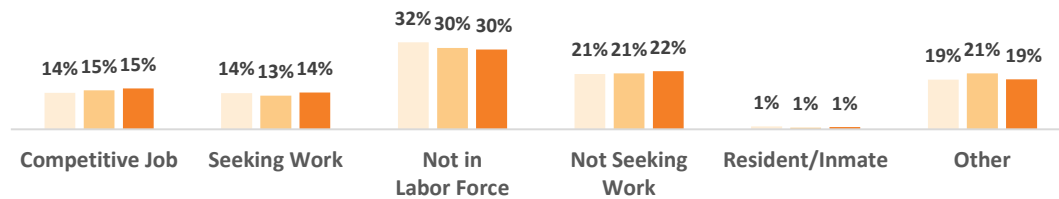
Gender



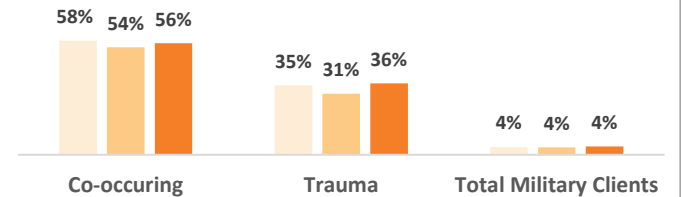
Race/Ethnicity



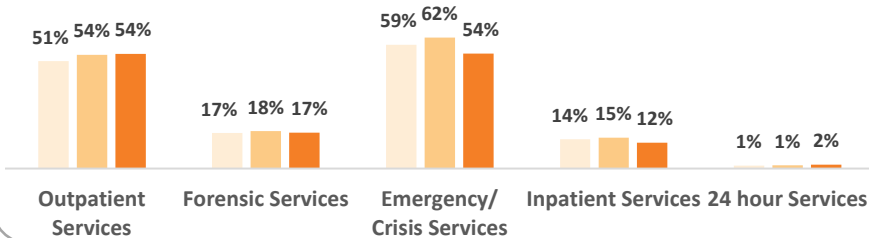
Employment



Special Population Characteristics



LOC



Living Situation

