

LIVE WELL SAN DIEGO AREAS OF INFLUENCE: Q2 FY 2024-25

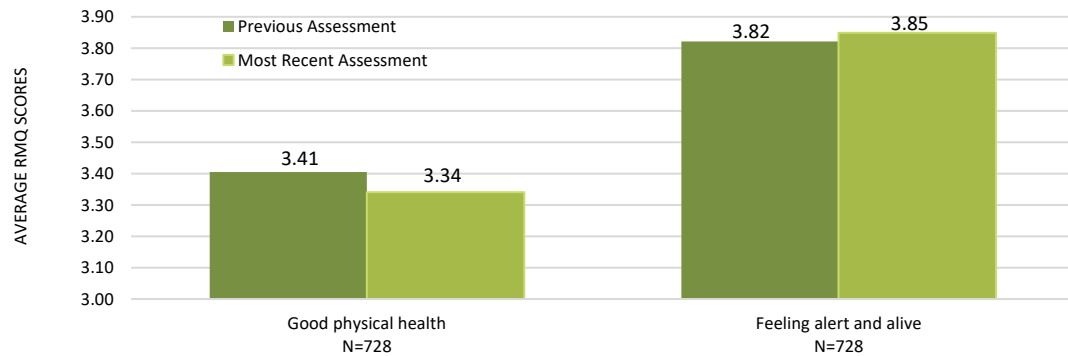
Social determinants of health are conditions within environments where people live, learn, work, and play that affect a range of health outcomes and impact risks. Live Well San Diego (LWSD) is the vision of the County to work towards improving the social determinants of health for San Diego County residents. The 5 Areas of Influence are the ways the County's vision of health, safety, and thriving residents are measured across a person's lifespan.

Progress on the LWSD Areas of Influence was measured for adults who received a follow-up assessment during Q2 and an intake or previous assessment completed within the prior four to eight months. The Recovery Markers Questionnaire (RMQ) assessment was chosen to represent San Diego's Areas of Influence because it measures a client's perspective on their own recovery on a 1-5 score range with 5 representing the highest level of recovery.



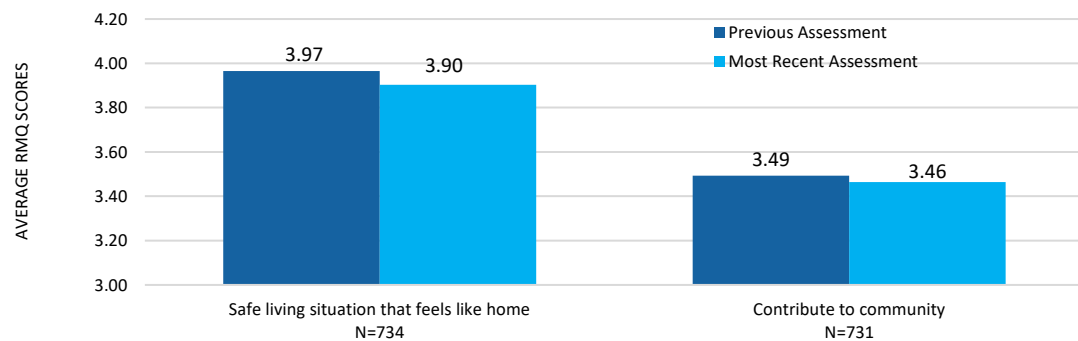
HEALTH

Enjoying good health and expecting to live a full life



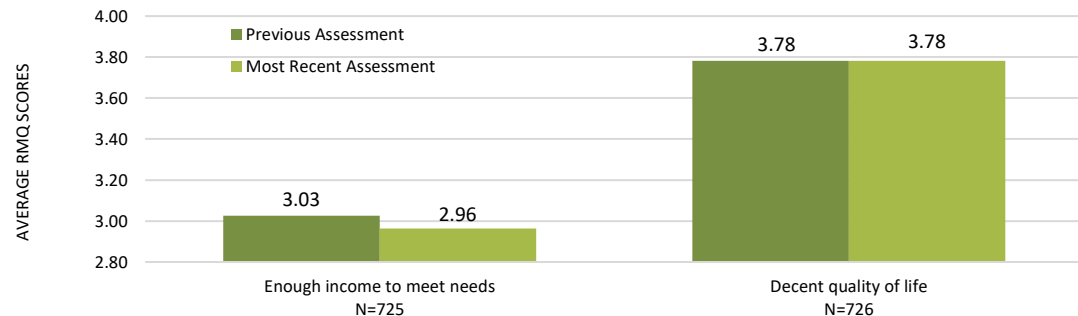
COMMUNITY

Living in a clean and safe neighborhood



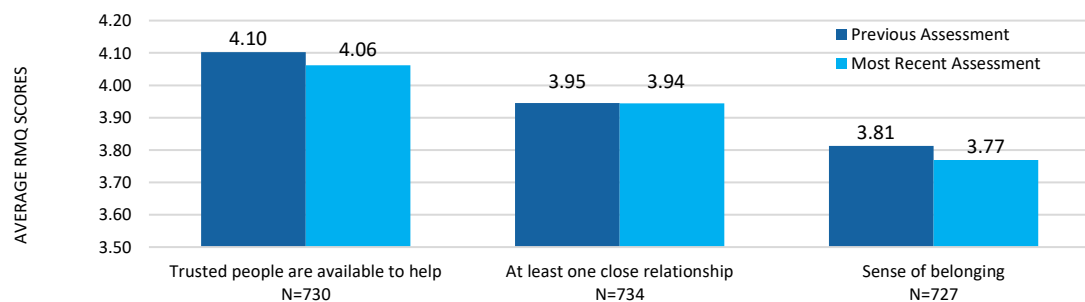
STANDARD OF LIVING

Having enough resources for a quality life



SOCIAL

Helping each other to live well



Note: A response of "Decline to state" is not included in calculations so values may be less than n=736.

*Indicates statistical significance ($p < .05$).

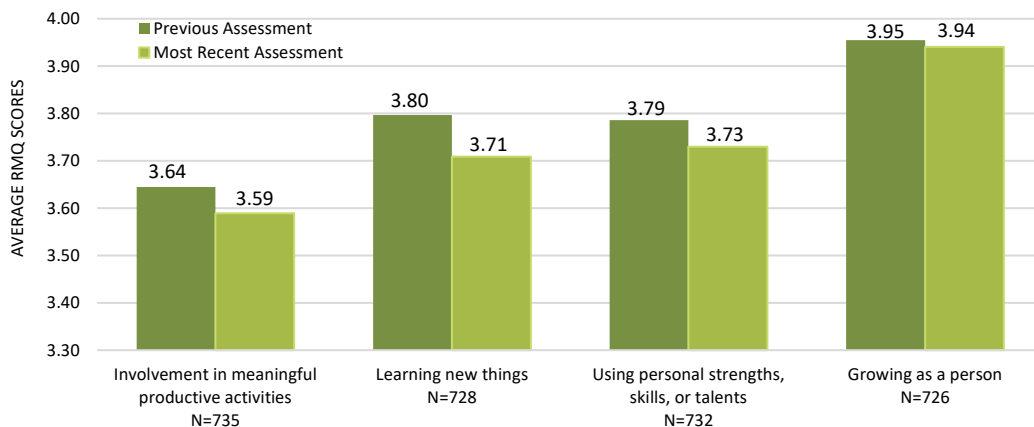
COUNTY OF SAN DIEGO ADULT BEHAVIORAL HEALTH SERVICES

LIVE WELL SAN DIEGO AREAS OF INFLUENCE: Q2 FY 2024-25



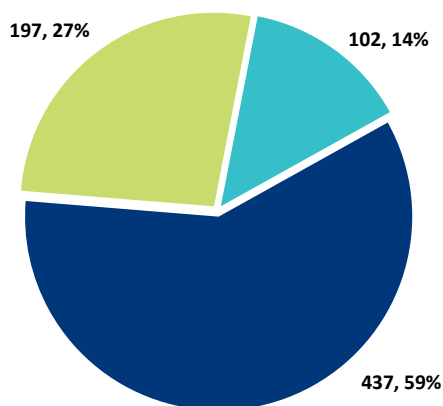
KNOWLEDGE

Learning through the lifespan

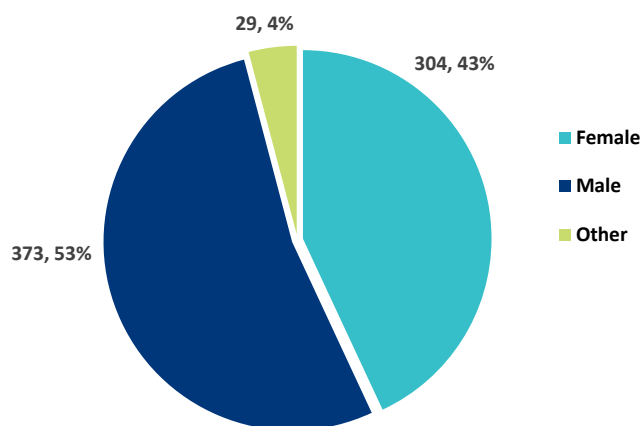


Demographics

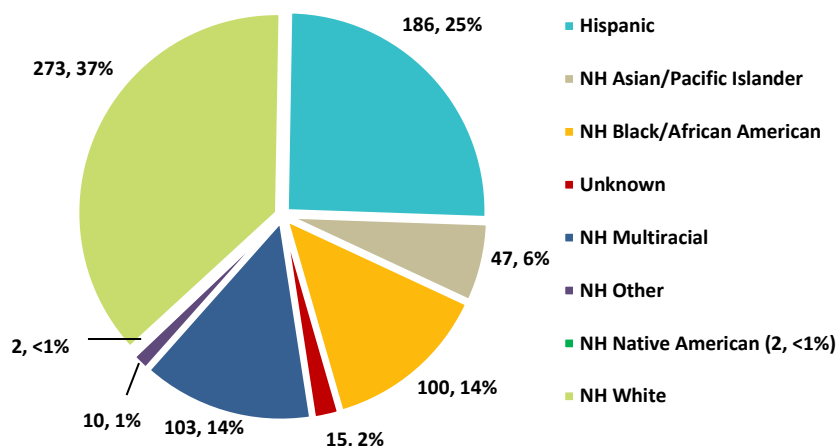
Age (n = 736)



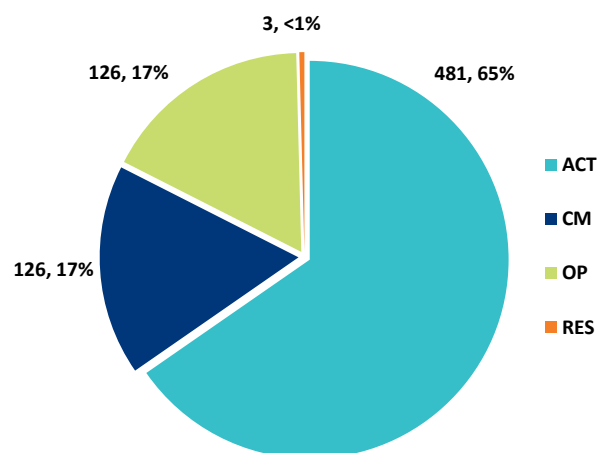
Gender (n = 706)



Race/Ethnicity (n= 736)



Level of Care (n = 736)



Notes:

- 1) Due to rounding, percentages may not equal to 100%.
- 2) A response of "Decline to state" is not included in calculations so values may be less than n=736.
- 3) Due to the transition from CCBH to SmartCare, data from CCBH and data from SmartCare were merged where possible, to generate a more comprehensive dataset. Due to differences in data collection and reporting, results may not be directly comparable to previous quarters or years.

*Indicates statistical significance ($p < .05$).