

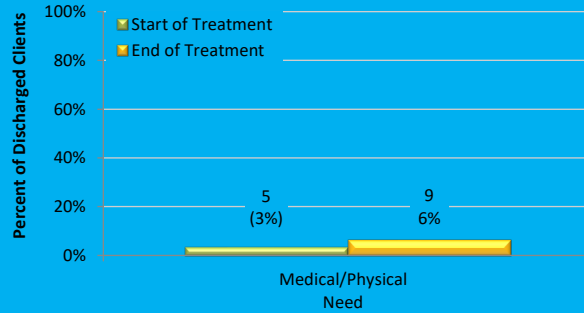
COUNTY OF SAN DIEGO BEHAVIORAL HEALTH SERVICES FOR CHILDREN AND YOUTH

LIVE WELL SAN DIEGO AREAS OF INFLUENCE: Q1-2 FY 2024-25

Progress on the LWSD Areas of Influence was measured for youth with discharge assessments in SmartCare between September 2024 and December 2024. **July-August data were unavailable for Q1-2 FY 2024-25 due to the data management transition from CYF mHOMS to SmartCare.** Data are limited to assessments entered in SmartCare; thus, Ns are very small and findings should be interpreted with caution. Data are not comparable to previous years.

HEALTH (N=147)

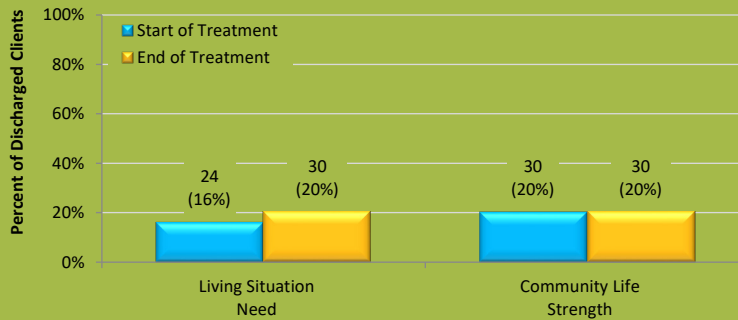
Physical Activity
Connection to Health Home
Healthy Food
Immunizations



[CANS items](#)
Medical/Physical Need



[CANS items](#)
Living Situation Need
Community Life Strength

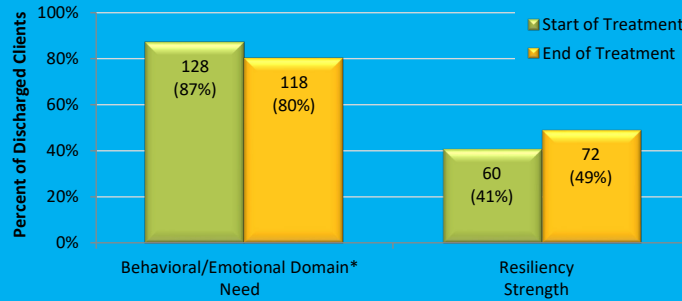


COMMUNITY (N=147)

Safe neighborhoods
Access to Parks
Recreation Centers
Access to Extracurricular Activities

STANDARD OF LIVING (N=147)

Access to Healthcare
Access to Behavioral Health Services

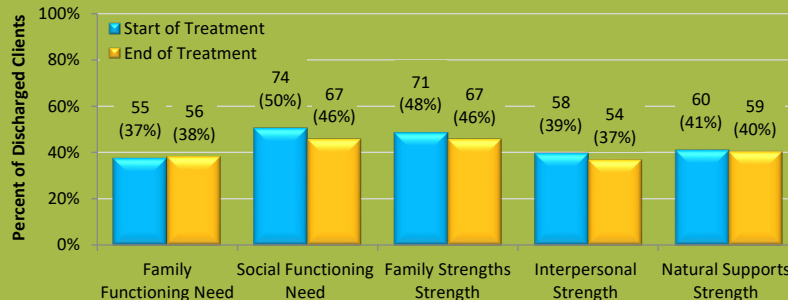


[CANS items](#)
Behavioral/Emotional Need
Resiliency Strength

*This Domain is comprised of 9 individual behavioral and emotional needs



[CANS items](#)
Family & Social Functioning Needs
Family Strength
Interpersonal Strength
Natural Supports Strength

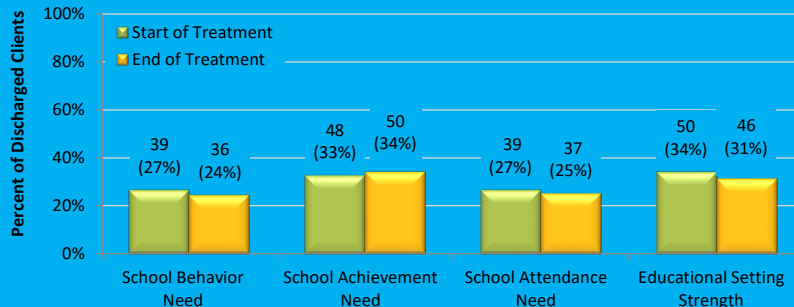


SOCIAL (N=147)

Supportive Families
Nurturing Communities
Connection to Natural Supports

KNOWLEDGE (N=147)

Education
School Success
Good School Attendance
No Suspensions
No Expulsions



[CANS items](#)
School Behavior Need
School Achievement Need
School Attendance Need
Educational Setting Strength

NOTE: Outcomes data transitioned to SmartCare 9/1/2024. Due to changes in data collection and database architecture, FY 2024-25 is considered a development year.