

COUNTY OF SAN DIEGO BEHAVIORAL HEALTH SERVICES FOR CHILDREN AND YOUTH

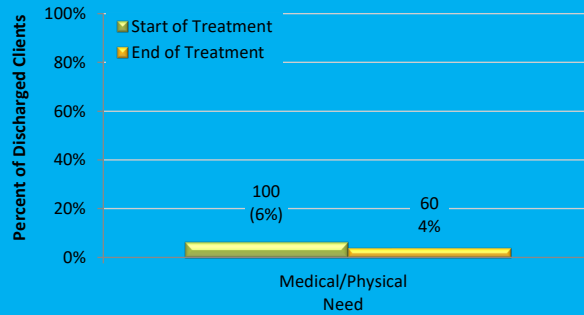
LIVE WELL SAN DIEGO AREAS OF INFLUENCE: Q1-3 FY 2024-25

Progress on the LWSD Areas of Influence was measured for youth with discharge assessments in SmartCare between September 2024 and March 2025. The Child and Adolescent Needs and Strengths (CANS) assessment was chosen to represent San Diego's Areas of Influence because it broadly measures a child's functioning.

NOTE: July-August data were unavailable due to the data management transition from CYF mHOMS to SmartCare.

HEALTH (N=1,674)

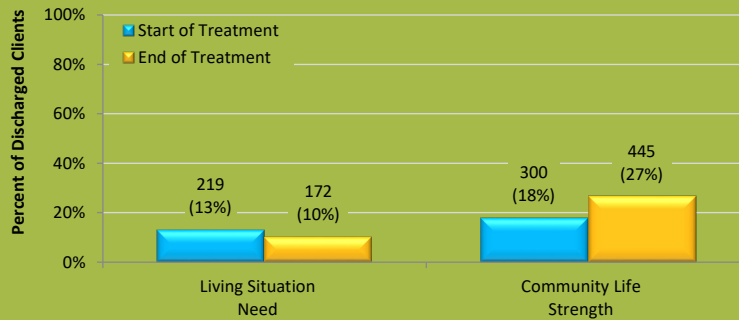
Physical Activity
Connection to Health Home
Healthy Food
Immunizations



[CANS items](#)
Medical/Physical Need



[CANS items](#)
Living Situation Need
Community Life Strength

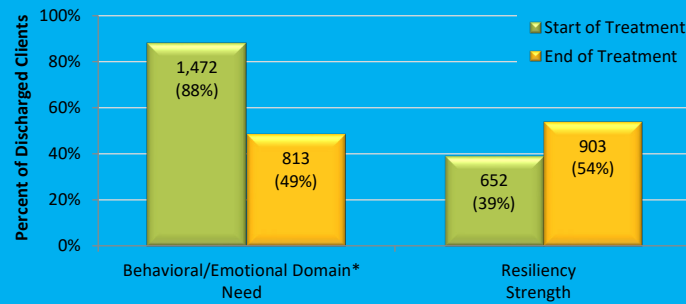


COMMUNITY (N=1,674)

Safe neighborhoods
Access to Parks
Recreation Centers
Access to Extracurricular Activities

STANDARD OF LIVING (N=1,674)

Access to Healthcare
Access to Behavioral Health Services

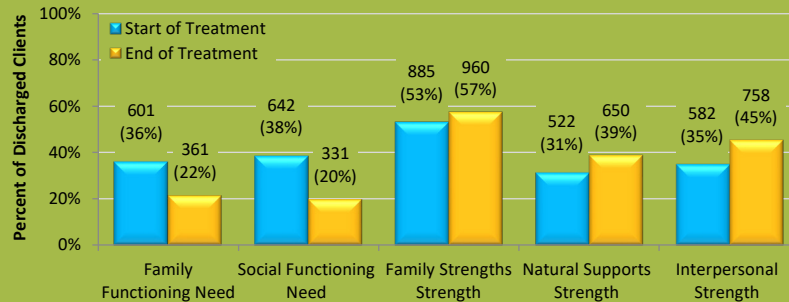


[CANS items](#)
Behavioral/Emotional Need
Resiliency Strength

*This Domain is comprised of 9 individual behavioral and emotional needs



[CANS items](#)
Family & Social Functioning Needs
Family Strength
Interpersonal Strength
Natural Supports Strength

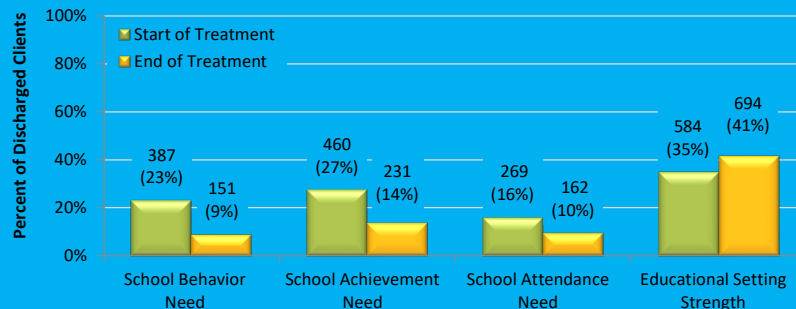


SOCIAL (N=1,674)

Supportive Families
Nurturing Communities
Connection to Natural Supports

KNOWLEDGE (N=1,674)

Education
School Success
Good School Attendance
No Suspensions
No Expulsions



[CANS items](#)
School Behavior Need
School Achievement Need
School Attendance Need
Educational Setting Strength

NOTE: Outcomes data transitioned to SmartCare 9/1/2024. Due to changes in data collection and database architecture, FY 2024-25 is considered a development year.