

County of San Diego Behavioral Health Services

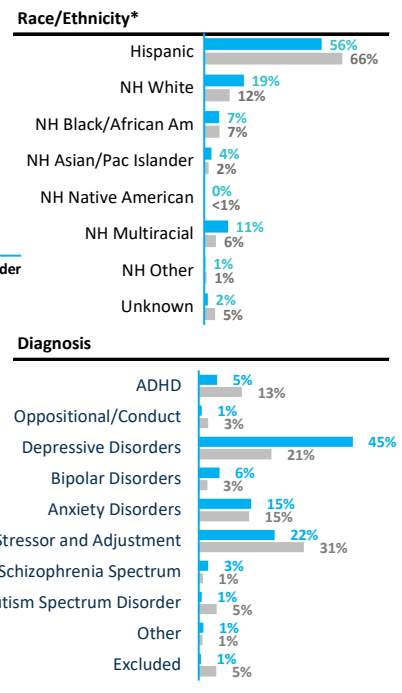
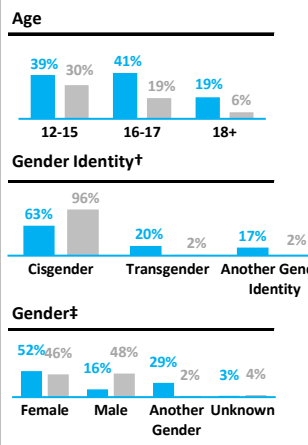
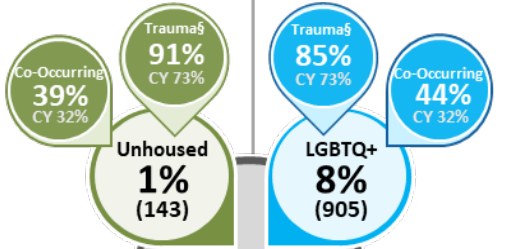
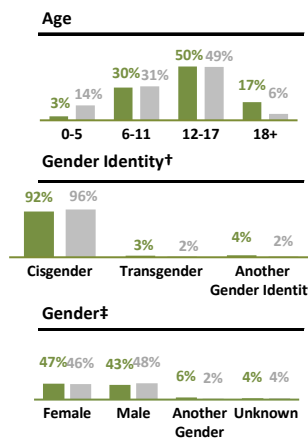
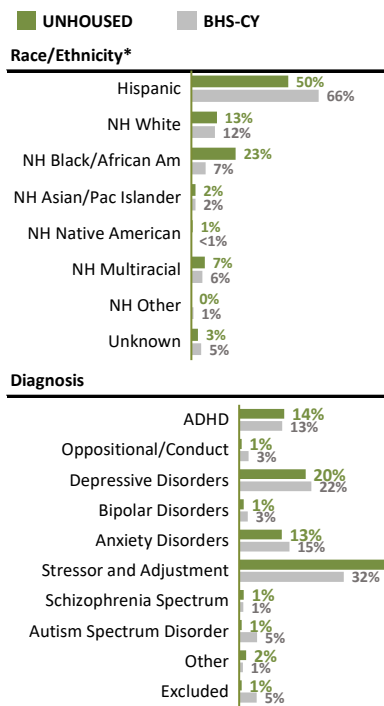
Children & Youth

Unhoused (1% n=143)

LOC	%	CY%
Outpatient Services	85%	95%
JFS	2%	5%
Wraparound	3%	4%
TBS	2%	2%
Residential	19%	3%
Emergency/Crisis	8%	8%
Inpatient	7%	6%
Intensive Outpatient	0%	1%

Insurance	%	CY%
Medi-Cal Only	90%	91%
Any Private Insurance	2%	2%
Other	1%	1%
Uninsured/Unknown	7%	6%

Living Arrangement	%	CY%
Unhoused	85%	
Temporary Shelter	15%	



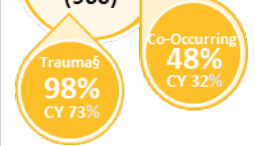
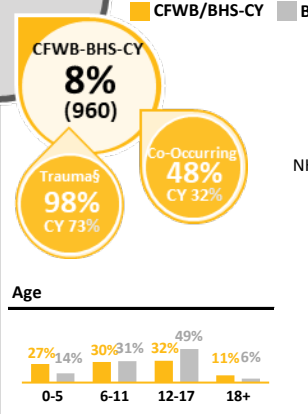
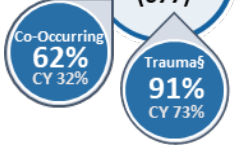
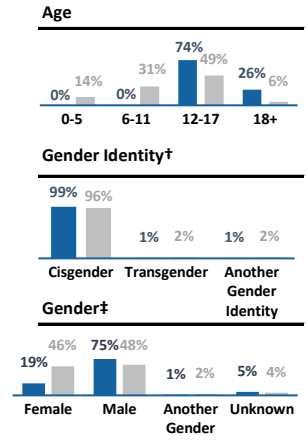
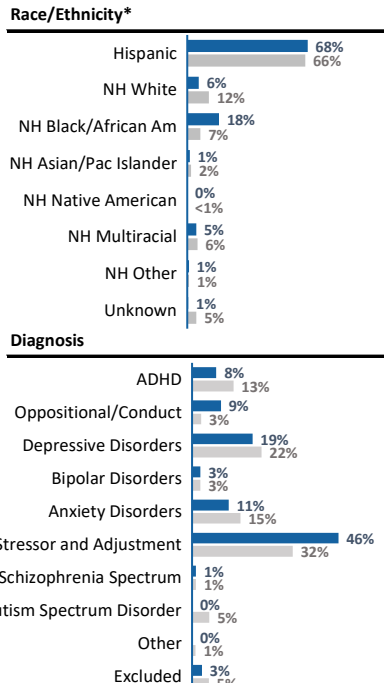
BHS-CY N = 11,860

Probation & BHS-CY (6% n=677)

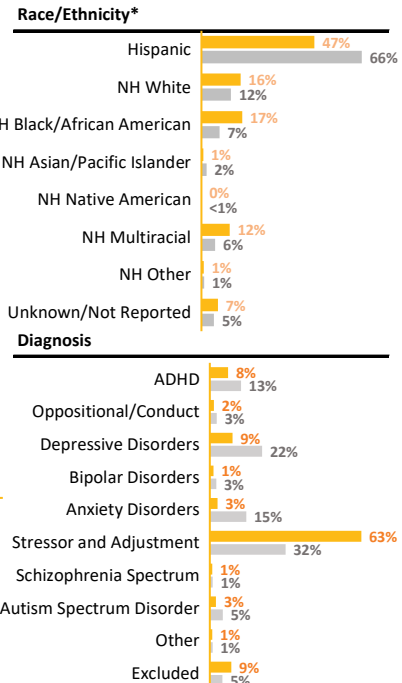
LOC	%	CY%
Outpatient Services	98%	95%
JFS	79%	5%
Wraparound	13%	4%
TBS	1%	2%
Residential	8%	3%
Emergency/Crisis	4%	8%
Inpatient	4%	6%
Intensive Outpatient	<1%	1%

Insurance	%	CY%
Medi-Cal Only	85%	91%
Any Private Insurance	2%	2%
Other	1%	1%
Uninsured/Unknown	11%	6%

Living Arrangement	%	CY%
House or Apartment	36%	79%
Correctional Facility	44%	3%
Foster Home	<1%	3%
Group Home	5%	2%
Children's Shelter	0%	<1%
Unhoused	1%	1%
Other	5%	2%



Child and Family Well-Being & BHS-CY (8% n=960)



LOC	%	CY%
Outpatient	94%	95%
JFS	3%	5%
Wraparound	13%	4%
TBS	4%	2%
Residential	22%	3%
Emergency/Crisis	7%	8%
Inpatient	5%	6%
Intensive Outpatient	<1%	1%

Insurance	%	CY%
Medi-Cal Only	91%	91%
Any Private Insurance	1%	2%
Other	1%	1%
Uninsured/Unknown	7%	6%

Living Arrangement	%	CY%
House or Apartment	35%	79%
Correctional Facility	1%	3%
Foster Home	31%	3%
Group Home	9%	2%
Children's Shelter	<1%	<1%
Unhoused	4%	1%
Other	7%	2%

*NH refers to Non-Hispanic/Latino.
 †Gender Identity is whether clients are transgender or cisgender or another gender identity; excludes clients for whom gender identity was unknown.
 ‡Gender is how clients currently identify as male/female/another gender, not sex assigned at birth.
 §Excludes clients for whom history of trauma was unknown.
 ¶Other sexuality includes heterosexual.
 Please note: This report is limited to Mental Health Services clients. Due to the 9/1/2024 transition to SmartCare, data may not be comparable to previous years.



Unhoused (1% n=143)

- Only 143 youth experiencing homelessness were served in the BHS-CY system in FY 2024-25. These data should be interpreted with caution due to the very small number.
- Youth experiencing homelessness were more likely than the BHS-CY systemwide averages to be over the age of 18, and have a stressor/adjustment disorder diagnosis.
- Ninety-one percent of youth experiencing homelessness were reported to have a history of trauma, as compared to 73% systemwide.
- Youth experiencing homelessness were more likely to receive residential services.
- Trending over 3 years, youth experiencing homelessness have comprised approximately 1% of the BHS-CY population.

LGBTQ+ (8% n=905)

- Sexual orientation and gender identity are currently evaluated only for youth ages 12 and up.
- LGBTQ+ youth were more likely to identify as female (52%) and another gender (29%) than the BHS-CY systemwide average. Males comprised 16% of this population.
- LGBTQ+ youth were more likely to receive services in emergency/crisis, inpatient, and intensive outpatient levels of care.
- Forty-four percent of LGBTQ+ youth were diagnosed with a depressive disorder, as compared to 21% in the BHS-CY systemwide average.
- Forty-four percent of LGBTQ+ youth ages 12+ were identified as having a co-occurring substance use issue, as compared to 32% systemwide.

BHS-CY
N = 11,860

Probation & BHS-CY (6% n=677)

- Youth open to both the Probation and BHS-CY sectors were more likely than the BHS-CY systemwide averages to be older (18+), male, and NH Black/African American.
- These youth were three times as likely to be diagnosed with an oppositional/conduct disorder, and also more likely to receive a stressor/adjustment disorder diagnosis, as compared to the BHS-CY systemwide averages.
- Youth open to both the Probation and BHS-CY sectors were the primary utilizers of outpatient Juvenile Forensic Services.
- Sixty-two percent of youth ages 12+ open to both the Probation and BHS-CY sectors were identified as having a co-occurring substance use issue, as compared to 32% systemwide.

Child and Family Well-Being & BHS-CY (8% n=960)

- Youth open to both the Child and Family Well-Being and BHS-CY sectors were more likely to be younger and less likely to be Hispanic, as compared to BHS-CY systemwide averages.
- These youth were most likely to have a diagnosis of stressor/adjustment disorder.
- Youth open to both the Child Welfare and BHS-CY sectors were more likely to receive residential services than any other BHS-CY Special Population.
- These youth were more likely than any other BHS-CY Special Population to have experienced trauma.
- Forty-eight percent of youth ages 12+ open to both the Child Welfare and BHS-CY sectors were identified as having a co-occurring substance use issue, as compared to 32% systemwide.

3-Year Trend

Special Populations Report - BHS-CY

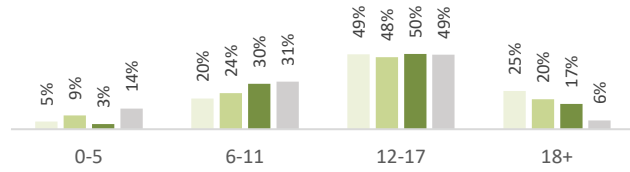


County of San Diego Behavioral Health Services

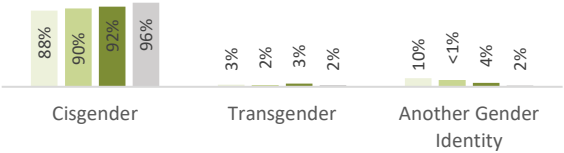
Legend:
■ FY 2022-23 (n=99)
■ FY 2023-24 (n=122)
■ FY 2024-25 (n=143)
■ Systemwide FY 2024-25 (n=11,860)

Unhoused

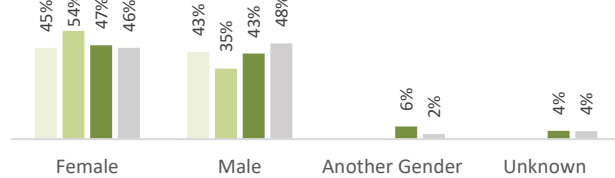
Age



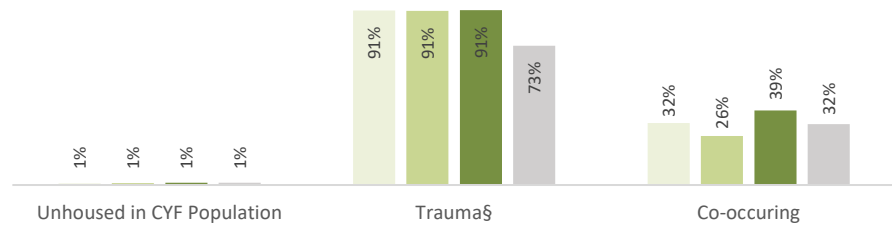
Gender Identity†



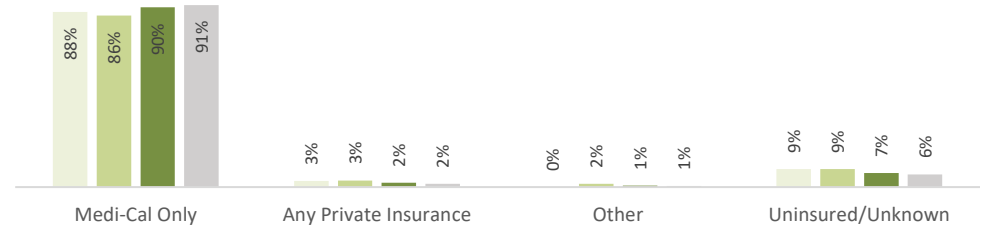
Gender‡



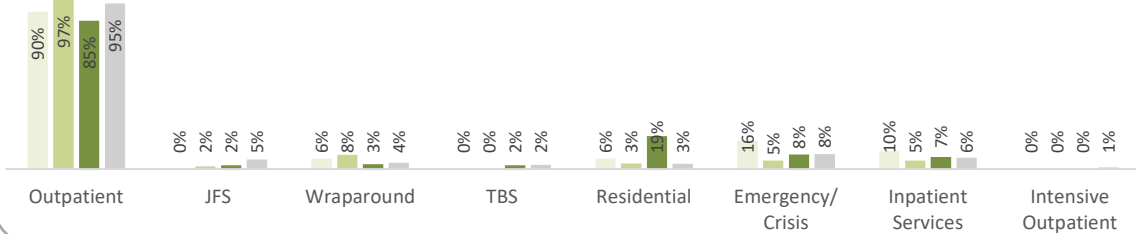
Special Population Characteristics



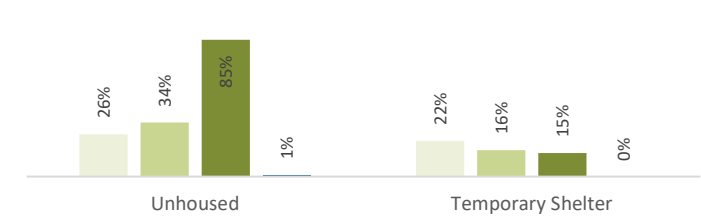
Insurance



LOC



Living Arrangement



*Autism Spectrum Disorder was added in FY24-25 and Other and Excluded were split, making those data not comparable to previous years.

**NH refers to Non-Hispanic/Latino.

†Gender Identity is whether clients are transgender or cisgender or another gender identity; excludes clients for whom gender identity was unknown.

‡Gender is how clients currently identify as male/female/another gender, not sex assigned at birth.

§Excludes clients for whom history of trauma was unknown.

Please note: This report is limited to Mental Health Services clients. Due to the 9/1/2024 transition to SmartCare, data may not be comparable to previous years.

Report Date: 3/18/2026

CASRC (AEC, CB)
 Data Sources: CCBH 1/2025, SmartCare
 11/2025, SmartCare CSI 1/2026

3-Year Trend

Special Populations Report - BHS-CY

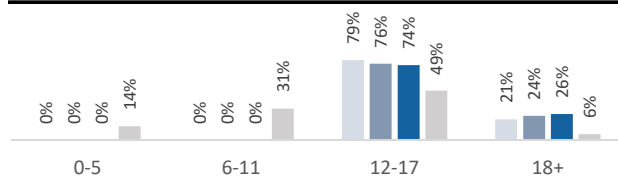


County of San Diego Behavioral Health Services

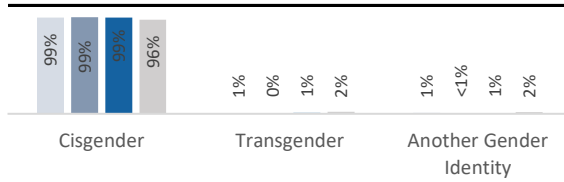
Legend: ■ FY 2022-23 (n=642) ■ FY 2023-24 (n=767) ■ FY 2024-25 (n=677) ■ FY 2024-25 Systemwide (n=11,860)

Probation

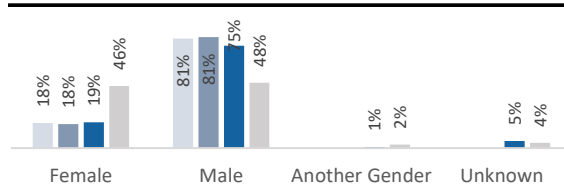
Age



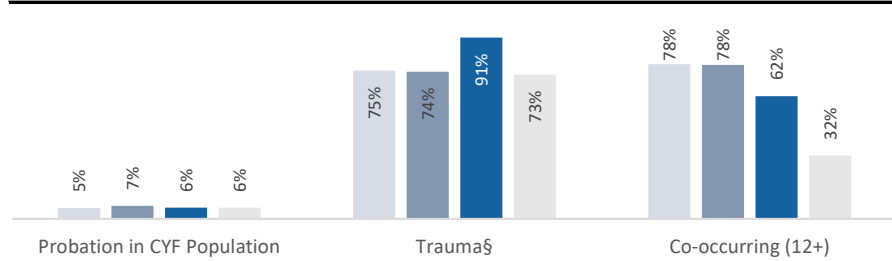
Gender Identity†



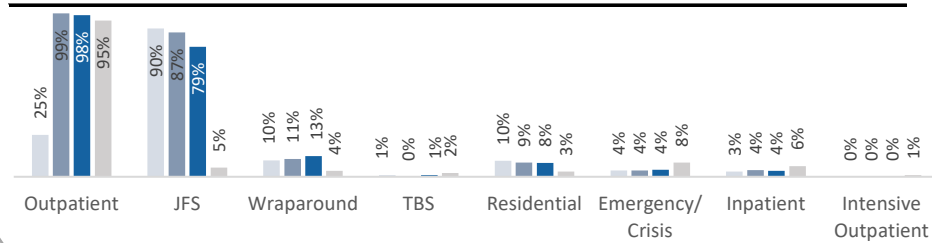
Gender‡



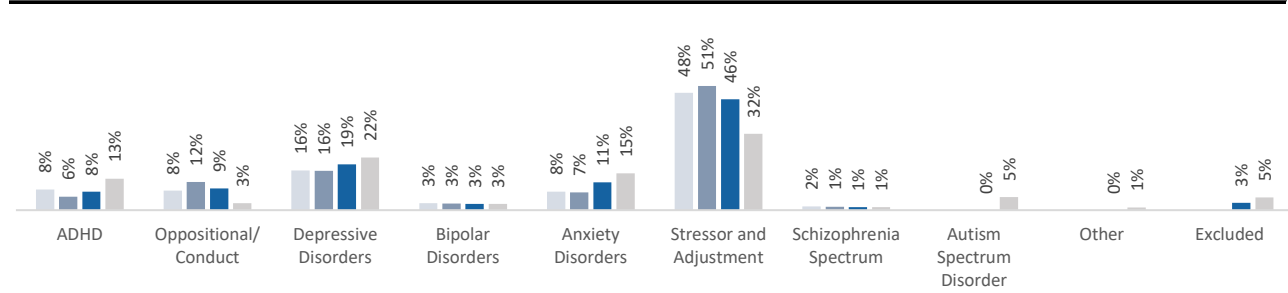
Special Population Characteristics



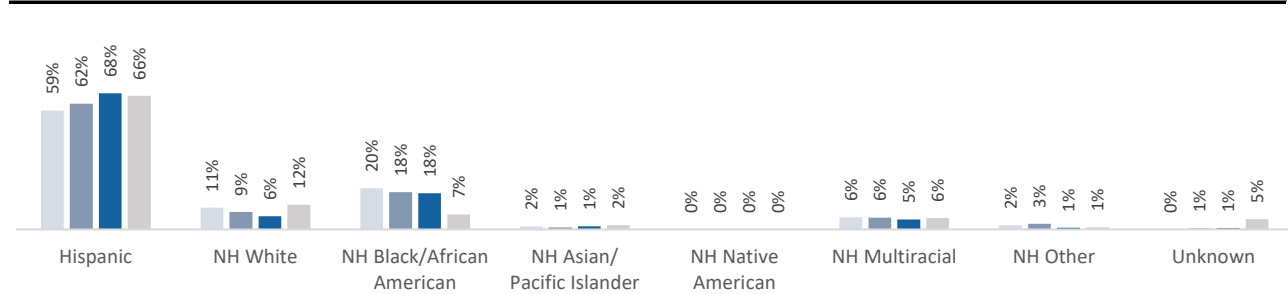
LOC



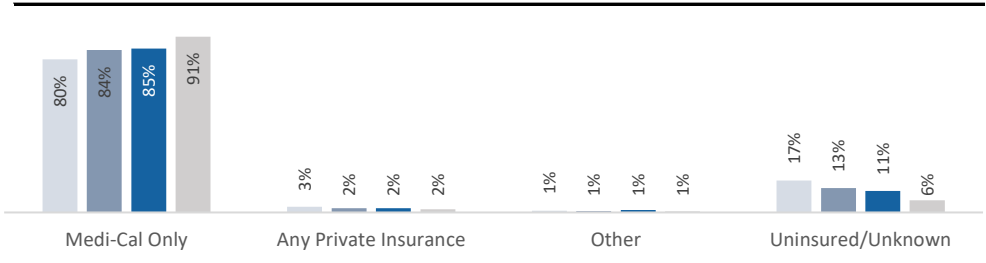
Diagnosis*



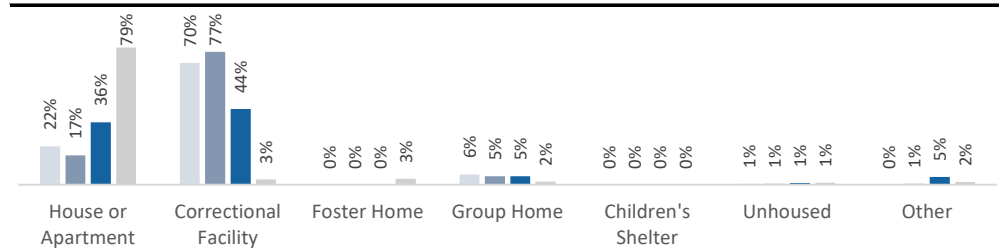
Race/Ethnicity**



Insurance



Living Arrangement



*Autism Spectrum Disorder was added in FY24-25 and Other and Excluded were split, making those data not comparable to previous years.

**NH refers to Non-Hispanic/Latino.

†Gender Identity is whether clients are transgender or cisgender or another gender identity; excludes clients for whom gender identity was unknown.

‡Gender is how clients currently identify as male/female/another gender, not sex assigned at birth.

§Excludes clients for whom history of trauma was unknown.

Please note: This report is limited to Mental Health Services clients. Due to the 9/1/2024 transition to SmartCare, data may not be comparable to previous years.

Report Date: 3/18/2026

CASRC (AEC, CB)

Data Sources: CCBH 1/2025, Probation 10/2025, SmartCare 11/2025, SmartCare CSI 1/2026

3-Year Trend

Special Populations Report - BHS-CY

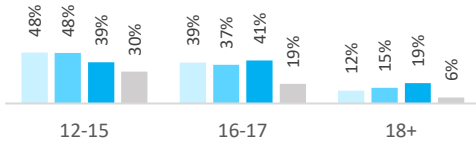


County of San Diego Behavioral Health Services

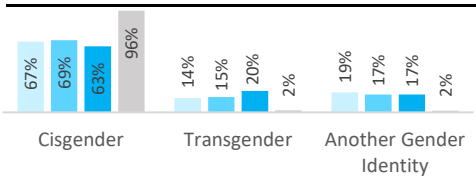
Legend:
 FY 2022-23 (n=-1,646)
 FY 2023-24 # (n=1,440)
 FY 2024-25 # (n=905)
 FY 2024-25 Systemwide (n=11,860)

LGBTQ+

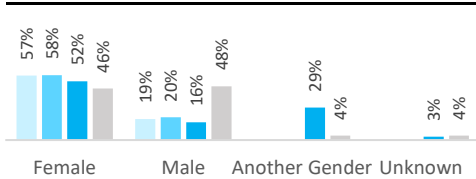
Age



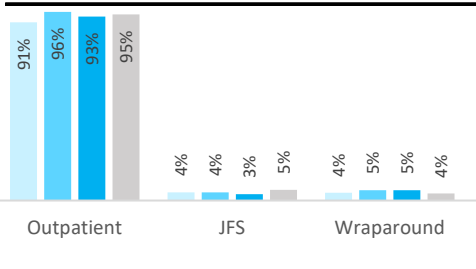
Gender Identity†



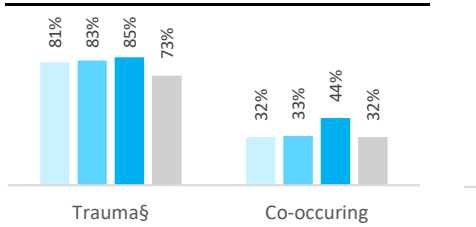
Gender‡



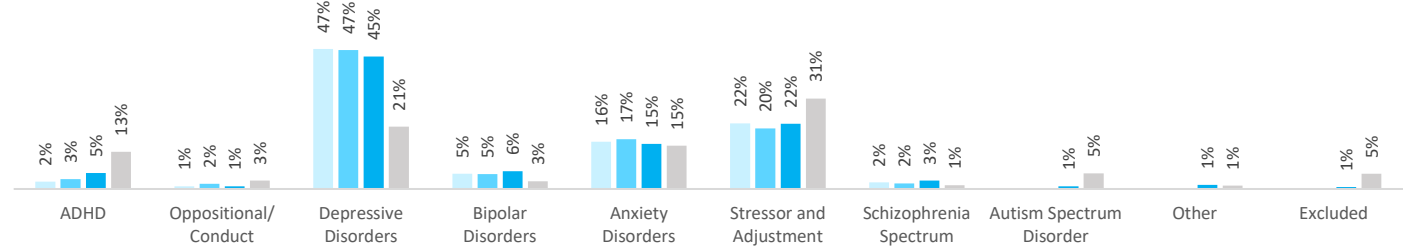
LOC



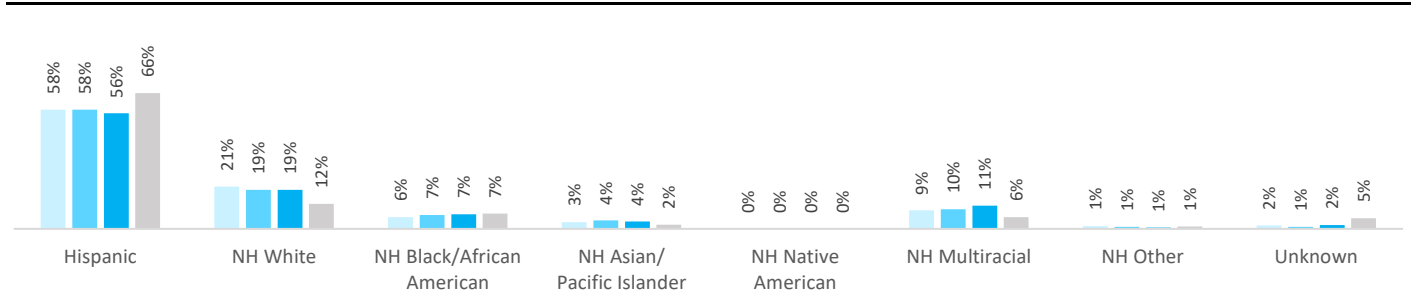
Special Population Characteristics



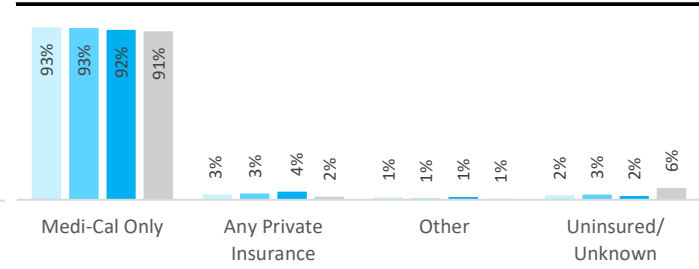
Diagnosis*



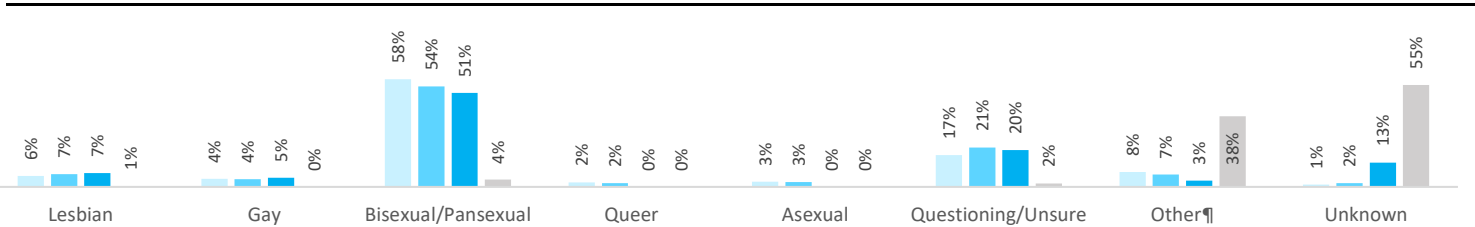
Race/Ethnicity**



Insurance



Orientation



*Autism Spectrum Disorder was added in FY24-25 and Other and Excluded were split, making those data not comparable to previous years.
 **NH refers to Non-Hispanic/Latino.
 †The LGBTQ+ youth population was expanded in 2023-24 to include age 12. Previous years were comprised of age 13+ and may not be directly comparable.
 ‡Gender Identity is whether clients are transgender or cisgender or another gender identity; excludes clients for whom gender identity was unknown.
 §Gender is how clients currently identify as male/female/another gender, not sex assigned at birth.
 ¶Excludes clients for whom history of trauma was unknown.
 ¶¶Other sexuality includes heterosexual.
 Please note: This report is limited to Mental Health Services clients. Due to the 9/1/2024 transition to SmartCare, data may not be comparable to previous years.

Report Date: 3/18/2026
 CASRC (AEC, CB)
 Data Source: CCBH 1/2025, SmartCare 11/2025, SmartCare CSI 1/2026

3-Year Trend

Special Populations Report - BHS-CY

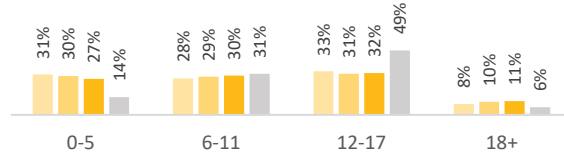


County of San Diego Behavioral Health Services

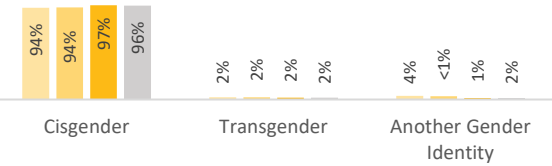
Legend: ■ FY 2022-23 (n=1,110) ■ FY 2023-24 (n=1,013) ■ FY 2024-25 (n=960) ■ FY 2024-25 Systemwide (n=11,860)

Child and Family Well-Being & BHS-CY

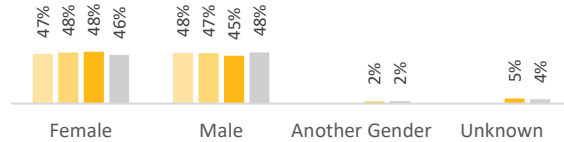
Age



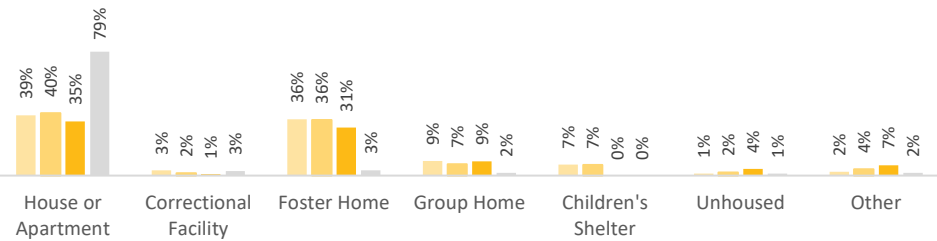
Gender Identity†



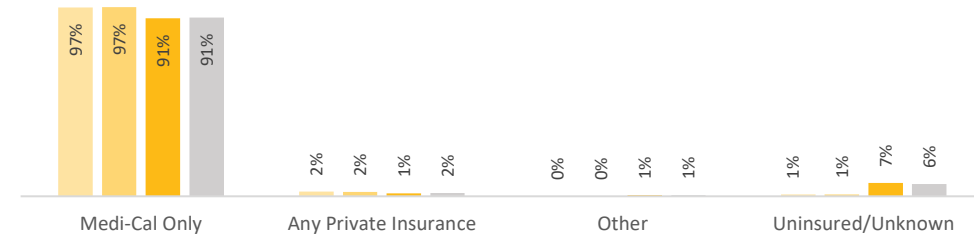
Gender‡



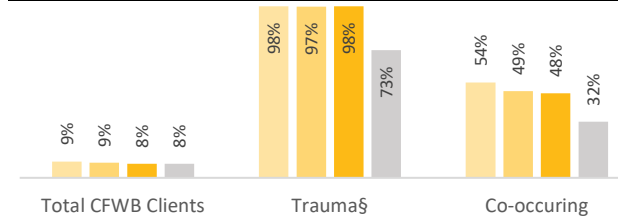
Living Arrangement



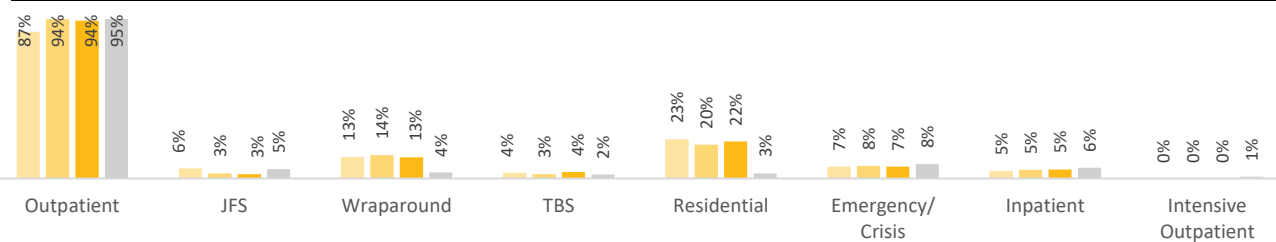
Insurance



Special Population Characteristics



LOC



*Autism Spectrum Disorder was added in FY24-25 and Other and Excluded were split, making those data not comparable to previous years.

**NH refers to Non-Hispanic/Latino.

†Gender Identity is whether clients are transgender or cisgender or another gender identity; excludes clients for whom gender identity was unknown.

‡Gender is how clients currently identify as male/female/another gender, not sex assigned at birth.

§Excludes clients for whom history of trauma was unknown.

Please note: This report is limited to Mental Health Services clients. Due to the 9/1/2024 transition to SmartCare, data may not be comparable to previous years.

Report Date: 3/18/2026

CASRC (AEC, CB)

Data Sources: CCBH 1/2025, CFWB 10/2025, SmartCare 11/2025, SmartCare CSI 1/2026