

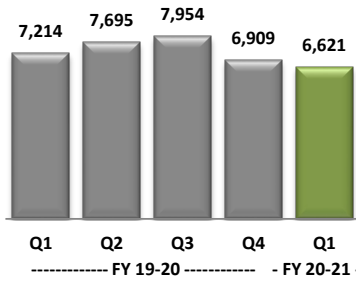
FY 2020-21

County of San Diego Behavioral Health Services

Children, Youth & Families

Client Counts

Clients Served

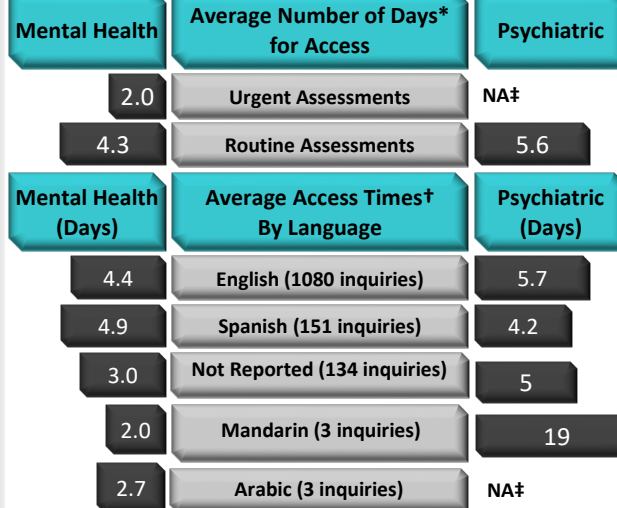


6,621 Clients Served in Q1 (-4.2%)

264 Katie A. Class (2.7%)

495 Katie A. Subclass (1.6%)

ACCESS



*Urgent assessments reported in calendar days, routine assessments reported in business days.
†Access Times for routine assessments, prioritized by number of inquiries.
‡NA = No psychiatric service inquiries.

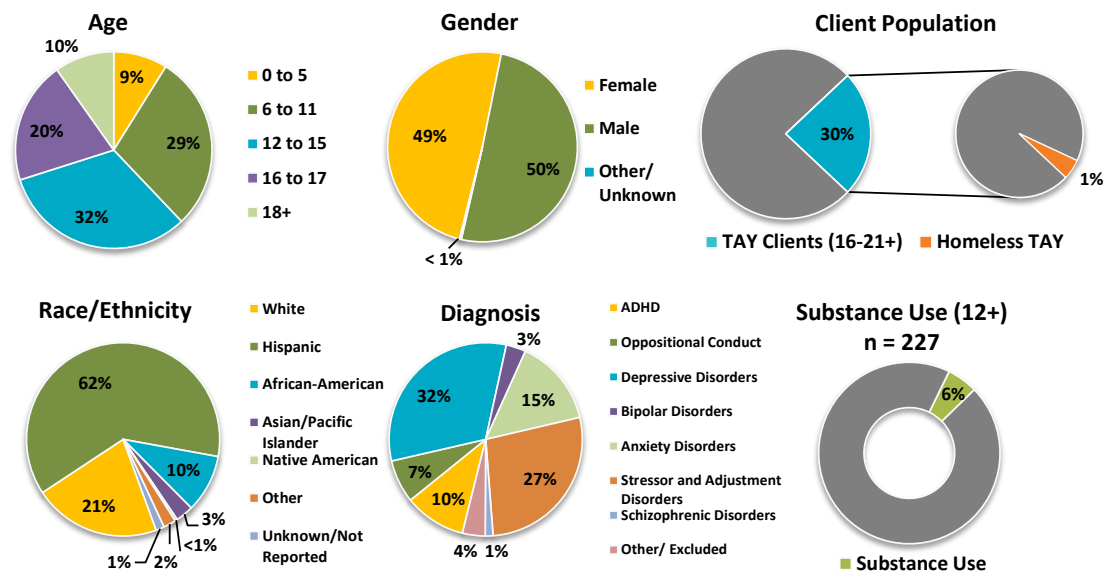
Utilization by Program Type*

Mental Health Services	N	%	▲
Emergency/Crisis	362	5%	0%
Inpatient	183	3%	1%
Juvenile Forensic Services	305	5%	0%
Outpatient	5,815	88%	0%
Community Day Treatment	0	0%	0%
Residential†	336	5%	0%
Therapeutic Behavioral Services	308	5%	1%
Wraparound	340	5%	0%

Inpatient Discharges (<18 years; N=210)	N	%	▲
Without Readmission	188	90%	4%
30 Day Readmission	22	10%	-4%
7 Day Connection to Services	95	45%	0%
30 Day Connection to Services	134	64%	-2%

▲ = Percentage point change from previous quarter.
*Clients may have been seen in more than one Program in the quarter.
†Includes Group Homes, Community Treatment Facilities (CTF), and Psychiatric Health Facilities (PHF).

Demographics



NOTE: Percentages may not add up to 100% due to rounding.

Quality of Life

Client Indicator	▲
93% Attend School	-1%
92% Are Insured by Medi-Cal†	0%
99% Are Housed	0%
82% Have a Primary Care Physician	-1%
61% of Youth Reported Improvement in Their Feelings and Behavior After Treatment	7%
55% of Caregivers Reported Improvement in Youth Feelings and Behavior After Treatment	0%

▲ = Percentage point change from previous quarter.
†Excludes clients receiving other types of insurance.