

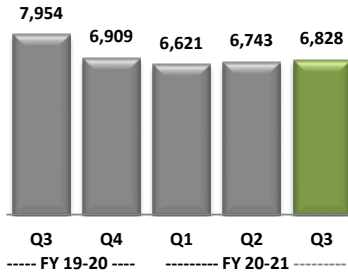
FY 2020-21

County of San Diego Behavioral Health Services

Children, Youth & Families

Client Counts

Clients Served

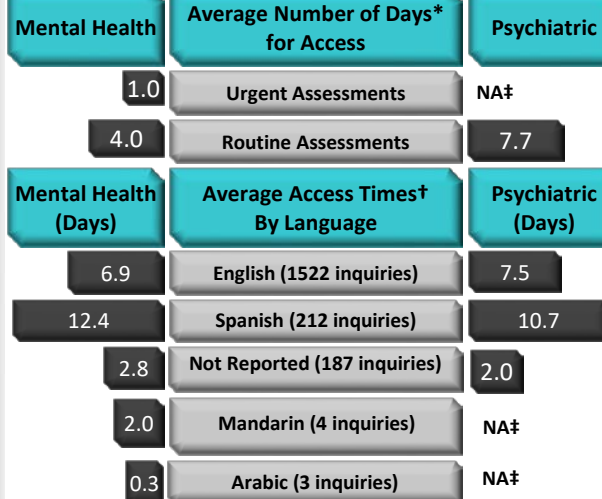


6,828 Clients Served in Q3 (1.3%)

253 Katie A. Class (-8.3%)

461 Katie A. Subclass (2.2%)

Access



*Urgent assessments reported in calendar days, routine assessments reported in business days.
†Access Times for routine assessments, prioritized by number of inquiries.
‡NA = No psychiatric service inquiries.

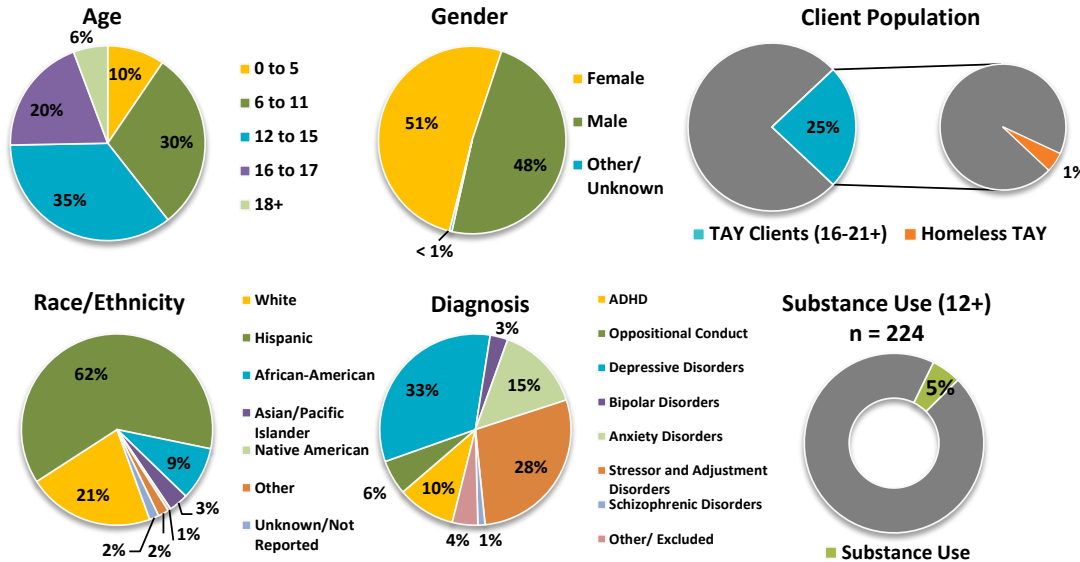
Utilization by Program Type*

Mental Health Services	N	%	▲
Emergency/Crisis	452	7%	1%
Inpatient	162	2%	-1%
Juvenile Forensic Services	305	4%	-1%
Outpatient	6,116	90%	1%
Short-Term Residential Therapeutic Program	202	3%	0%
Residential†	126	2%	-3%
Therapeutic Behavioral Services	303	4%	-1%
Wraparound	333	5%	0%

Inpatient Discharges (<18 years; N=186)	N	%	▲
Without Readmission	164	88%	3%
30 Day Readmission	22	12%	-3%
7 Day Connection to Services	104	56%	6%
30 Day Connection to Services	127	68%	-4%

▲ = Percentage point change from previous quarter.
*Clients may have been seen in more than one Program in the quarter.
†Includes Group Homes, Community Treatment Facilities (CTF), and Psychiatric Health Facilities (PHF).

Demographics



NOTE: Percentages may not add up to 100% due to rounding.

Quality of Life

Client Indicator	▲
94% Attend School	1%
92% Are Insured by Medi-Cal†	0%
99% Are Housed	0%
83% Have a Primary Care Physician	0%
57% of Youth Reported Improvement in Their Feelings and Behavior After Treatment	1%
57% of Caregivers Reported Improvement in Youth Feelings and Behavior After Treatment	2%

▲ = Percentage point change from previous quarter.
†Excludes clients receiving other types of insurance.