

## County of San Diego Behavioral Health Services

## Adult and Older Adult

### Homeless (16% n=6,133)

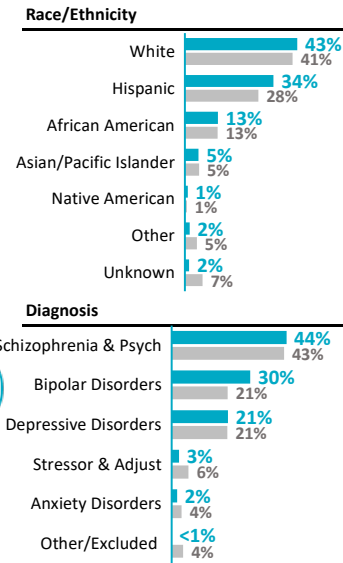
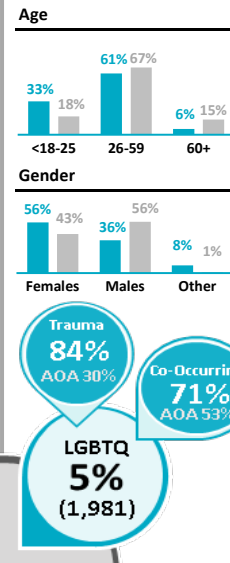
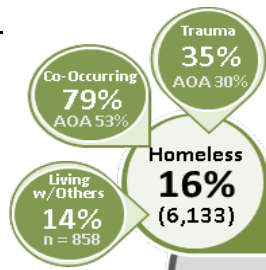
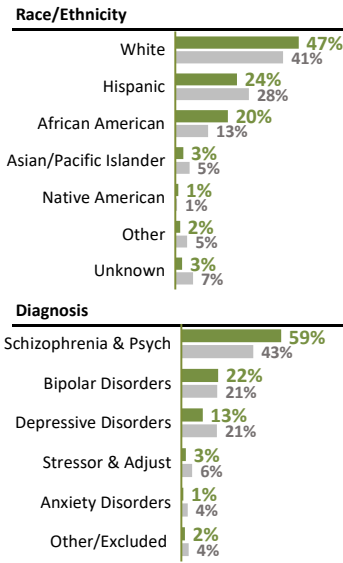
LOC	%	AOA%
Outpatient Services	49%	59%
Forensic Services	32%	23%
Emergency Services	65%	39%
Inpatient Services	22%	12%
24 Hour Services	<1%	2%

Insurance	%	AOA%
Uninsured/Unknown	10%	15%
Medi-Cal Only	72%	65%
Medi-Cal + Medicare	12%	11%
Medicare Only	<1%	<1%
Private	6%	9%

Employment	%	AOA%
Competitive Job	5%	13%
Seeking Work	24%	17%
Not in Labor Force	34%	24%
Not Seeking Work	31%	25%
Resident/Inmate	1%	4%
Other	6%	17%



### LGBTQ (5% n=1,981)

LOC	%	AOA%
Outpatient Services	81%	59%
Forensic Services	10%	23%
Emergency Services	52%	39%
Inpatient Services	18%	12%
24 Hour Services	2%	2%

Insurance	%	AOA%
Uninsured/Unknown	5%	15%
Medi-Cal Only	72%	65%
Medi-Cal + Medicare	10%	11%
Medicare Only	<1%	<1%
Private	13%	9%

### Justice System (38% n=16,512)

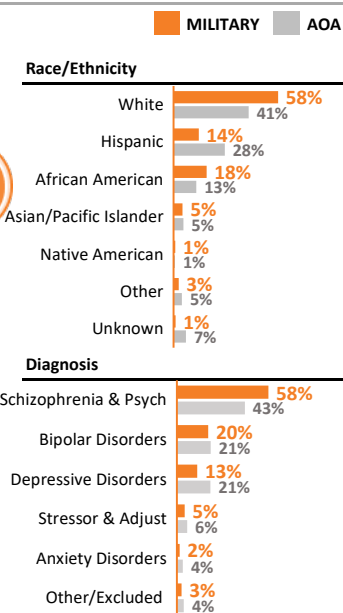
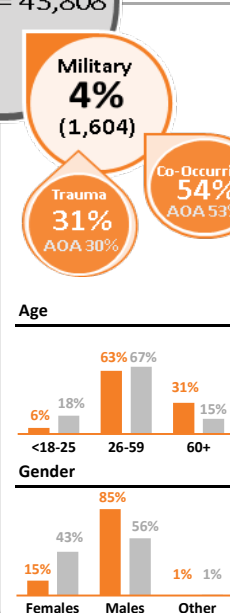
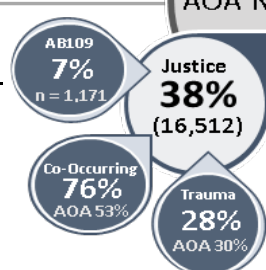
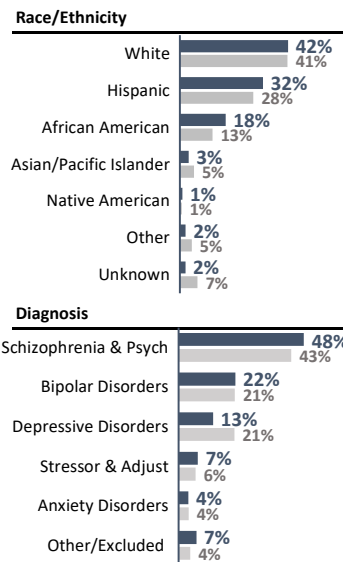
LOC	%	AOA%
Outpatient Services	39%	59%
Forensic Services	62%	23%
Emergency Services	40%	39%
Inpatient Services	15%	12%
24 Hour Services	1%	2%

Insurance	%	AOA%
Uninsured/Unknown	15%	15%
Medi-Cal Only	70%	65%
Medi-Cal + Medicare	8%	11%
Medicare Only	<1%	<1%
Private	7%	9%

Employment	%	AOA%
Competitive Job	11%	13%
Seeking Work	21%	17%
Not in Labor Force	23%	24%
Not Seeking Work	25%	25%
Resident/Inmate	10%	4%
Other	9%	17%



### Military (4% n=1,604)

LOC	%	AOA%
Outpatient Services	54%	59%
Forensic Services	18%	23%
Emergency Services	62%	39%
Inpatient Services	15%	12%
24 Hour Services	1%	2%

Insurance	%	AOA%
Uninsured/Unknown	15%	15%
Medi-Cal Only	70%	65%
Medi-Cal + Medicare	8%	11%
Medicare Only	<1%	<1%
Private	7%	9%