

# San Diego County Atlas of Foreign-born Populations: Place of Birth, Countries A-D



COUNTY OF SAN DIEGO  
 **HHSA**  
HEALTH AND HUMAN SERVICES AGENCY



LIVE WELL  
SAN DIEGO

May 2017



# Atlas of San Diego County's Foreign-born Populations

**Purpose:** This atlas has four map series created from the American Community Survey (ACS) 2011-2015 data which describe the origins and the English-speaking ability of foreign-born populations. All maps show data at the census tract level.

## **Foreign-born Atlas Map series:**

The following were uploaded as separate documents for downloading convenience, but are intended to be regarded as one product with the following sections:

- Place of Birth (ACS Table B05006)
- Language Spoken at Home (ACS Table B16001)
- Speak English Less Than "Very Well" (ACS Table B16001)
- Linguistic Isolation (ACS Table S1602)

## **Guide to the selected results from the American Community Survey 2011-2015:**

- The 2011—2015 ACS 5-year estimates are based on data collected between January 2011 and December 2015.
- Published for small geographic areas (census tracts in the maps).
- Represent the average characteristics over the 5-year period of time.
- Have larger sample size than the 1-year and 3-year estimates.
- Are less current than the 1-year and 3-year estimates.

## **Definitions:**

### **Place of Birth (Among Foreign-Born):**

The foreign-born population includes anyone who was not a U.S. citizen at birth. This includes respondents who indicated they were a U.S. citizen by naturalization or not a U.S. citizen. The foreign-born population is shown by selected area, country, or region of birth. The places of birth shown in data products were chosen based on the availability from the ACS data.

### **Language Spoken at Home:**

The language currently used by respondents at home, either "English only" or a non-English language which is used in addition to English or in place of English. These questions were asked only of persons 5 years of age and older.

### **Ability to Speak English:**

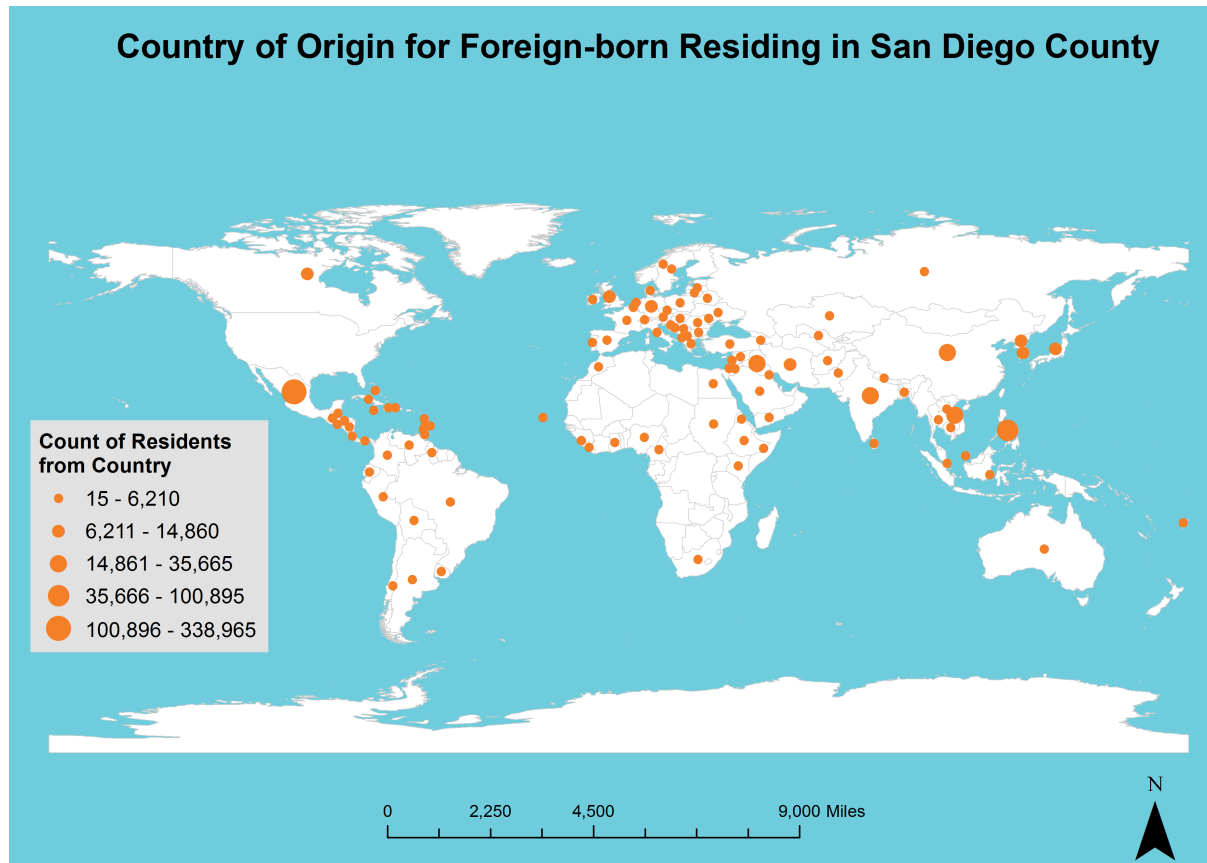
For a respondent who speaks a language other than English at home, refers to his/her assessment of his ability to speak English, from "very well" to "not at all." This series is a subset of the Language Spoken at Home data.

### **Linguistic Isolation (Household):**

Households in which no one 14 and over speaks English only or speaks a language other than English at home and speaks English very well.



# Atlas of San Diego County's Foreign-born Populations



## Contents of this atlas:

**Languages:** African languages, Arabic, Armenian, Chinese, French (incl. Patois, Cajun), French Creole, German, Greek, Gujarati, Hebrew, Hindi, Hmong, Hungarian, Italian, Japanese, Korean, Laotian, Mon-Khmer, Cambodian, Navajo, Other and unspecified languages, Other Asian languages, Other Indic languages, Other Indo-European languages, Other Native North American languages, Other Pacific Island languages, Other Slavic languages, Other West Germanic languages, Persian, Polish, Portuguese or Portuguese Creole, Russian, Scandinavian languages, Serbo-Croatian, Spanish or Spanish Creole, Tagalog, Thai, Urdu, Vietnamese, and Yiddish.

## Countries:

All countries included can be found on the following pages. Countries are displayed in alphabetical order regardless of geographical region. Further, due to the size of the documents, the Place of Birth map series is divided up into several sections for ease of access.



# Countries Included by Region:

## Eastern Europe:

Albania  
Belarus  
Bosnia and Herzegovina  
Bulgaria  
Croatia  
Czechoslovakia (includes Czech Republic and Slovakia)  
Hungary  
Latvia  
Lithuania  
Macedonia  
Moldova  
Other Eastern Europe  
Poland  
Romania  
Russia  
Serbia  
Ukraine

## Northern Europe:

Denmark  
Ireland  
Norway  
Other Northern Europe  
Sweden  
United Kingdom (inc. Crown Dependencies): - England  
United Kingdom (inc. Crown Dependencies): - Scotland

## Southern Europe:

Greece  
Italy  
Other Southern Europe  
Portugal  
Portugal - Azores Islands  
Spain

## Western Europe:

Austria  
Belgium  
France  
Germany  
Netherlands  
Other Western Europe  
Switzerland

## Eastern Asia:

China  
China: - China, excluding Hong Kong and Taiwan  
China: - Hong Kong  
China: - Taiwan  
Japan  
Korea  
Other Eastern Asia

## South Central Asia:

Afghanistan  
Bangladesh  
India  
Iran  
Kazakhstan  
Nepal  
Other South Central Asia  
Pakistan  
Sri Lanka  
Uzbekistan

## South Eastern Asia:

Burma  
Cambodia  
Indonesia  
Laos  
Malaysia  
Other South Eastern Asia  
Philippines  
Singapore  
Thailand  
Vietnam



# Countries Included by Region:

## Western Asia:

Armenia  
Iraq  
Israel  
Jordan  
Kuwait  
Lebanon  
Other Western Asia  
Saudi Arabia  
Syria  
Turkey  
Yemen

## Eastern Africa:

Eritrea  
Ethiopia  
Kenya  
Other Eastern Africa  
Somalia

## Middle Africa:

Cameroon  
Other Middle Africa

## Northern Africa:

Egypt  
Morocco  
Other Northern Africa  
Sudan

## Southern Africa:

Other Southern Africa  
South Africa

## Western Africa:

Cabo Verde  
Ghana  
Liberia  
Nigeria  
Other Western Africa  
Sierra Leone

## Central America:

Belize  
Costa Rica  
El Salvador  
Guatemala  
Honduras  
Mexico  
Nicaragua  
Other Central America  
Panama

## Northern America:

Canada

## South America:

Argentina  
Bolivia  
Brazil  
Chile  
Colombia  
Ecuador  
Guyana  
Other South America  
Peru  
Uruguay  
Venezuela

## Australia and New Zealand Subregion:

Australia  
Other Australian and New Zealand Subregion

## Caribbean:

Bahamas  
Barbados  
Cuba  
Dominica  
Dominican Republic  
Grenada  
Haiti  
Jamaica  
Other Caribbean  
St. Vincent and the Grenadines  
Trinidad and Tobago  
West Indies

## Oceania:

Fiji

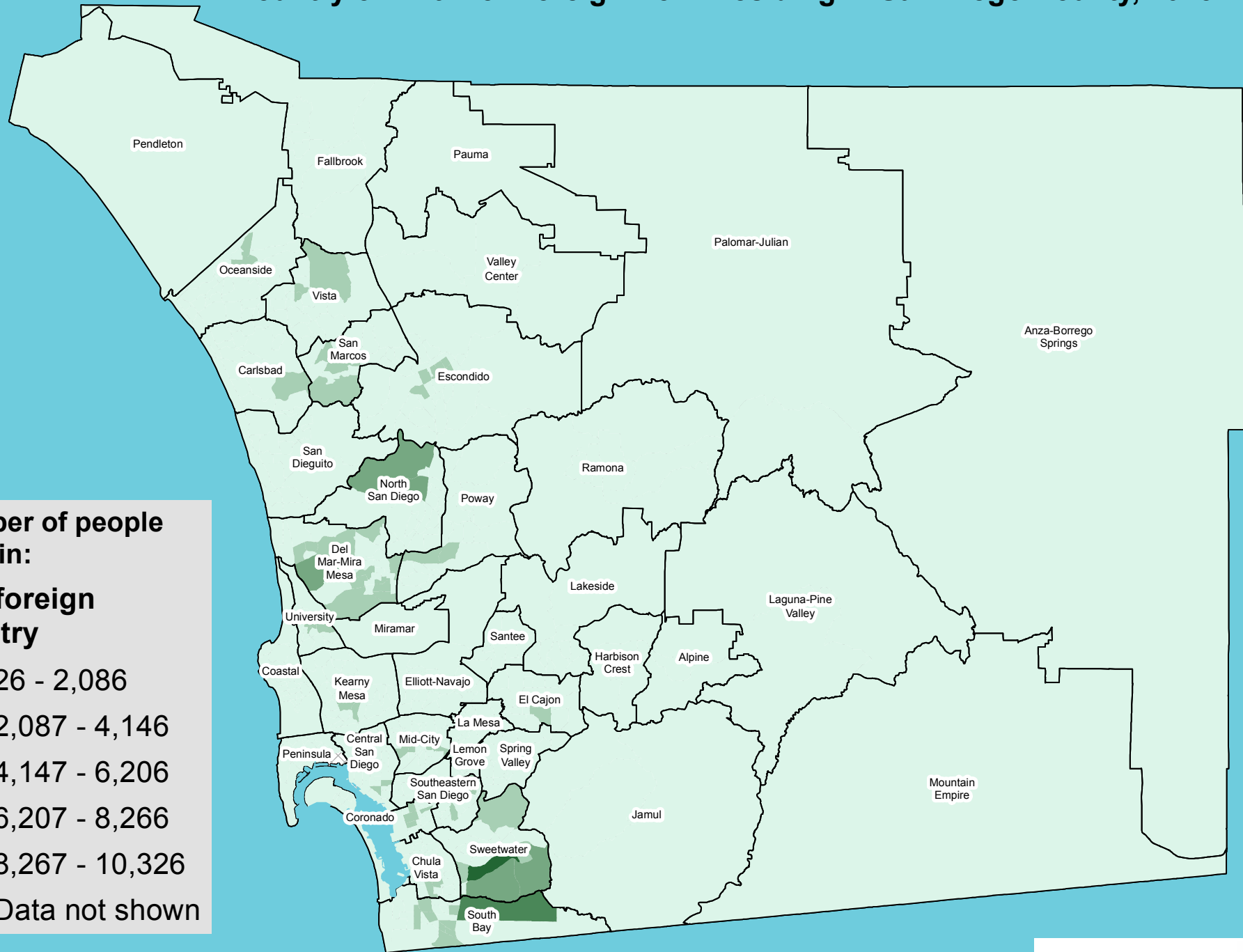
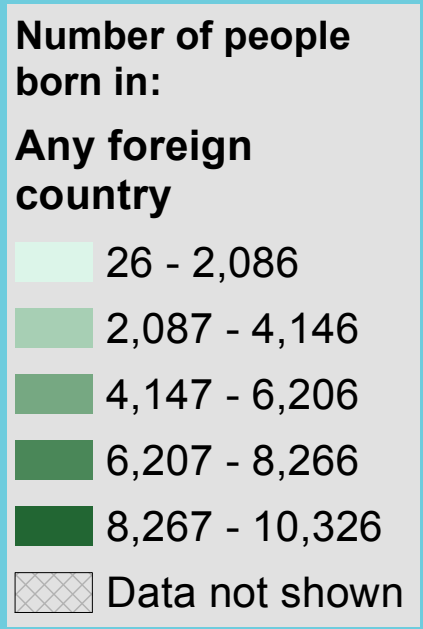


**MAP SERIES: PLACE OF BIRTH**

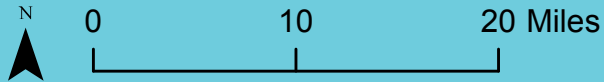
**COUNTRIES A-D**



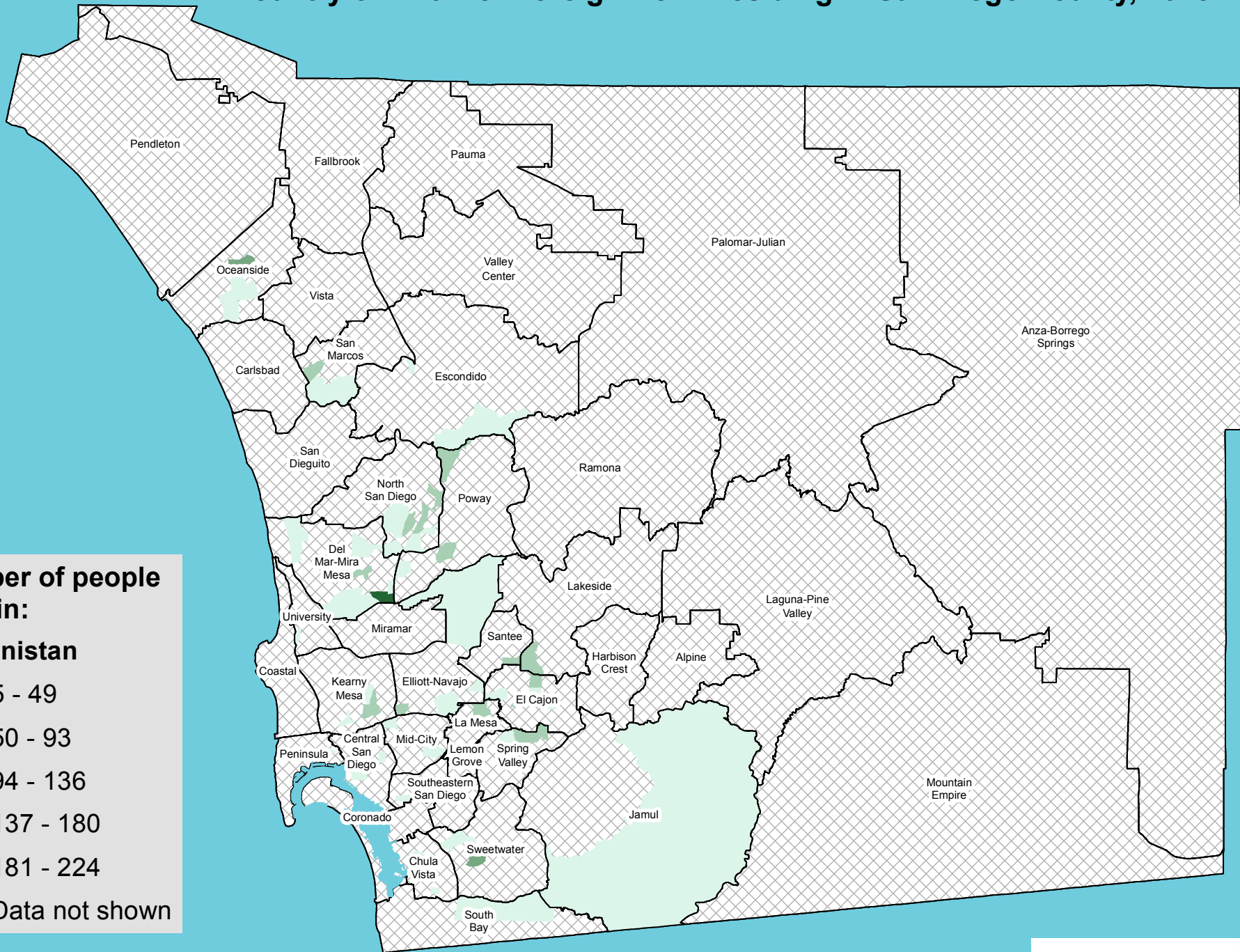
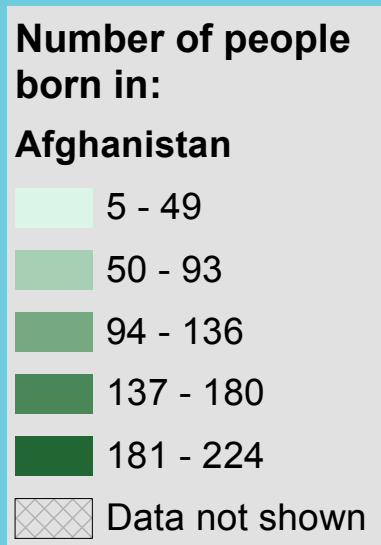
# Country of Birth for Foreign Born Residing in San Diego County, 2015



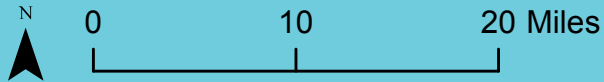
Maps/Analysis by County of San Diego, Community Health Statistics Unit.  
 Contact: Benjamin Schumacher or Leslie Ray, 619.285.6429  
 Source: ACS 5yr estimates, 2011-2015



# Country of Birth for Foreign Born Residing in San Diego County, 2015

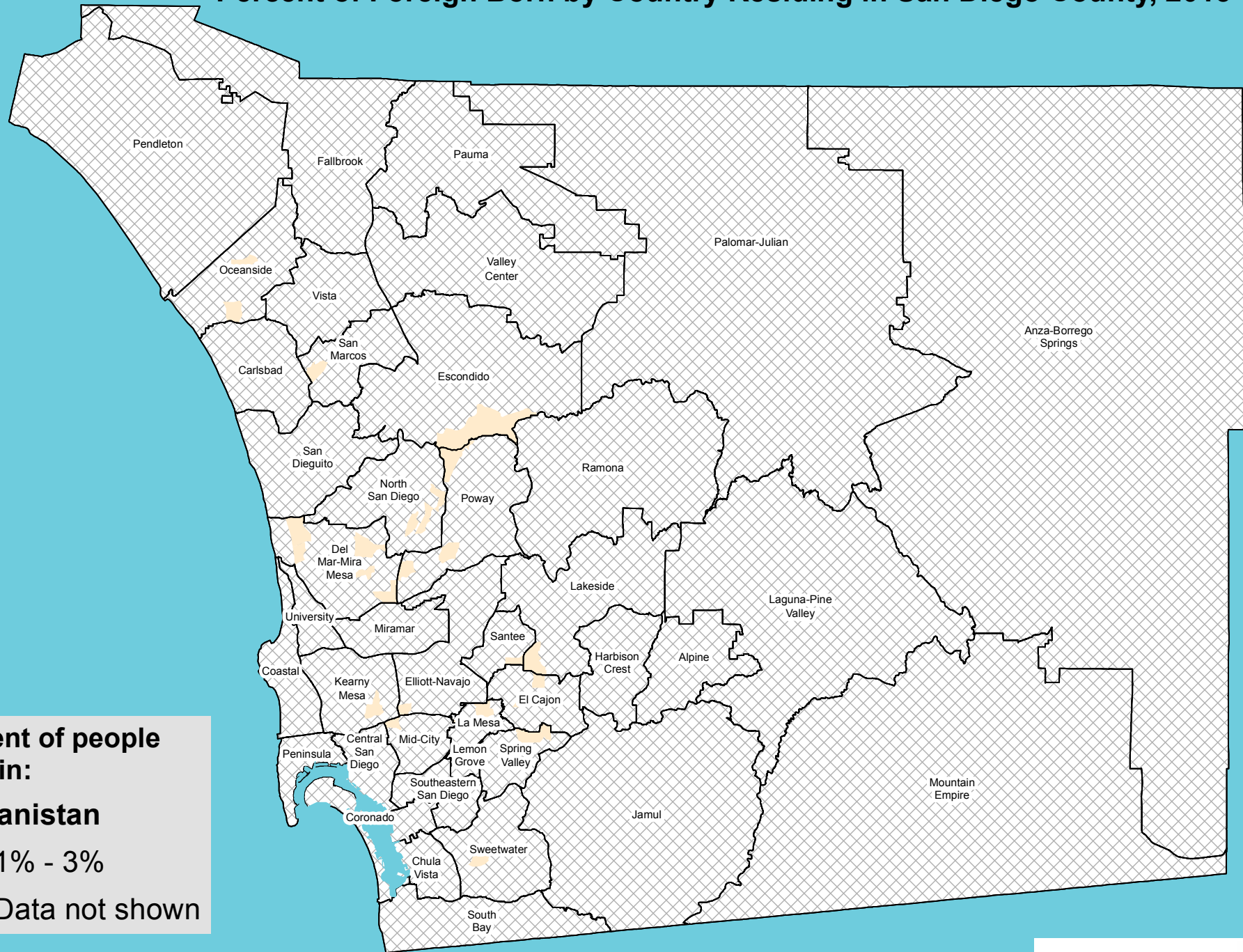


Maps/Analysis by County of San Diego, Community Health Statistics Unit.  
 Contact: Benjamin Schumacher or Leslie Ray, 619.285.6429  
 Source: ACS 5yr estimates, 2011-2015

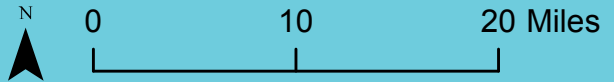


# Percent of Foreign Born by Country Residing in San Diego County, 2015

**Percent of people born in:**  
**Afghanistan**  
 1% - 3%  
 Data not shown



Maps/Analysis by County of San Diego, Community Health Statistics Unit.  
 Contact: Benjamin Schumacher or Leslie Ray, 619.285.6429  
 Source: ACS 5yr estimates, 2011-2015



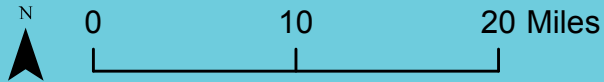
Logos for the County of San Diego Health and Human Services Agency (HHS), Live Well San Diego, and SanGIS. The SanGIS logo includes the tagline "We Have San Diego Covered!" and a small disclaimer about data accuracy.





# Country of Birth for Foreign Born Residing in San Diego County, 2015

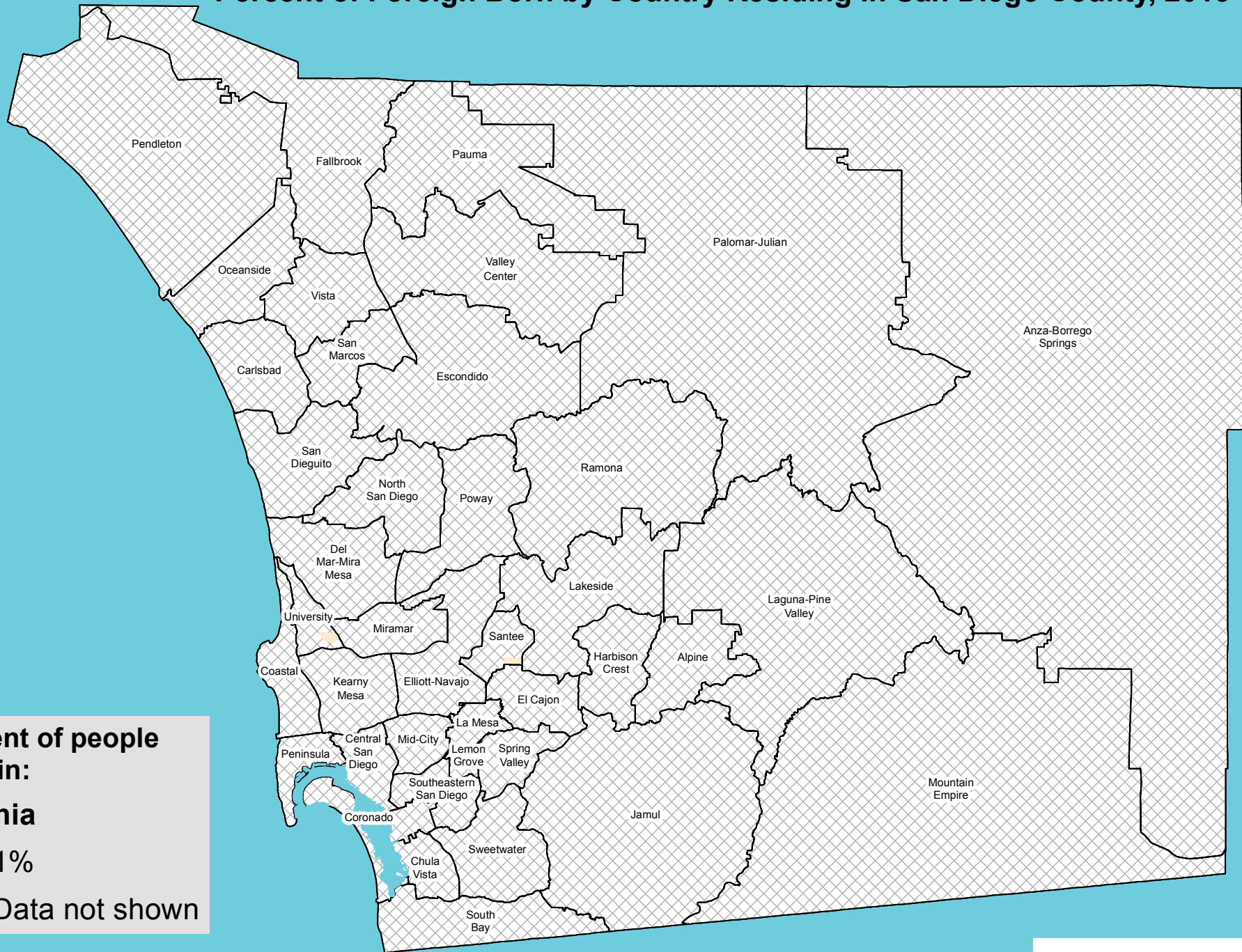


Maps/Analysis by County of San Diego, Community Health Statistics Unit.  
 Contact: Benjamin Schumacher or Leslie Ray, 619.285.6429  
 Source: ACS 5yr estimates, 2011-2015

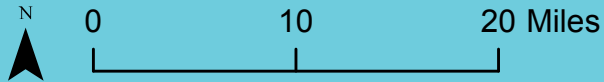


# Percent of Foreign Born by Country Residing in San Diego County, 2015

**Percent of people born in:**  
**Albania**  
 1%  
 Data not shown

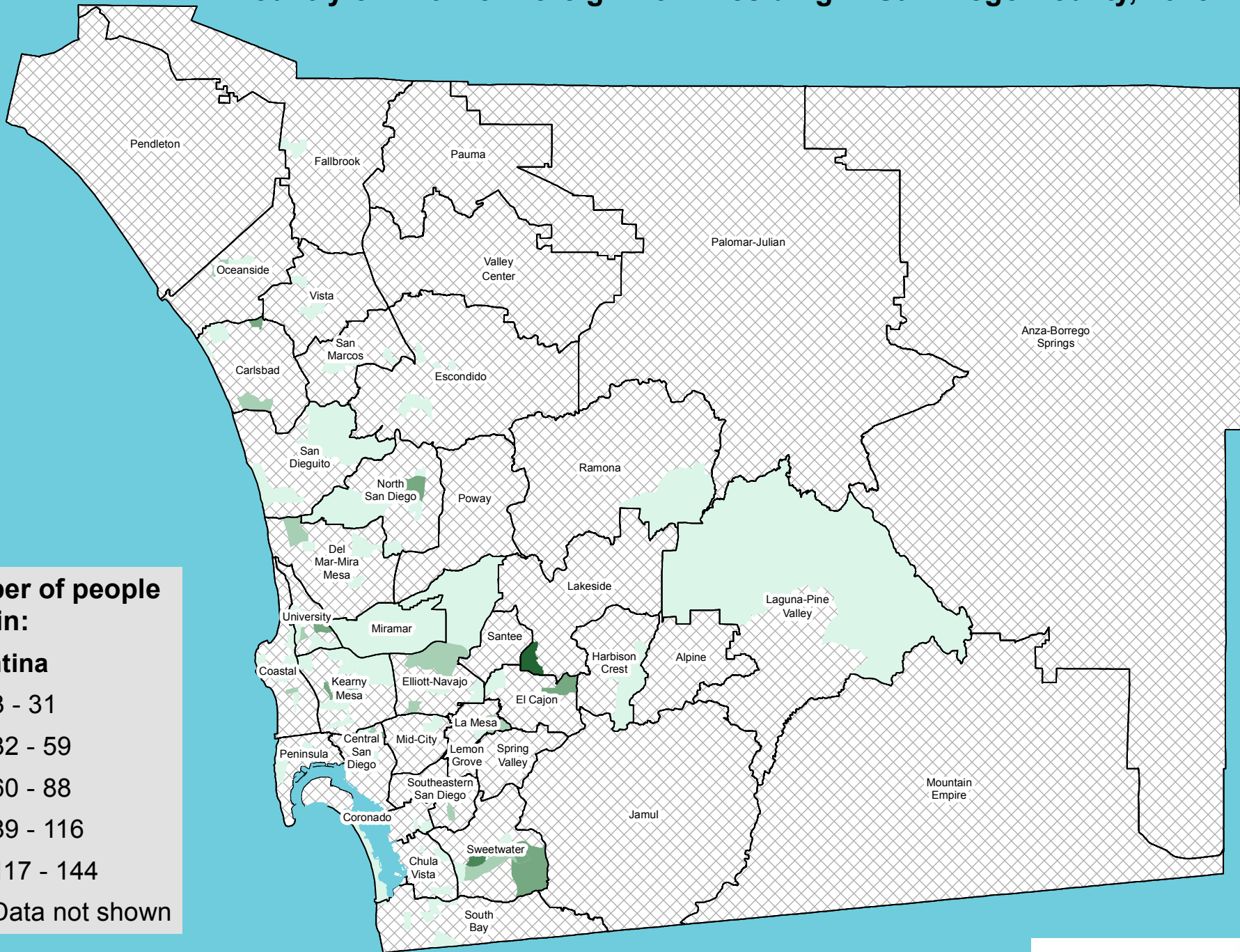
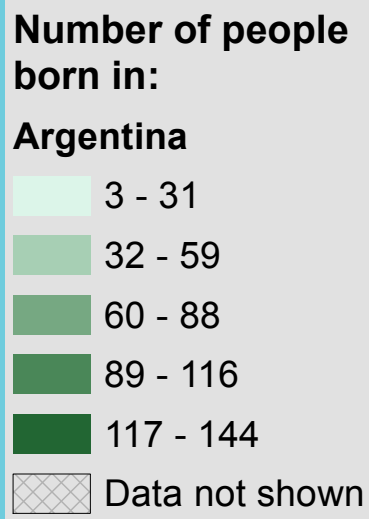


Maps/Analysis by County of San Diego, Community Health Statistics Unit.  
 Contact: Benjamin Schumacher or Leslie Ray, 619.285.6429  
 Source: ACS 5yr estimates, 2011-2015




Logos for the County of San Diego Health and Human Services Agency (HHS), Live Well San Diego, and SanGIS. The SanGIS logo includes the tagline "We Have San Diego Covered!" and a small disclaimer about data accuracy.

# Country of Birth for Foreign Born Residing in San Diego County, 2015



Maps/Analysis by County of San Diego, Community Health Statistics Unit.  
 Contact: Benjamin Schumacher or Leslie Ray, 619.285.6429  
 Source: ACS 5yr estimates, 2011-2015



COUNTY OF SAN DIEGO  
**HHS&A**  
 HEALTH AND HUMAN SERVICES AGENCY



**LIVE WELL**  
 SAN DIEGO

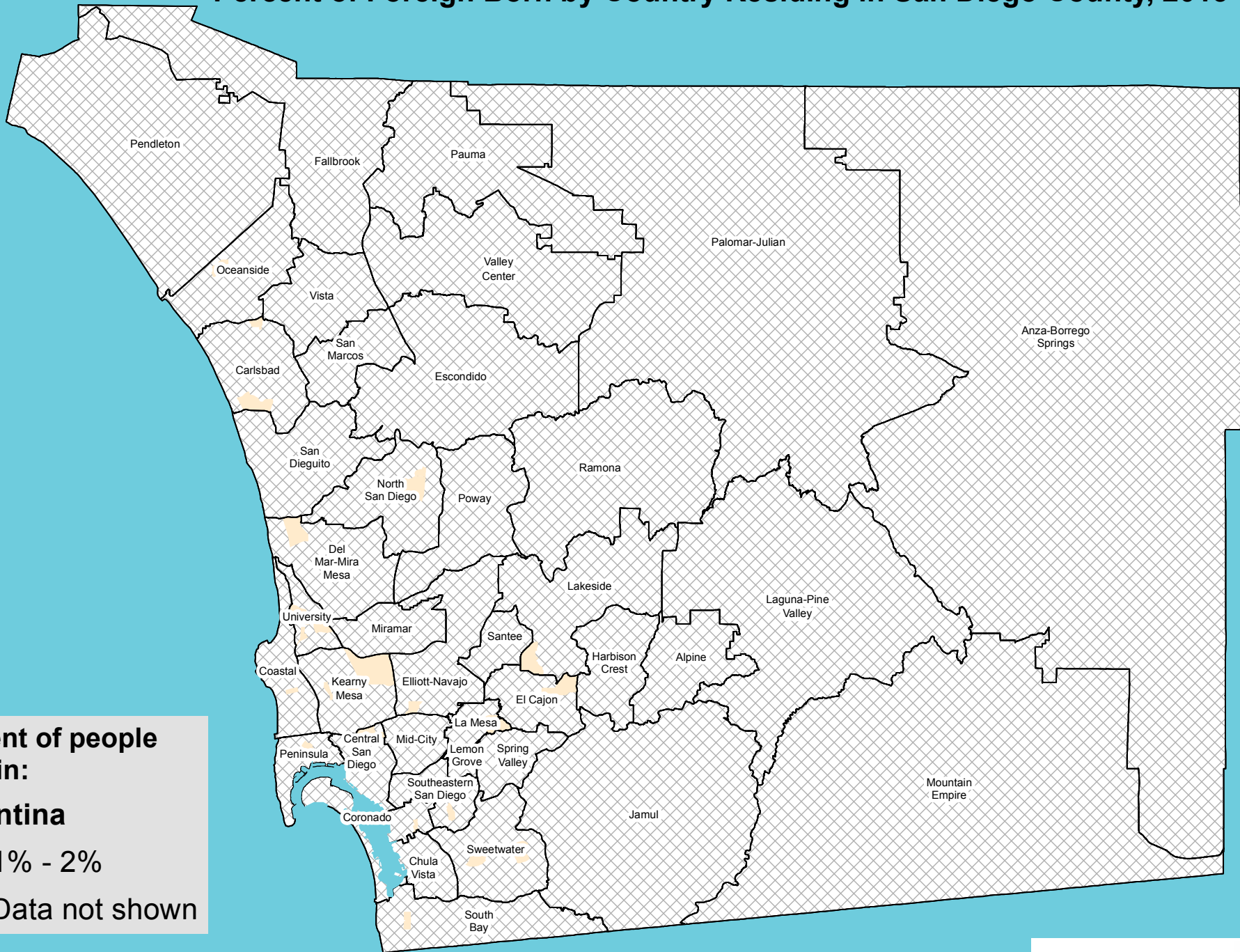
**SanGIS**  
 We Have San Diego Covered!

Product of the County of San Diego, Community Health Statistics Unit. The information on this map is derived from the 2011-2015 American Community Survey (ACS) 5-year estimates. The data is for the year 2015. The information is provided for informational purposes only. The County of San Diego is not responsible for any errors or omissions. The information is provided as a public service. The information is not intended to be used for any other purpose. The information is not intended to be used for any other purpose. The information is not intended to be used for any other purpose.

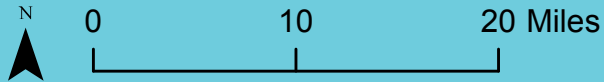


# Percent of Foreign Born by Country Residing in San Diego County, 2015

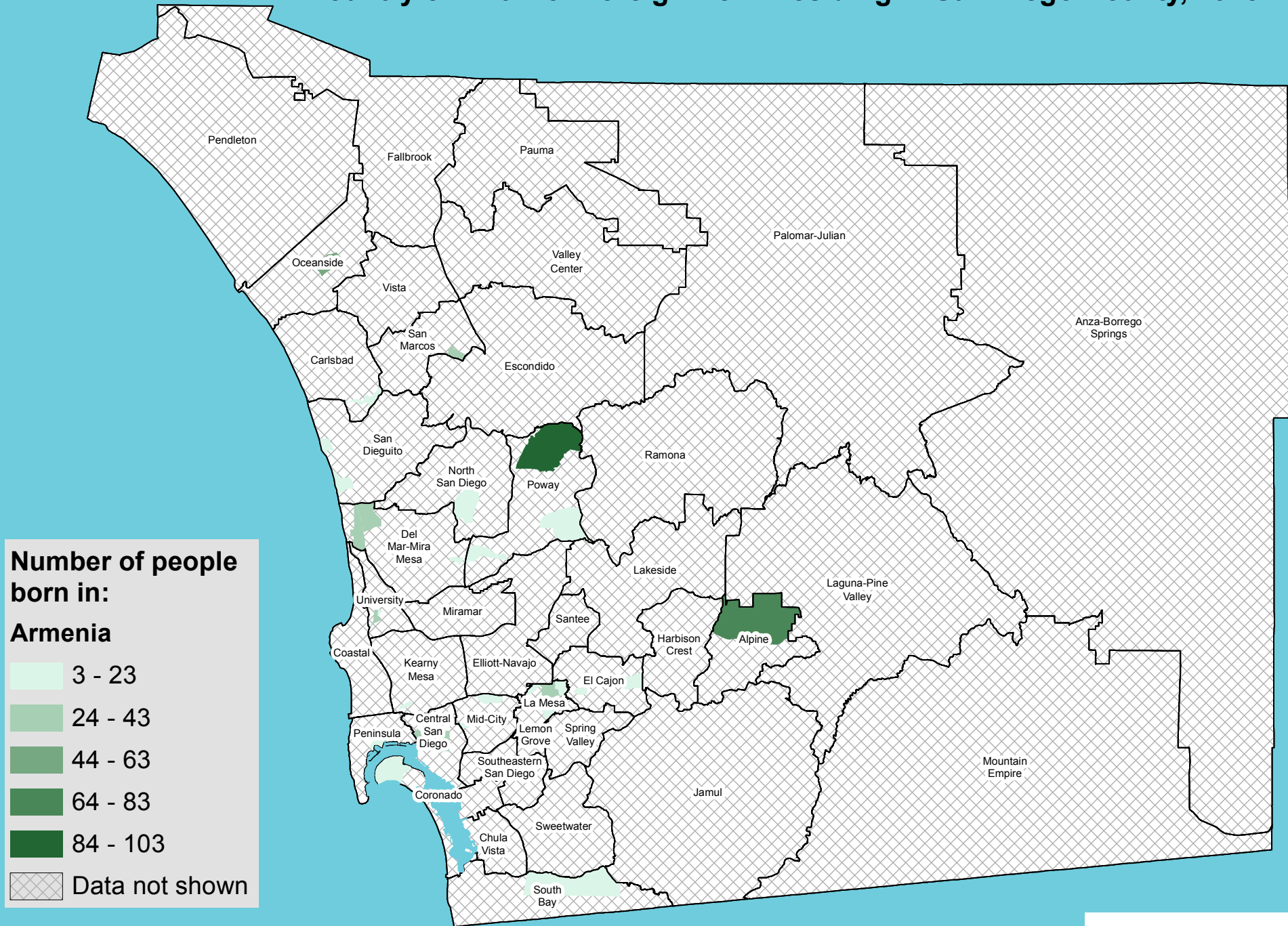
**Percent of people born in:**  
**Argentina**  
 1% - 2%  
 Data not shown



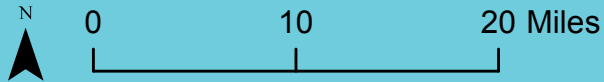
Maps/Analysis by County of San Diego, Community Health Statistics Unit.  
 Contact: Benjamin Schumacher or Leslie Ray, 619.285.6429  
 Source: ACS 5yr estimates, 2011-2015



# Country of Birth for Foreign Born Residing in San Diego County, 2015



Maps/Analysis by County of San Diego, Community Health Statistics Unit.  
 Contact: Benjamin Schumacher or Leslie Ray, 619.285.6429  
 Source: ACS 5yr estimates, 2011-2015





COUNTY OF SAN DIEGO  
**HHS**  
 HEALTH AND HUMAN SERVICES AGENCY

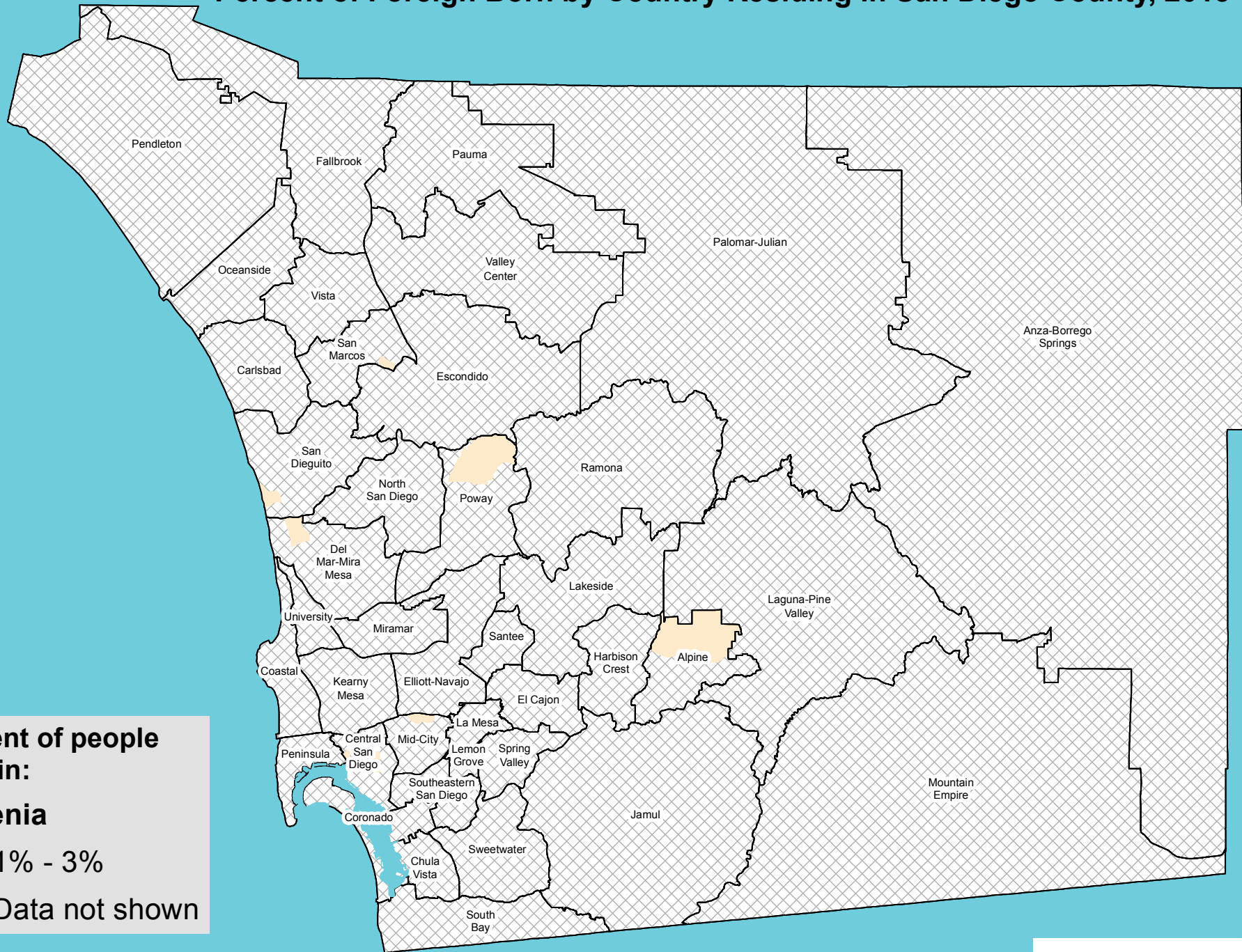
**LIVE WELL**  
 SAN DIEGO

**SanGIS**  
 We Have San Diego Covered!

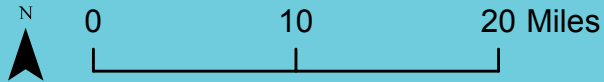
Product of the County of San Diego, Community Health Statistics Unit. The information on this map is derived from the 2011-2015 American Community Survey (ACS) 5-year estimates. Copyright 2015 by the County of San Diego. All rights reserved. The County of San Diego does not warrant the accuracy or completeness of the information provided. The County of San Diego is not responsible for any errors or omissions. The County of San Diego is not liable for any damages, including but not limited to, direct, indirect, or consequential damages, arising from the use of this information. The County of San Diego is not responsible for any damages, including but not limited to, direct, indirect, or consequential damages, arising from the use of this information.

# Percent of Foreign Born by Country Residing in San Diego County, 2015

**Percent of people born in:**  
**Armenia**  
 1% - 3%  
 Data not shown



Maps/Analysis by County of San Diego, Community Health Statistics Unit.  
 Contact: Benjamin Schumacher or Leslie Ray, 619.285.6429  
 Source: ACS 5yr estimates, 2011-2015



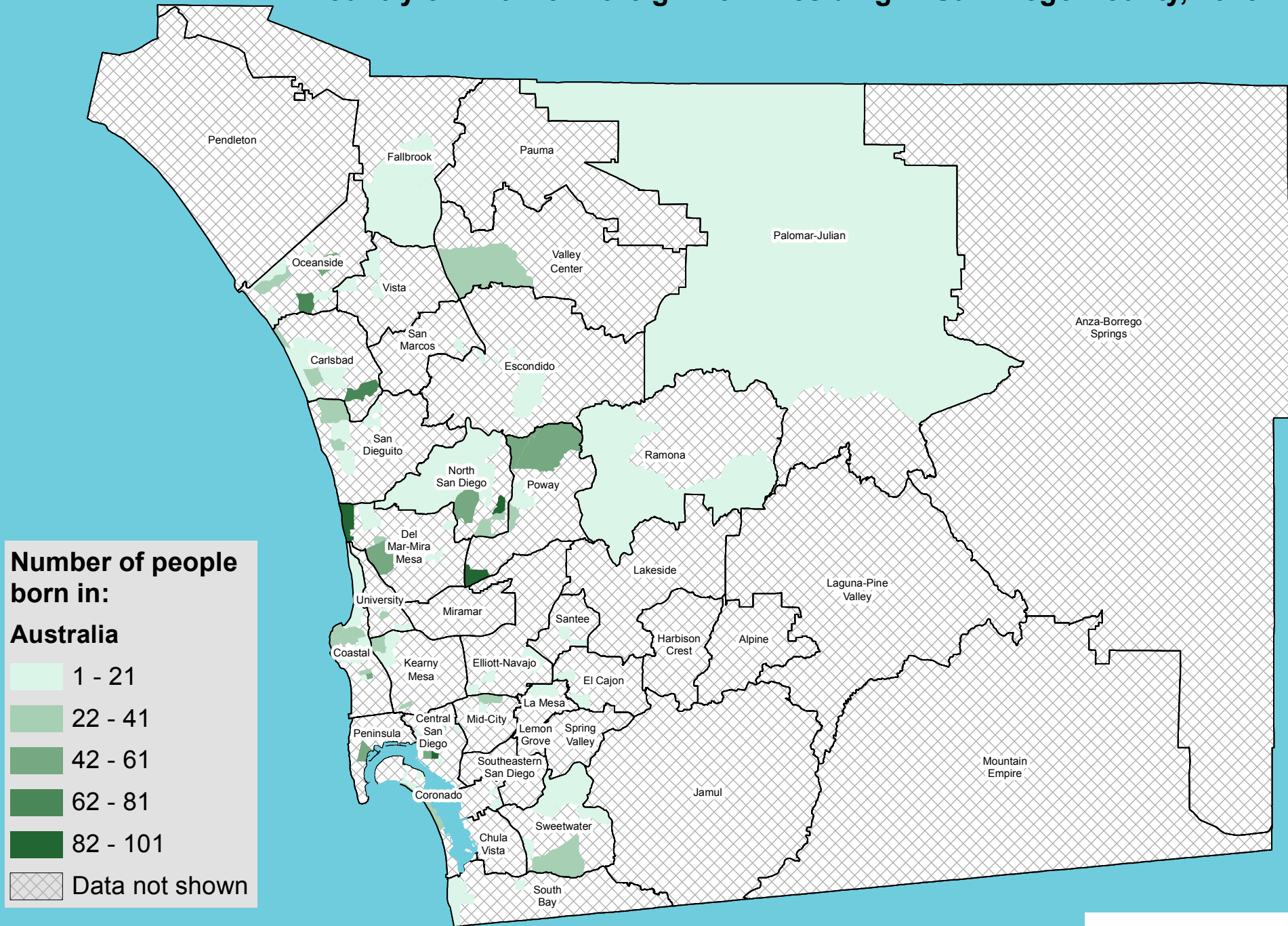
COUNTY OF SAN DIEGO  
**HHS**  
 HEALTH AND HUMAN SERVICES AGENCY

**LIVE WELL**  
 SAN DIEGO

**SanGIS**  
 We Have San Diego Covered!



# Country of Birth for Foreign Born Residing in San Diego County, 2015



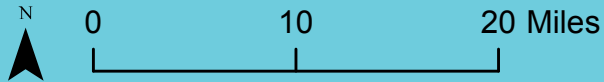
**Number of people born in:**

**Australia**



- 1 - 21
- 22 - 41
- 42 - 61
- 62 - 81
- 82 - 101

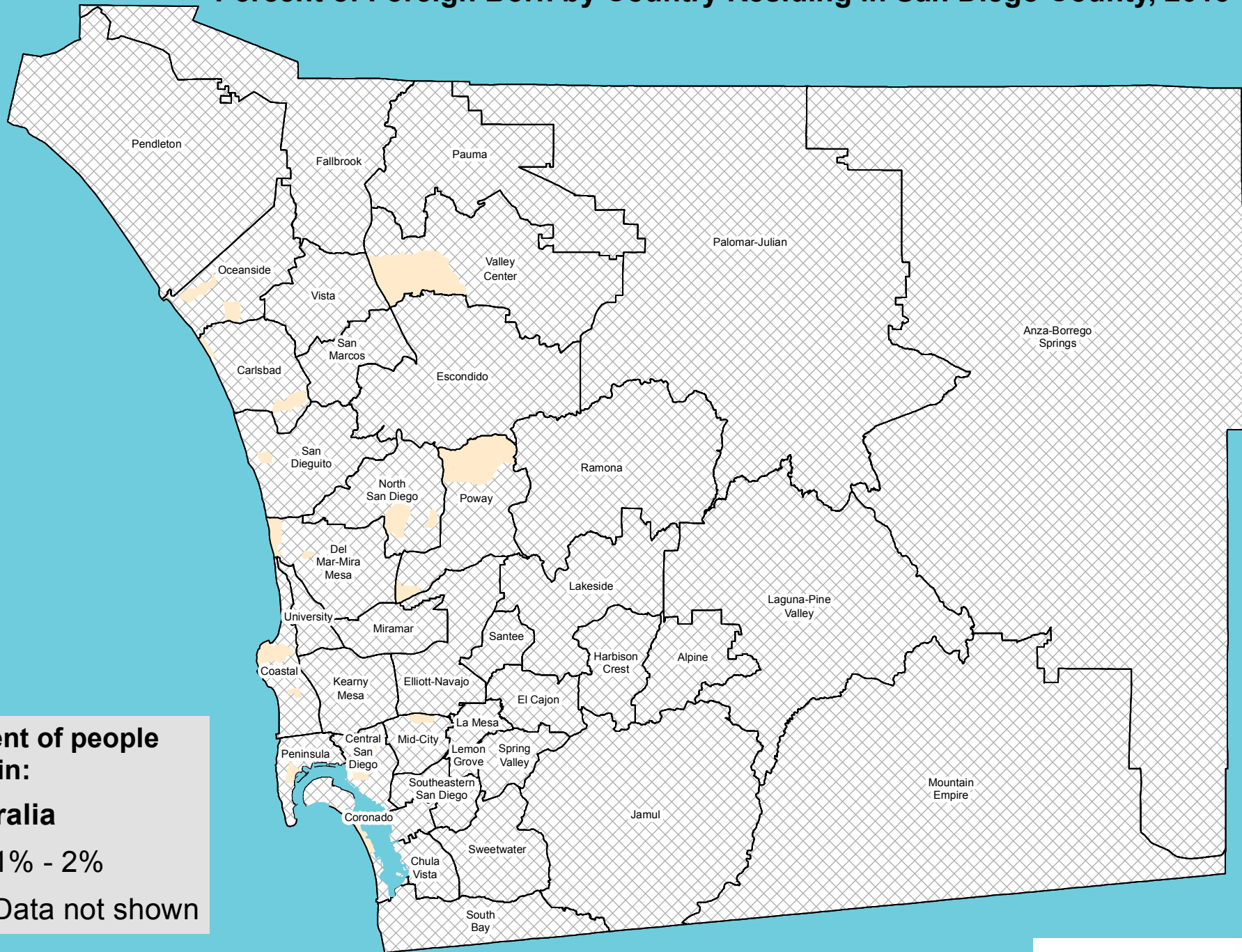
Data not shown

Maps/Analysis by County of San Diego, Community Health Statistics Unit.  
 Contact: Benjamin Schumacher or Leslie Ray, 619.285.6429  
 Source: ACS 5yr estimates, 2011-2015

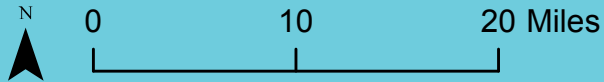


# Percent of Foreign Born by Country Residing in San Diego County, 2015

**Percent of people born in:**  
**Australia**  
 1% - 2%  
 Data not shown



Maps/Analysis by County of San Diego, Community Health Statistics Unit.  
 Contact: Benjamin Schumacher or Leslie Ray, 619.285.6429  
 Source: ACS 5yr estimates, 2011-2015



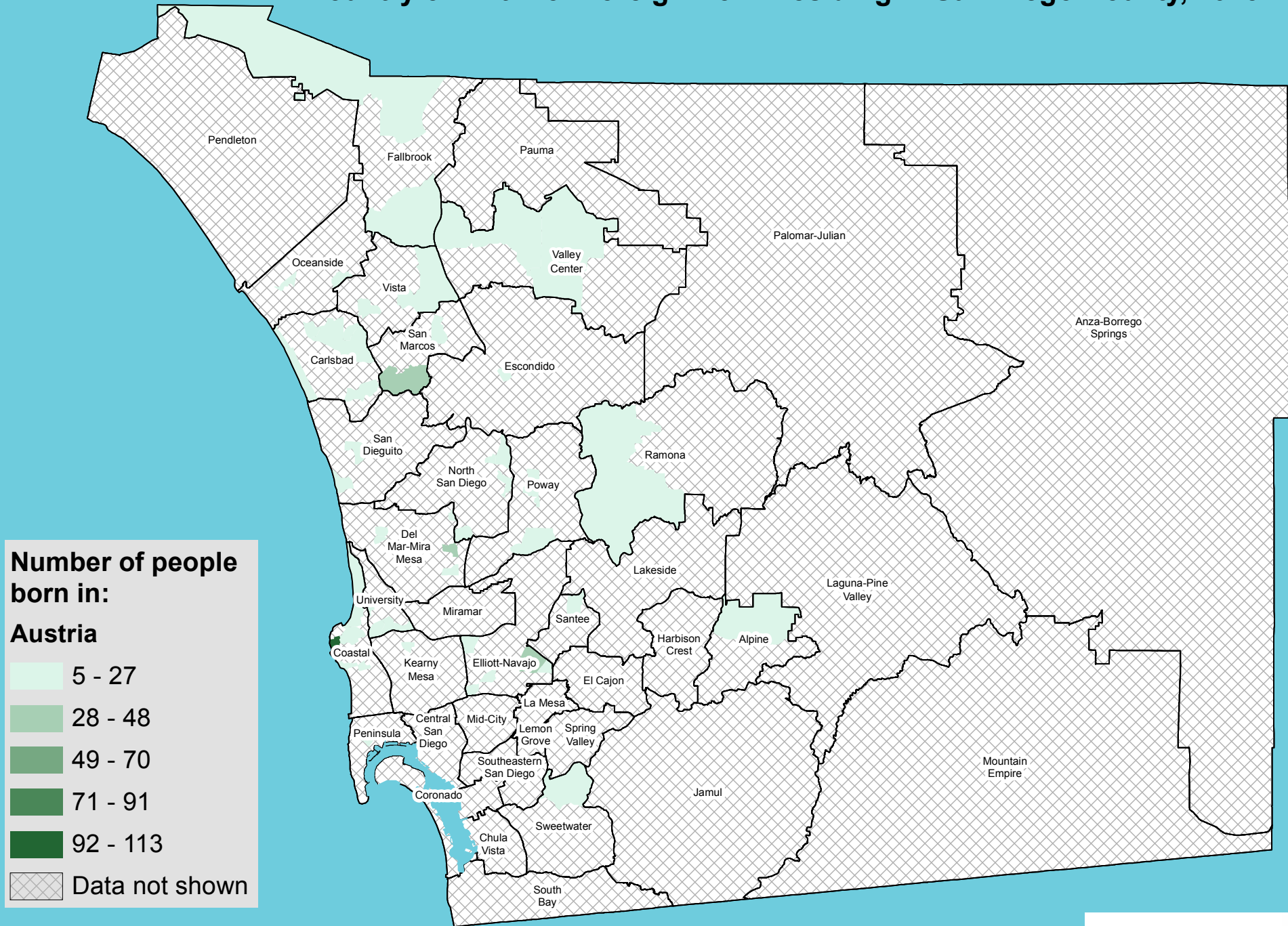
COUNTY OF SAN DIEGO  
**HHS**  
 HEALTH AND HUMAN SERVICES AGENCY

**LIVE WELL**  
 SAN DIEGO

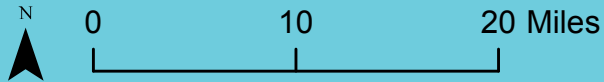
**SanGIS**  
 We Have San Diego Covered!

Product of SanGIS, a public-private partnership of the County of San Diego, the University of California San Diego, and the University of San Diego. The information on this map is derived from the SanGIS database. Copyright 2015 by the County of San Diego. All rights reserved. This product is a service provided to the public for informational purposes only. It is not intended for use in any legal proceeding. The product is provided "as is" without any warranty, express or implied. All persons are advised to consult their attorney for legal advice.

# Country of Birth for Foreign Born Residing in San Diego County, 2015



Maps/Analysis by County of San Diego, Community Health Statistics Unit.  
 Contact: Benjamin Schumacher or Leslie Ray, 619.285.6429  
 Source: ACS 5yr estimates, 2011-2015



COUNTY OF SAN DIEGO  
**HHS**  
 HEALTH AND HUMAN SERVICES AGENCY

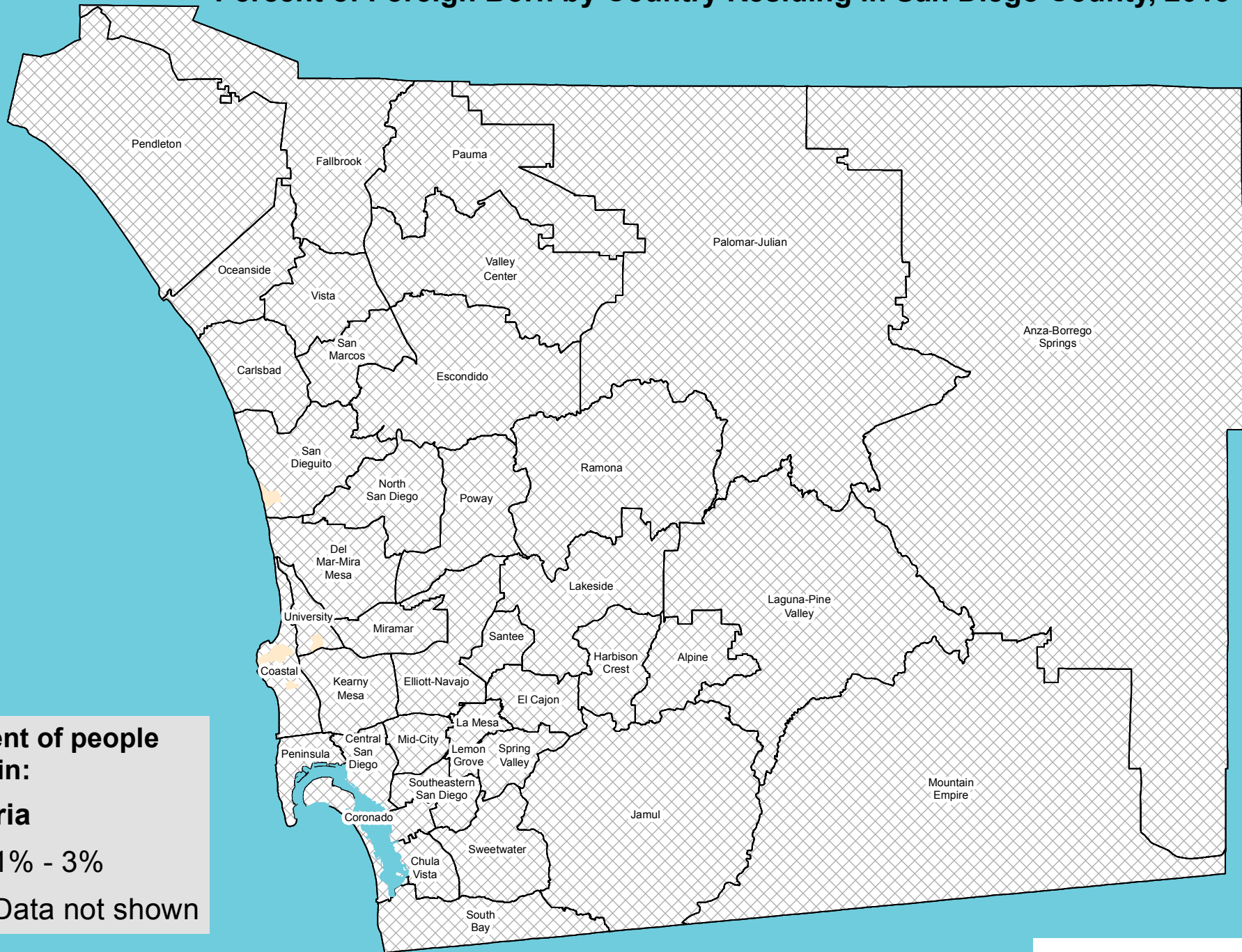
LIVE WELL  
 SAN DIEGO

**SanGIS**  
 We Have San Diego Covered!

Product of the County of San Diego, Community Health Statistics Unit. The information on this map is derived from the 2011-2015 American Community Survey (ACS) 5-year estimates. Copyright is held by the U.S. Department of Commerce, Bureau of Economic Analysis. All rights reserved. The product of the County of San Diego, Community Health Statistics Unit. All other trademarks are the property of their respective owners.

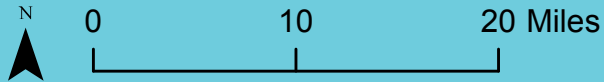


# Percent of Foreign Born by Country Residing in San Diego County, 2015



**Percent of people born in:**  
**Austria**  
 1% - 3%  
 Data not shown

Maps/Analysis by County of San Diego, Community Health Statistics Unit.  
 Contact: Benjamin Schumacher or Leslie Ray, 619.285.6429  
 Source: ACS 5yr estimates, 2011-2015

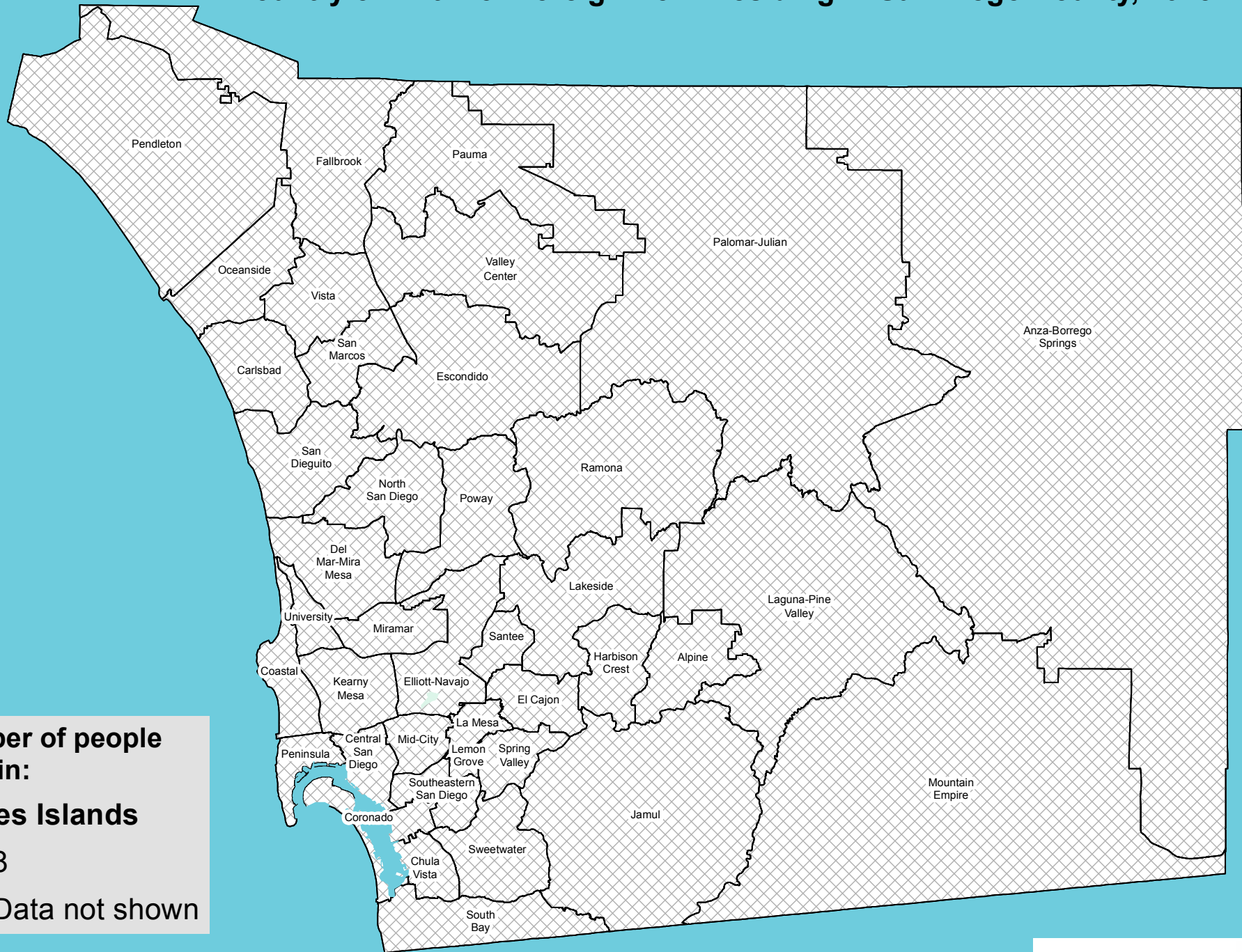


COUNTY OF SAN DIEGO  
**HHS**  
 HEALTH AND HUMAN SERVICES AGENCY

**LIVE WELL**  
 SAN DIEGO

**SanGIS**  
 We Have San Diego Covered!

# Country of Birth for Foreign Born Residing in San Diego County, 2015



**Number of people born in:**

**Azores Islands**



8

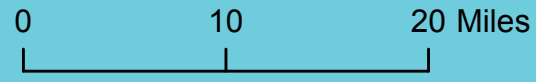


Data not shown

Maps/Analysis by County of San Diego, Community Health Statistics Unit.

Contact: Benjamin Schumacher or Leslie Ray, 619.285.6429

Source: ACS 5yr estimates, 2011-2015



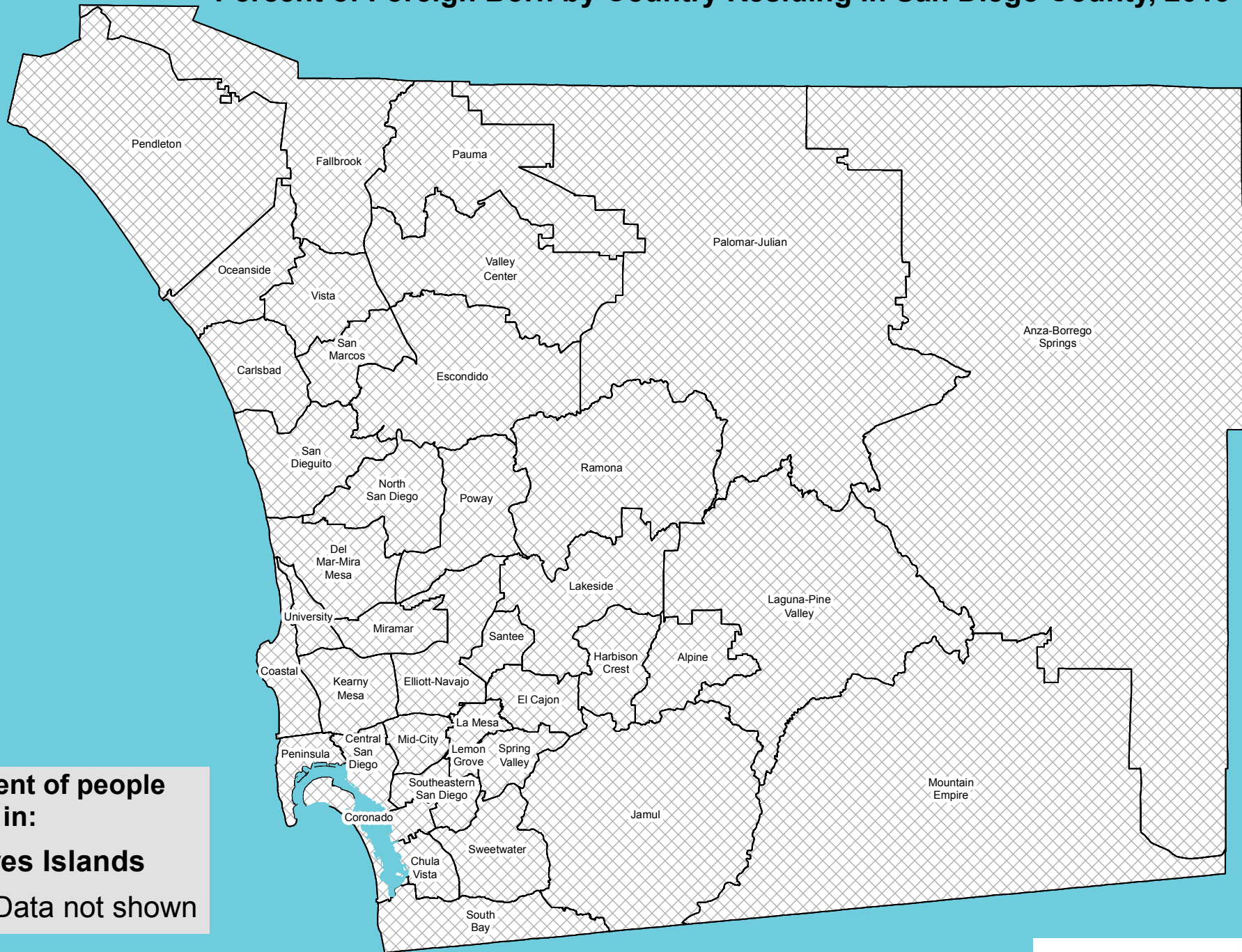
COUNTY OF SAN DIEGO  
**HHS**  
HEALTH AND HUMAN SERVICES AGENCY


**LIVE WELL**  
SAN DIEGO

**SanGIS**  
We Have San Diego Covered!

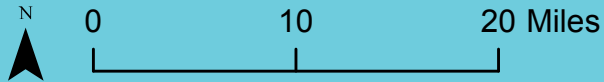
Product of the County of San Diego, Community Health Statistics Unit. The information on this map was derived from the 2011-2015 American Community Survey (ACS) 5-year estimates. Copyright is held by the U.S. Census Bureau. All rights reserved. The product of the County of San Diego, Community Health Statistics Unit. The product of the County of San Diego, Community Health Statistics Unit. All persons are hereby notified that this map is not intended for use as a navigation aid.

# Percent of Foreign Born by Country Residing in San Diego County, 2015



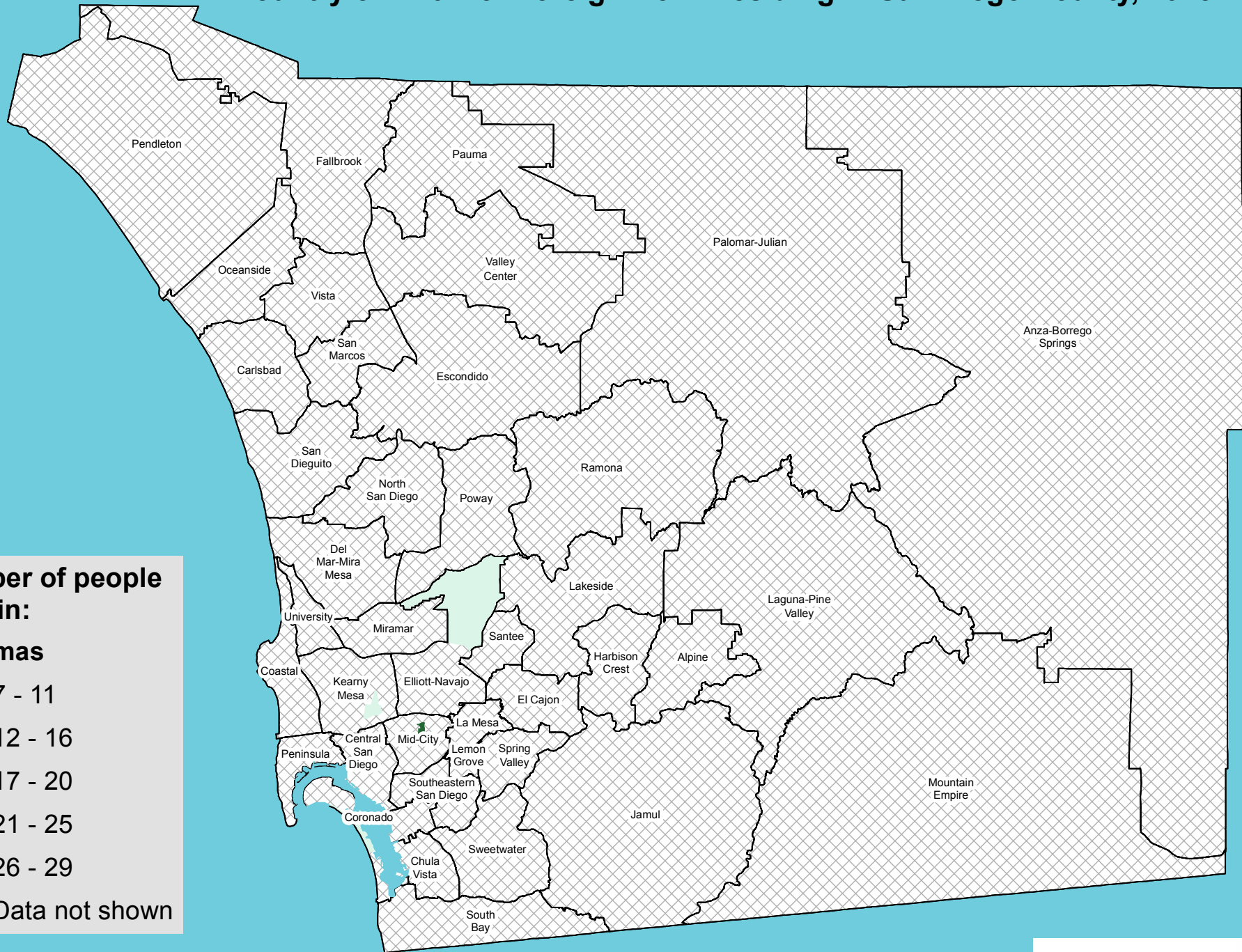

**Percent of people born in:**  
**Azores Islands**  
 Data not shown

Maps/Analysis by County of San Diego, Community Health Statistics Unit.  
 Contact: Benjamin Schumacher or Leslie Ray, 619.285.6429  
 Source: ACS 5yr estimates, 2011-2015

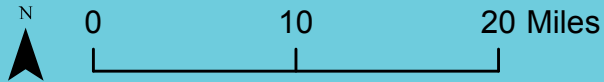




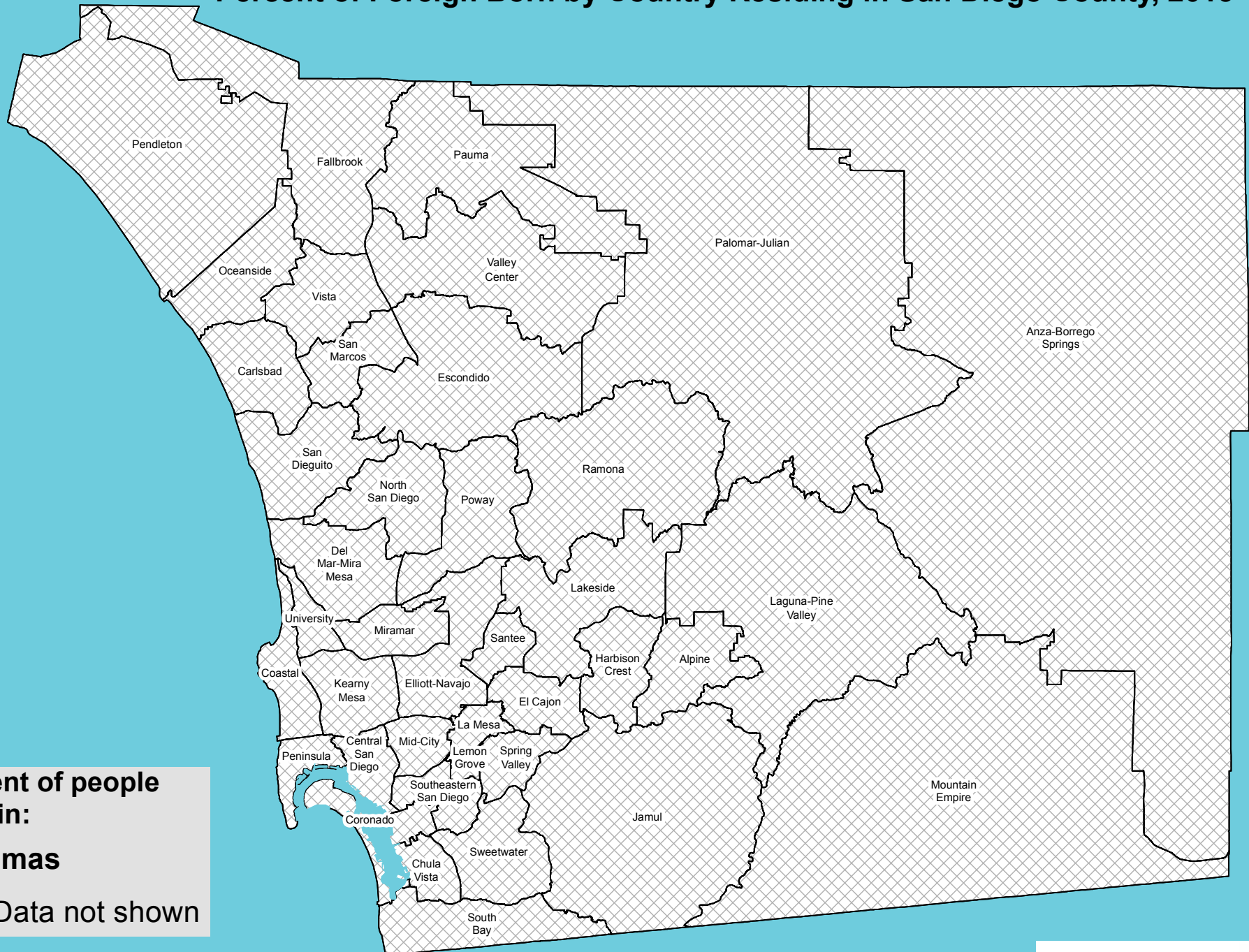
# Country of Birth for Foreign Born Residing in San Diego County, 2015




Maps/Analysis by County of San Diego, Community Health Statistics Unit.  
 Contact: Benjamin Schumacher or Leslie Ray, 619.285.6429  
 Source: ACS 5yr estimates, 2011-2015

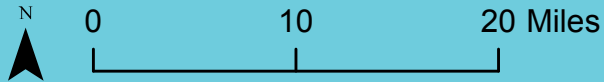


# Percent of Foreign Born by Country Residing in San Diego County, 2015

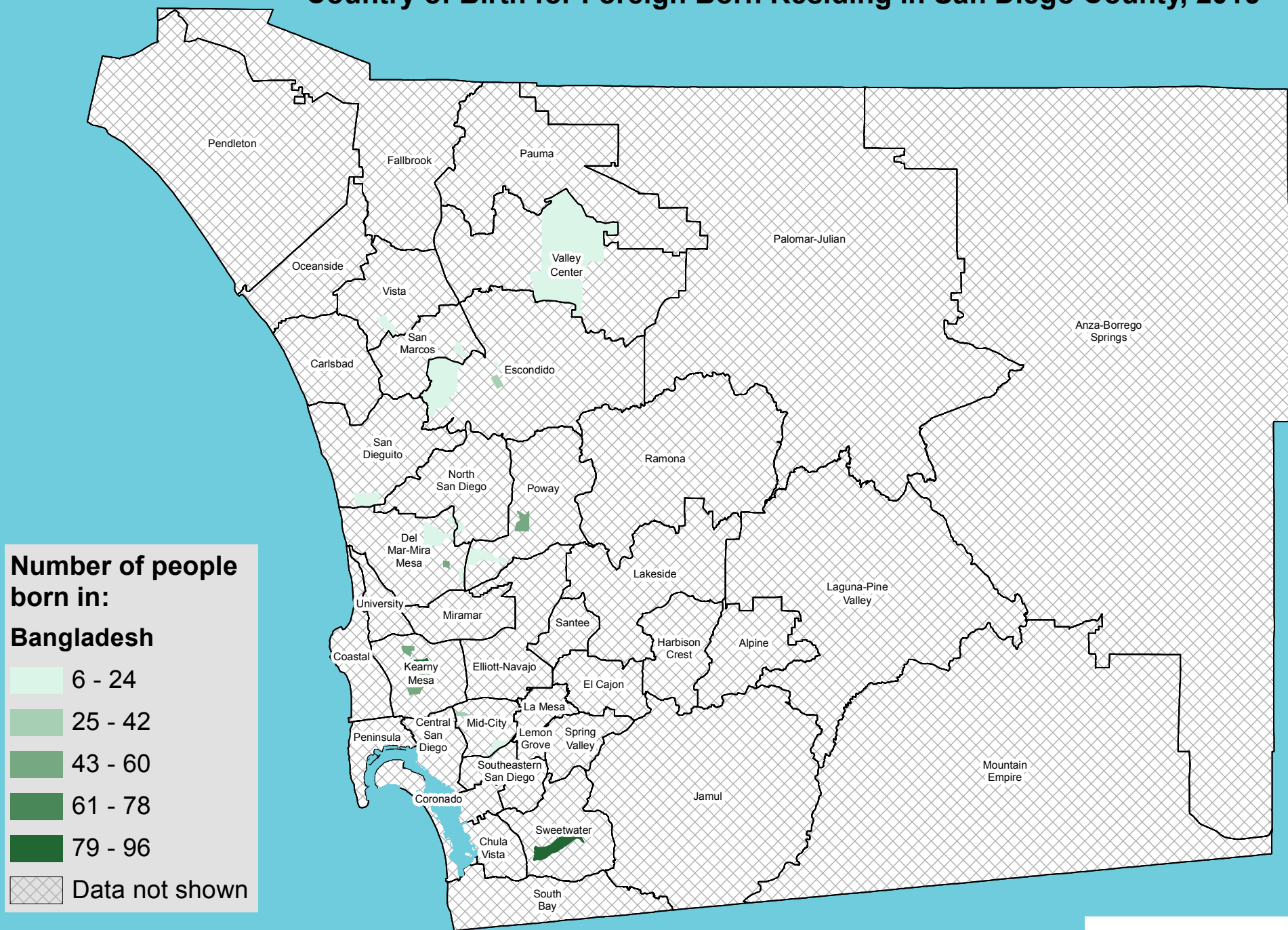


**Percent of people born in:**  
**Bahamas**  
 Data not shown

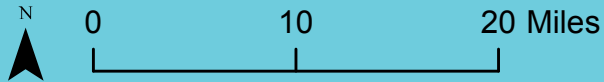
Maps/Analysis by County of San Diego, Community Health Statistics Unit.  
 Contact: Benjamin Schumacher or Leslie Ray, 619.285.6429  
 Source: ACS 5yr estimates, 2011-2015



# Country of Birth for Foreign Born Residing in San Diego County, 2015



Maps/Analysis by County of San Diego, Community Health Statistics Unit.  
 Contact: Benjamin Schumacher or Leslie Ray, 619.285.6429  
 Source: ACS 5yr estimates, 2011-2015



COUNTY OF SAN DIEGO  
**HHS**  
 HEALTH AND HUMAN SERVICES AGENCY



**LIVE WELL**  
 SAN DIEGO

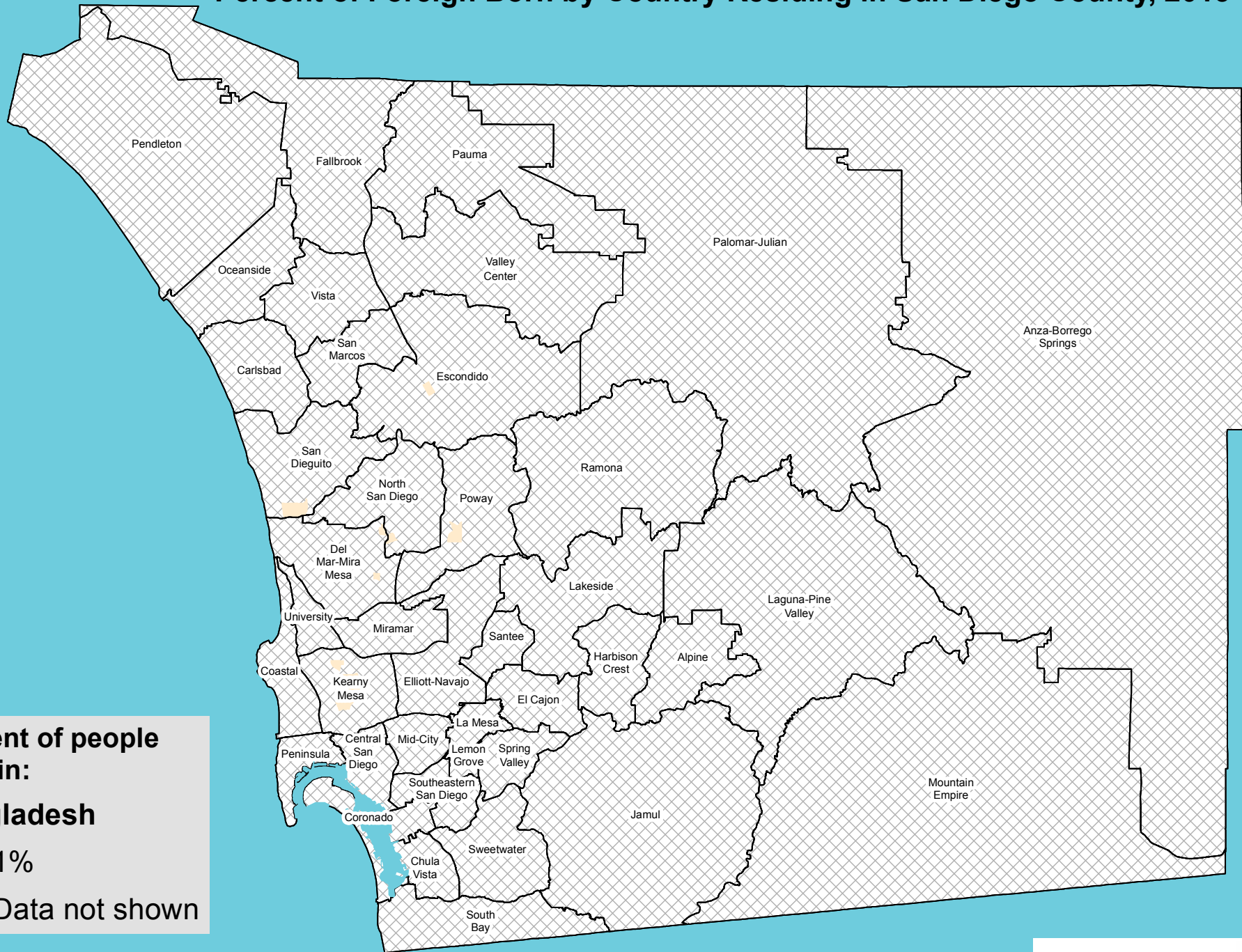
**SanGIS**  
 We Have San Diego Covered!

Product of the County of San Diego, Community Health Statistics Unit. The information on this map was derived from the 2011-2015 American Community Survey (ACS) 5-year estimates. Copyright 2015 by the County of San Diego. All rights reserved. The County of San Diego is not responsible for any errors or omissions in this map. The County of San Diego is not responsible for any damages or losses resulting from the use of this map. The County of San Diego is not responsible for any damages or losses resulting from the use of this map. The County of San Diego is not responsible for any damages or losses resulting from the use of this map.

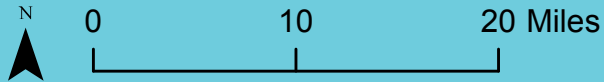


# Percent of Foreign Born by Country Residing in San Diego County, 2015

**Percent of people born in:**  
**Bangladesh**  
 1%  
 Data not shown



Maps/Analysis by County of San Diego, Community Health Statistics Unit.  
 Contact: Benjamin Schumacher or Leslie Ray, 619.285.6429  
 Source: ACS 5yr estimates, 2011-2015

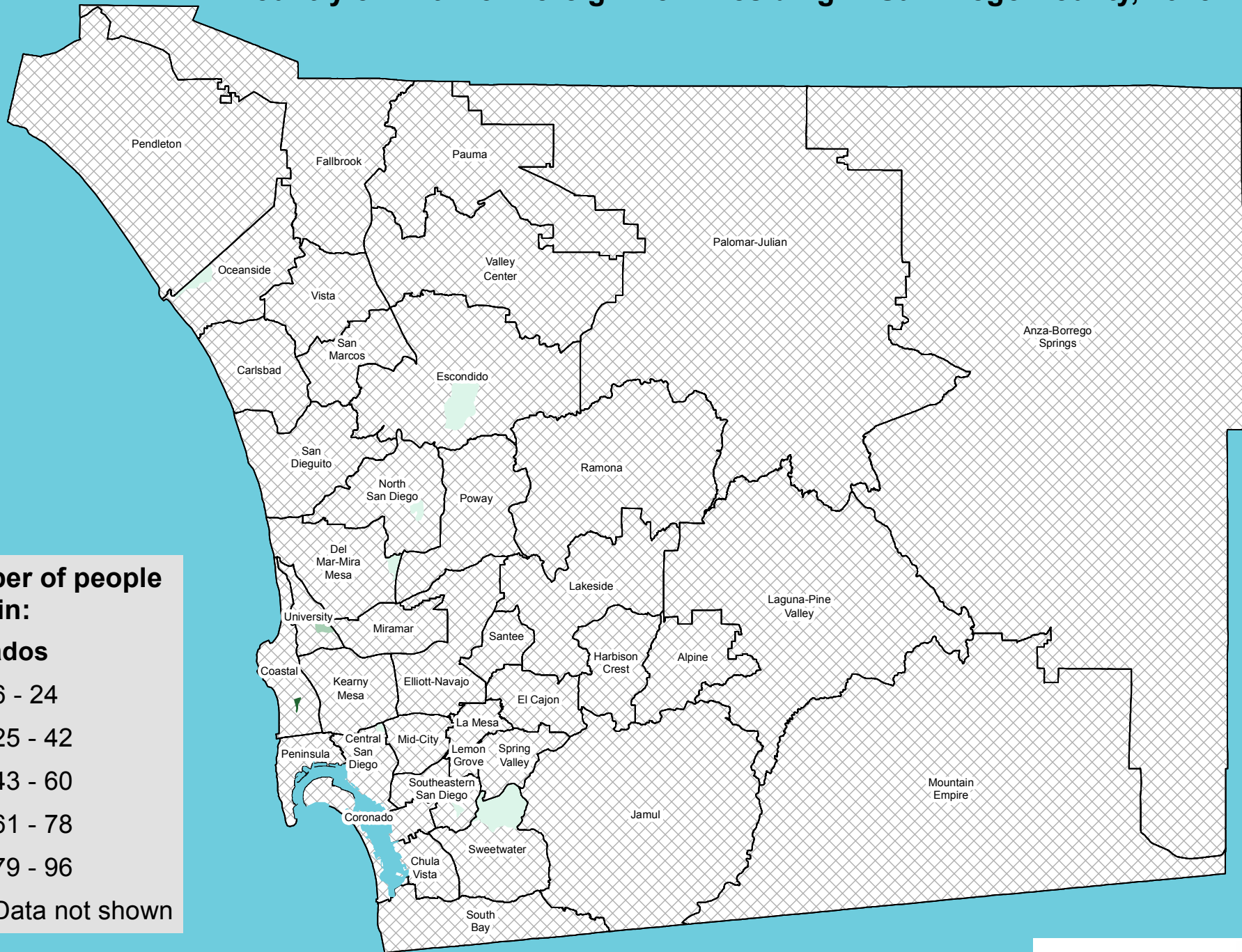
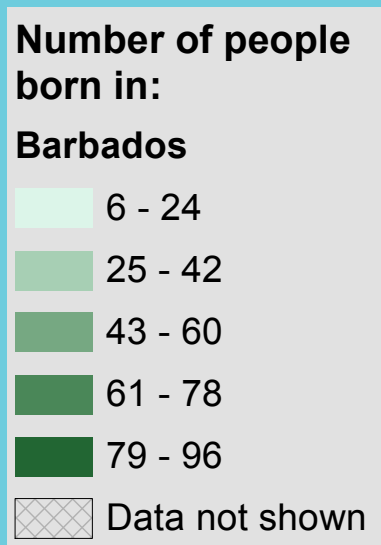


COUNTY OF SAN DIEGO  
**HHS&A**  
 HEALTH AND HUMAN SERVICES AGENCY

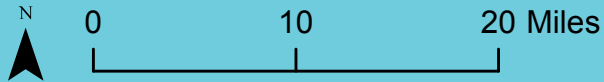
**LIVE WELL**  
 SAN DIEGO

**SanGIS**  
 We Have San Diego Covered!



# Country of Birth for Foreign Born Residing in San Diego County, 2015

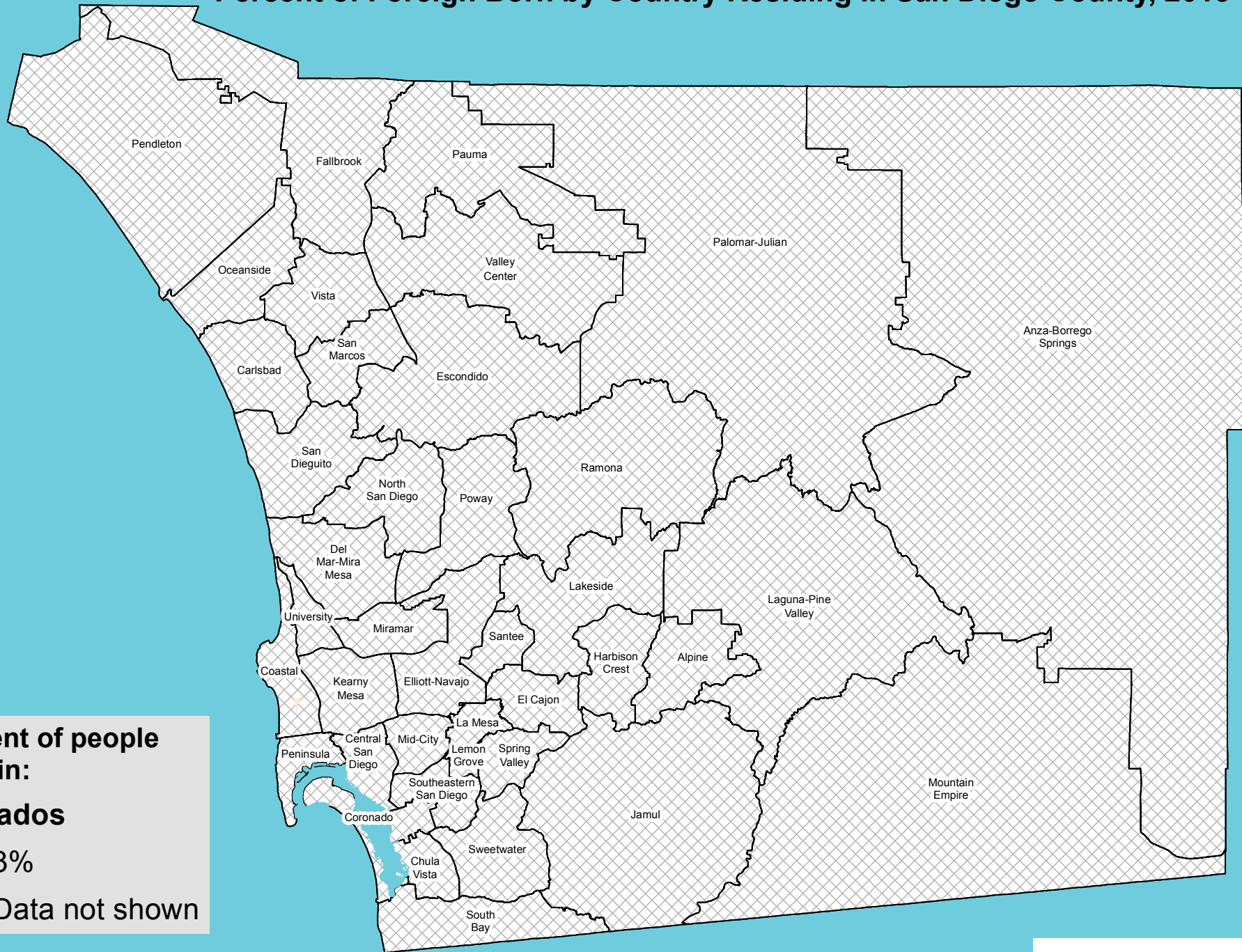


Maps/Analysis by County of San Diego, Community Health Statistics Unit.  
 Contact: Benjamin Schumacher or Leslie Ray, 619.285.6429  
 Source: ACS 5yr estimates, 2011-2015

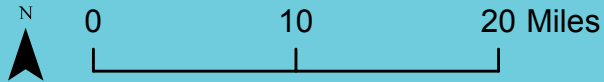


# Percent of Foreign Born by Country Residing in San Diego County, 2015

**Percent of people born in:**  
**Barbados**  
 3%  
 Data not shown



Maps/Analysis by County of San Diego, Community Health Statistics Unit.  
 Contact: Benjamin Schumacher or Leslie Ray, 619.285.6429  
 Source: ACS 5yr estimates, 2011-2015



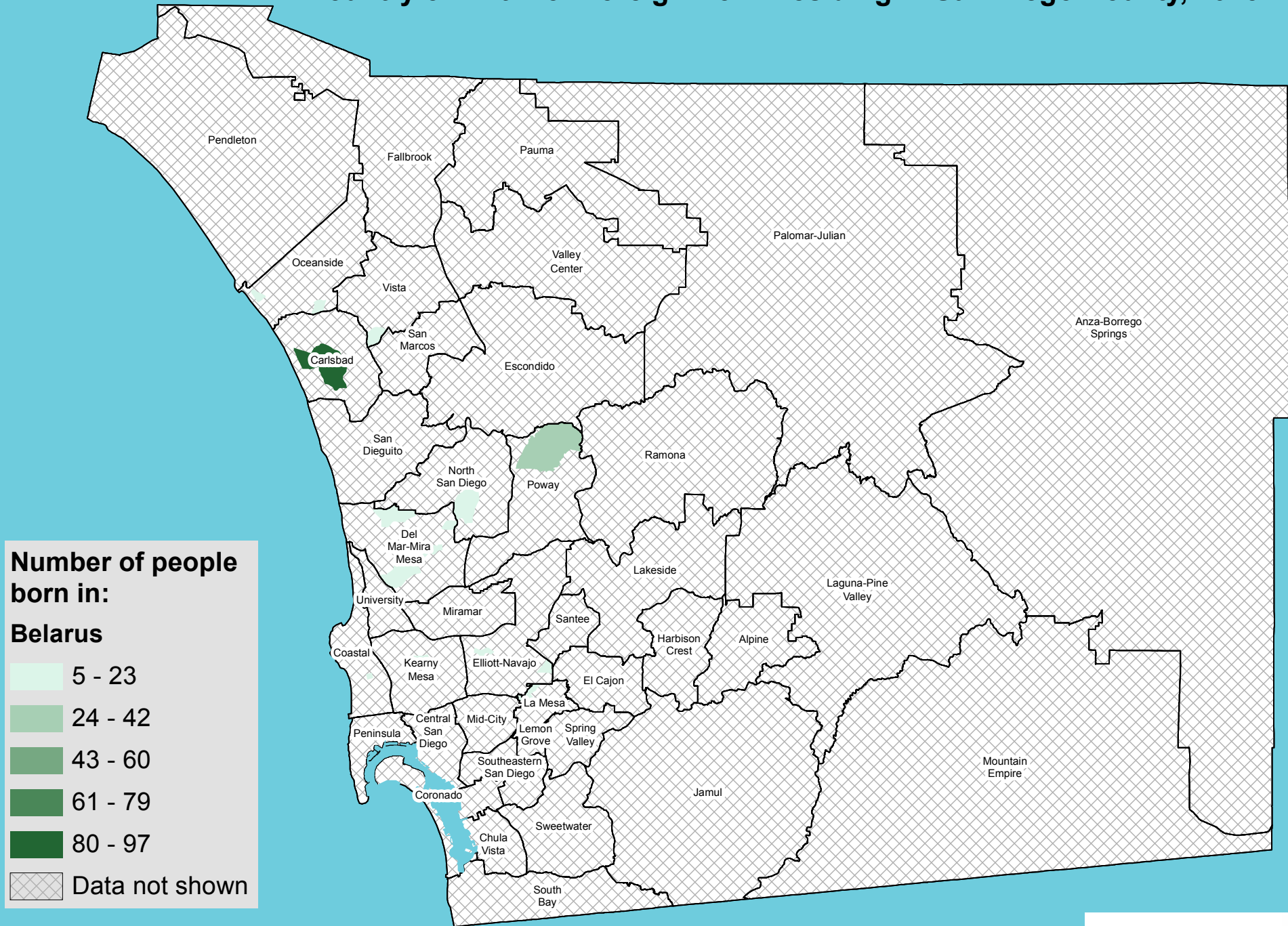
COUNTY OF SAN DIEGO  
**HHS**  
 HEALTH AND HUMAN SERVICES AGENCY

**LIVE WELL**  
 SAN DIEGO

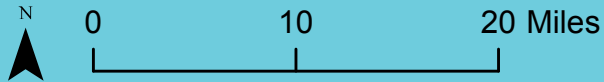
**SanGIS**  
 We Have San Diego Covered!





# Country of Birth for Foreign Born Residing in San Diego County, 2015

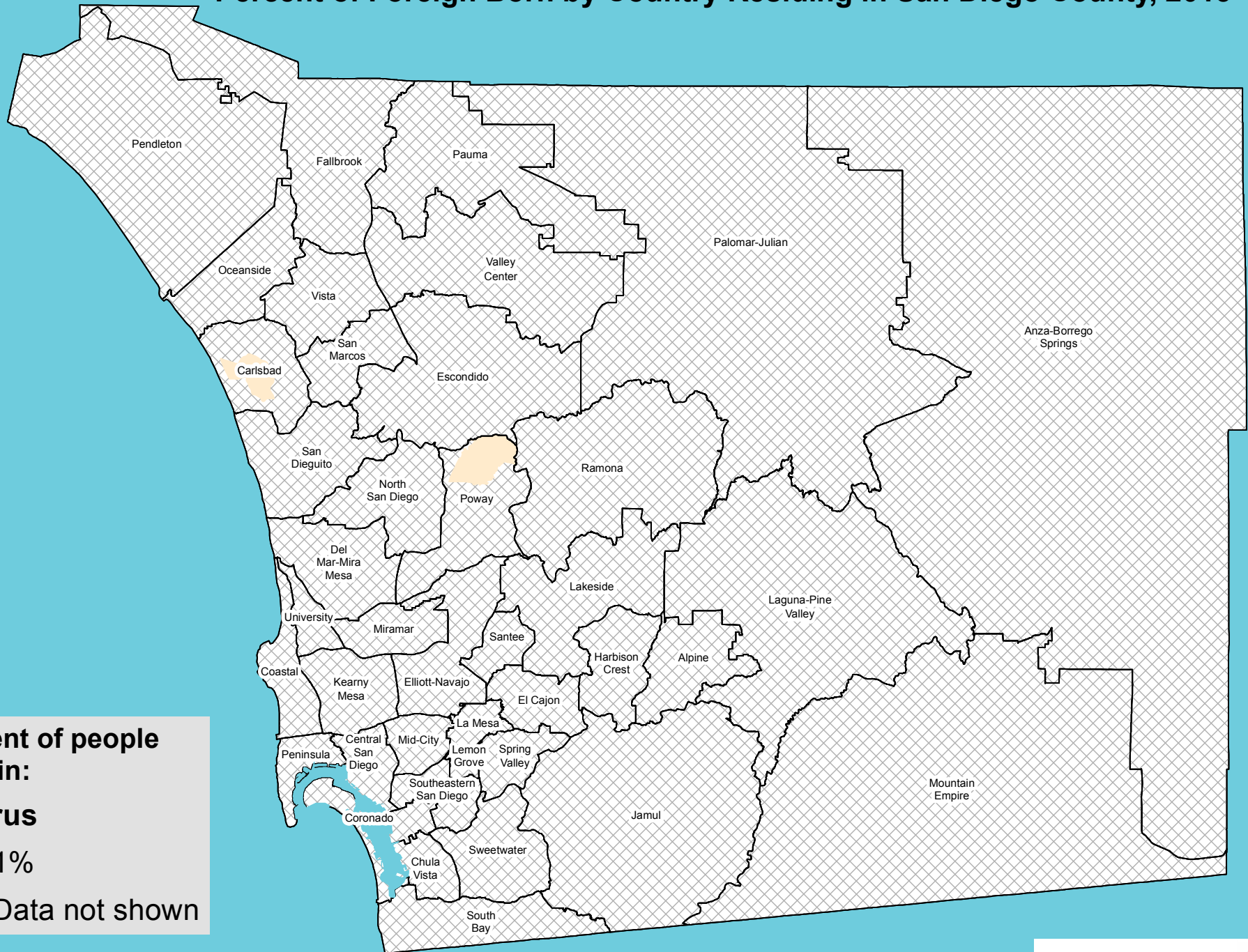


Maps/Analysis by County of San Diego, Community Health Statistics Unit.  
 Contact: Benjamin Schumacher or Leslie Ray, 619.285.6429  
 Source: ACS 5yr estimates, 2011-2015




# Percent of Foreign Born by Country Residing in San Diego County, 2015

**Percent of people born in:**  
**Belarus**  
 1%  
 Data not shown



Maps/Analysis by County of San Diego, Community Health Statistics Unit.  
 Contact: Benjamin Schumacher or Leslie Ray, 619.285.6429  
 Source: ACS 5yr estimates, 2011-2015



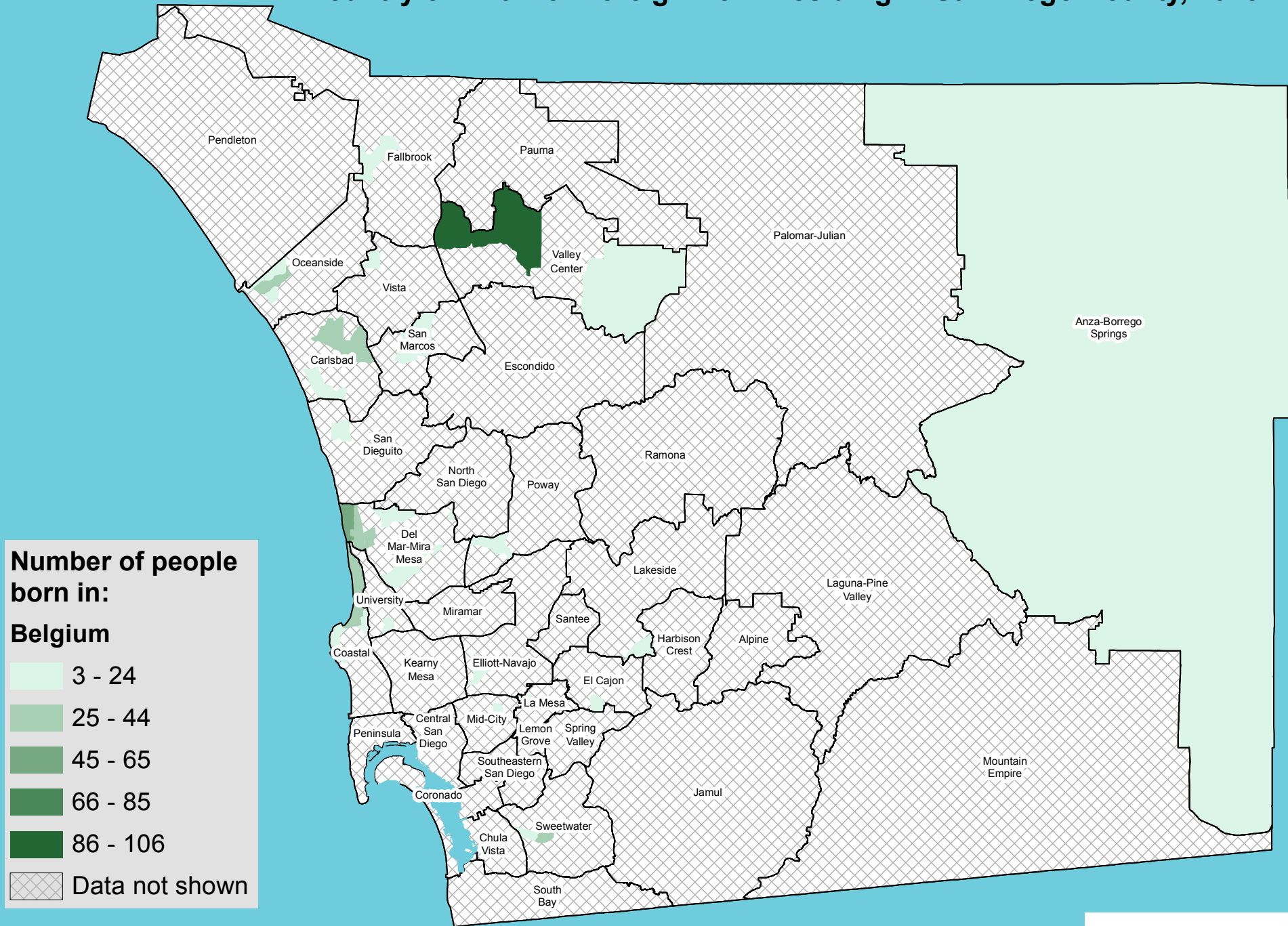
COUNTY OF SAN DIEGO  
**HHS**  
 HEALTH AND HUMAN SERVICES AGENCY

**LIVE WELL**  
 SAN DIEGO

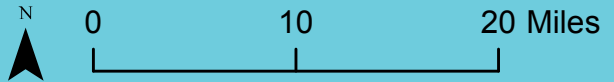
**SanGIS**  
 We Have San Diego Covered!

Product of the County of San Diego, Community Health Statistics Unit. The information on this map is derived from the 2011-2015 American Community Survey (ACS) 5-year estimates. Copyright 2015 by the County of San Diego. All rights reserved. The County of San Diego does not warrant the accuracy or completeness of the information provided. The County of San Diego is not responsible for any errors or omissions. The County of San Diego is not responsible for any damages, including consequential damages, arising from the use of this information. The County of San Diego is not responsible for any damages, including consequential damages, arising from the use of this information.

# Country of Birth for Foreign Born Residing in San Diego County, 2015



Maps/Analysis by County of San Diego, Community Health Statistics Unit.  
 Contact: Benjamin Schumacher or Leslie Ray, 619.285.6429  
 Source: ACS 5yr estimates, 2011-2015



COUNTY OF SAN DIEGO  
**HHS&A**  
 HEALTH AND HUMAN SERVICES AGENCY



**LIVE WELL**  
 SAN DIEGO

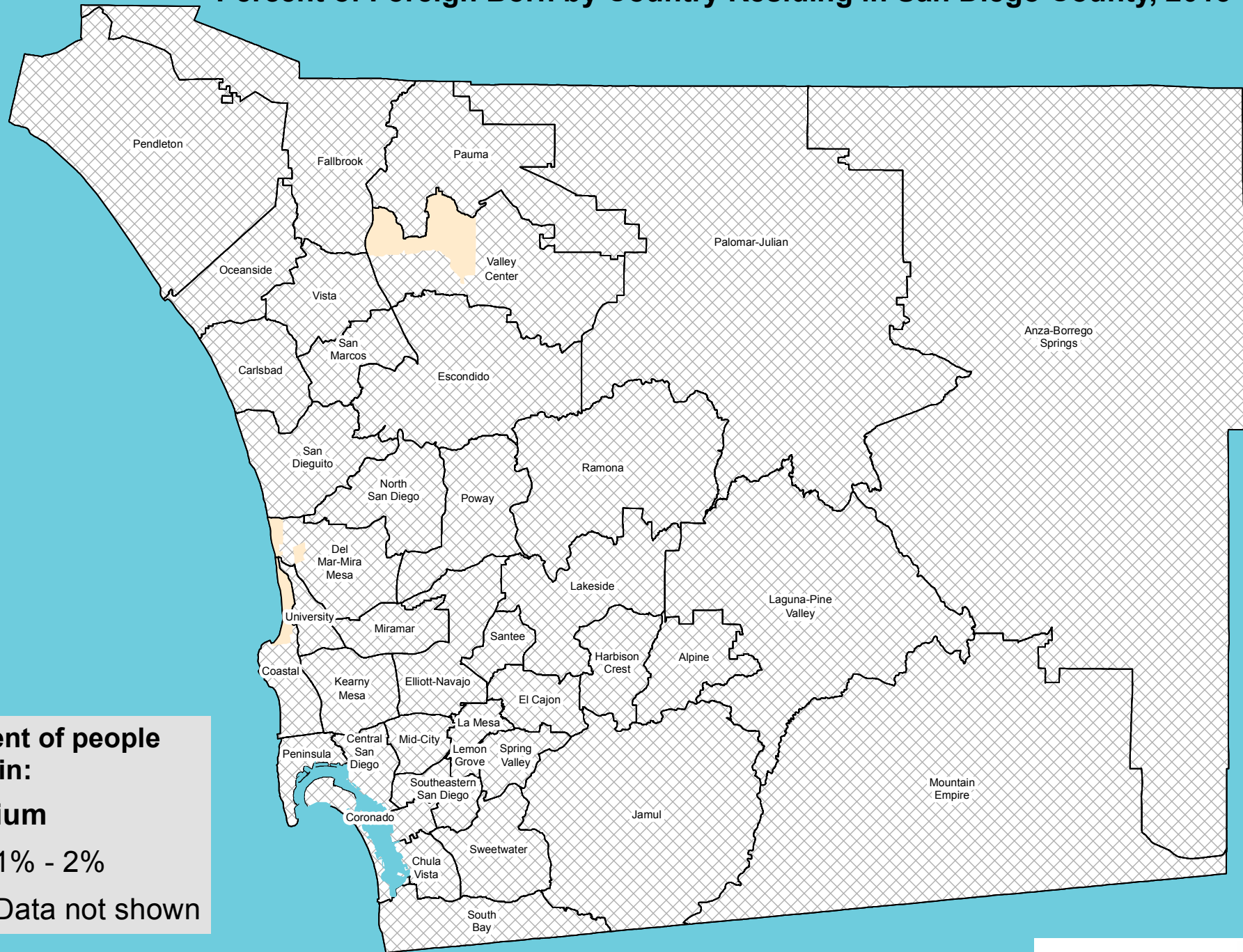
**SanGIS**  
 We Have San Diego Covered!

Product of the County of San Diego, Community Health Statistics Unit. The information on this map is derived from the 2011-2015 American Community Survey (ACS) 5-year estimates. Copyright 2015 by the County of San Diego. All rights reserved. This product is a service provided to the public by the County of San Diego. No warranty is made by the County of San Diego for any use of this product other than for the purposes intended. All persons are permitted to use this product for non-commercial purposes.

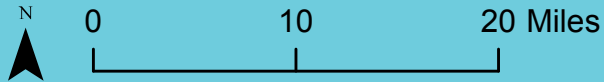


# Percent of Foreign Born by Country Residing in San Diego County, 2015

**Percent of people born in:**  
**Belgium**  
 1% - 2%  
 Data not shown



Maps/Analysis by County of San Diego, Community Health Statistics Unit.  
 Contact: Benjamin Schumacher or Leslie Ray, 619.285.6429  
 Source: ACS 5yr estimates, 2011-2015



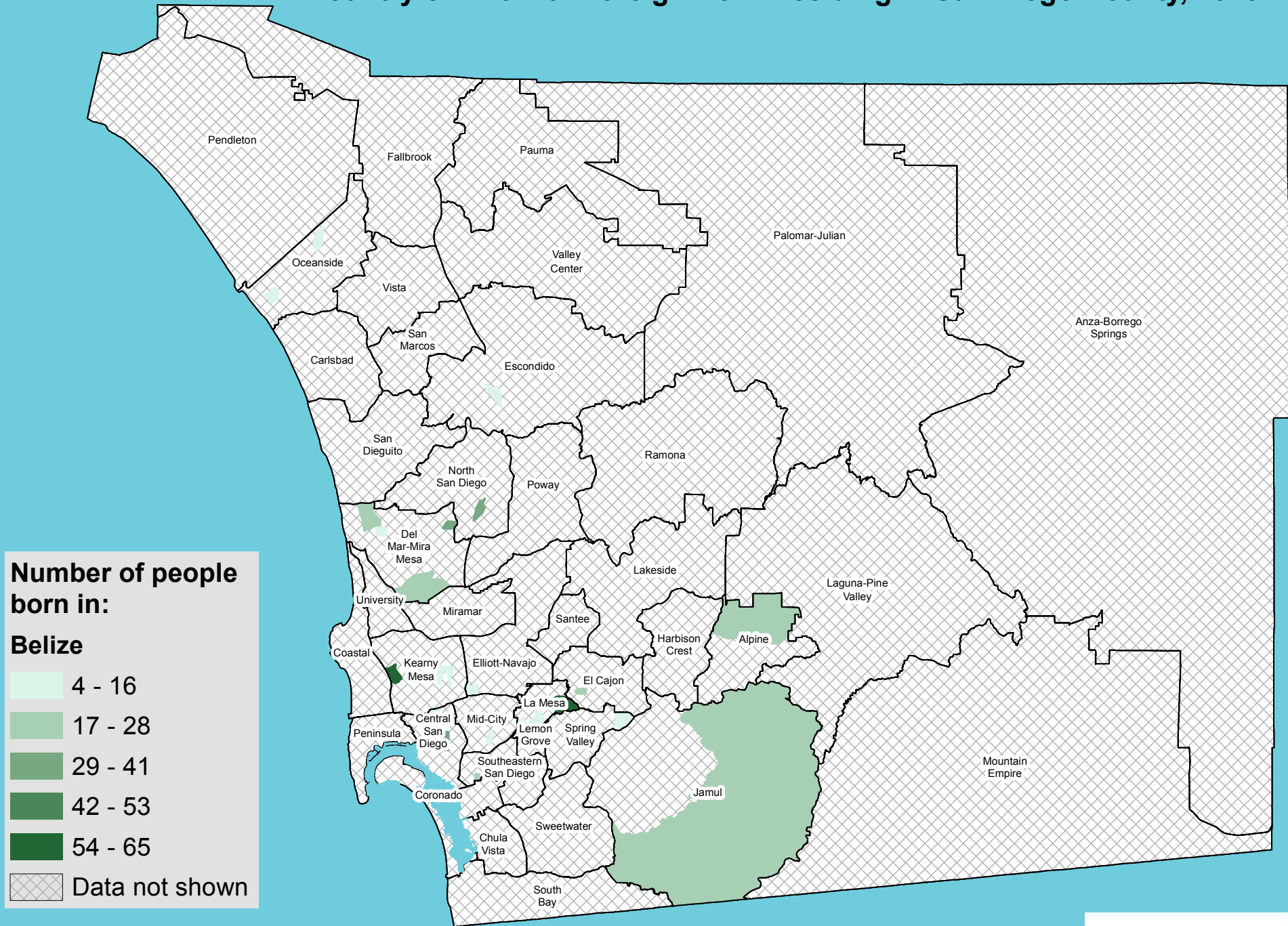
COUNTY OF SAN DIEGO  
**HHS**  
 HEALTH AND HUMAN SERVICES AGENCY

**LIVE WELL**  
 SAN DIEGO

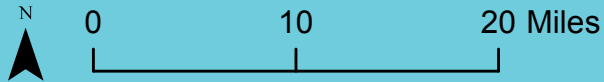
**SanGIS**  
 We Have San Diego Covered!

Product of SanGIS, a web-based geographic information system (GIS) that provides a platform for the County of San Diego's GIS data. The system is designed to be user-friendly and accessible to all County employees. It is a web-based system that allows users to view and interact with GIS data from any location. The system is designed to be secure and reliable. It is a web-based system that allows users to view and interact with GIS data from any location. It is a web-based system that allows users to view and interact with GIS data from any location.

# Country of Birth for Foreign Born Residing in San Diego County, 2015



Maps/Analysis by County of San Diego, Community Health Statistics Unit.  
 Contact: Benjamin Schumacher or Leslie Ray, 619.285.6429  
 Source: ACS 5yr estimates, 2011-2015



COUNTY OF SAN DIEGO  
**HHS**  
 HEALTH AND HUMAN SERVICES AGENCY

**LIVE WELL**  
 SAN DIEGO

**SanGIS**  
 We Have San Diego Covered!

Product of the County of San Diego, Community Health Statistics Unit. The information on this map is derived from the 2011-2015 American Community Survey (ACS) 5-year estimates. The information is provided for informational purposes only. The information is not intended to be used for any other purpose. The information is not intended to be used for any other purpose. The information is not intended to be used for any other purpose.

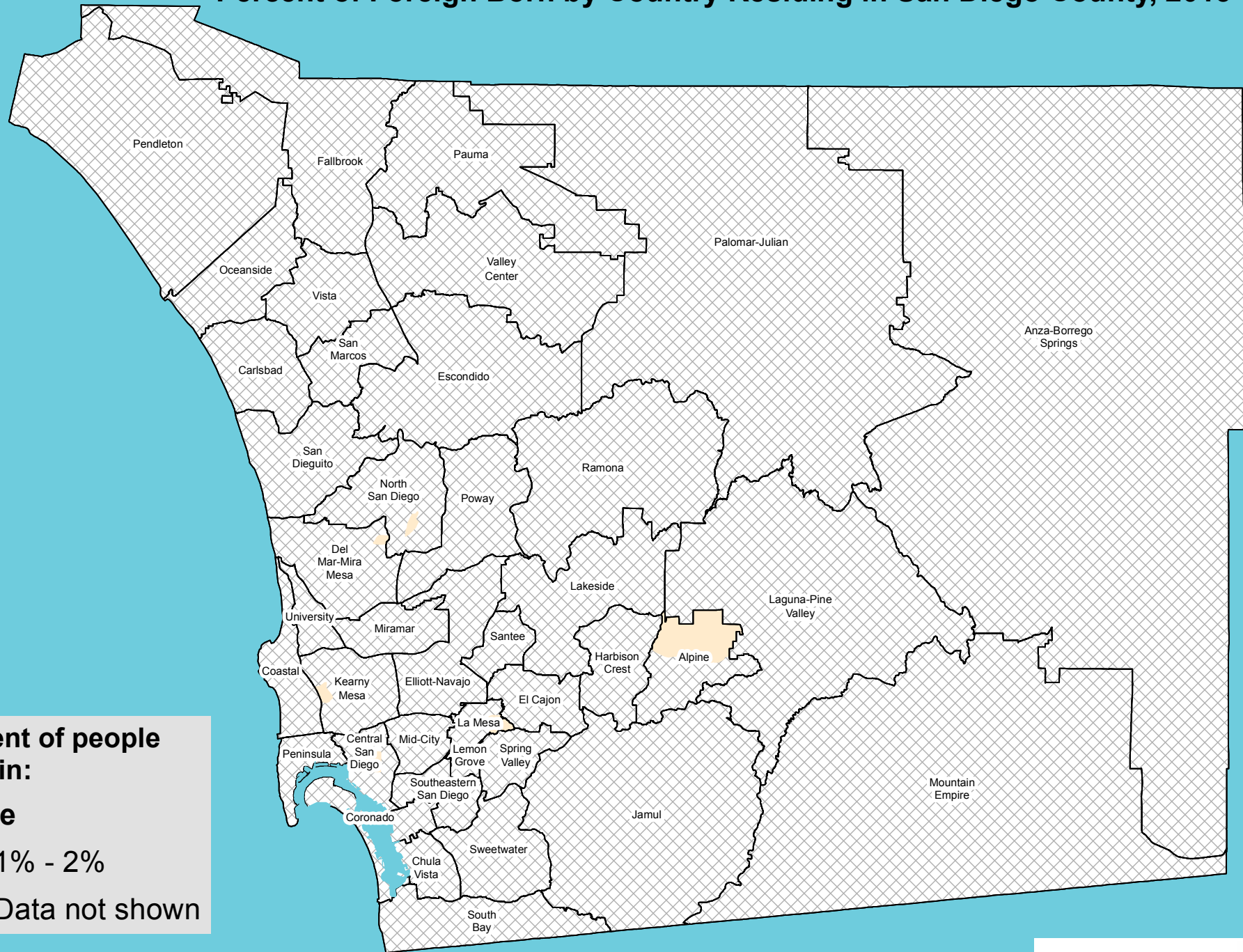
# Percent of Foreign Born by Country Residing in San Diego County, 2015

**Percent of people born in:**

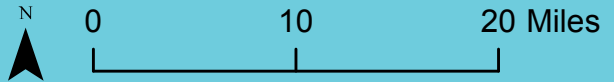
**Belize**

1% - 2%

Data not shown



Maps/Analysis by County of San Diego, Community Health Statistics Unit.  
 Contact: Benjamin Schumacher or Leslie Ray, 619.285.6429  
 Source: ACS 5yr estimates, 2011-2015



COUNTY OF SAN DIEGO  
**HHS**  
 HEALTH AND HUMAN SERVICES AGENCY

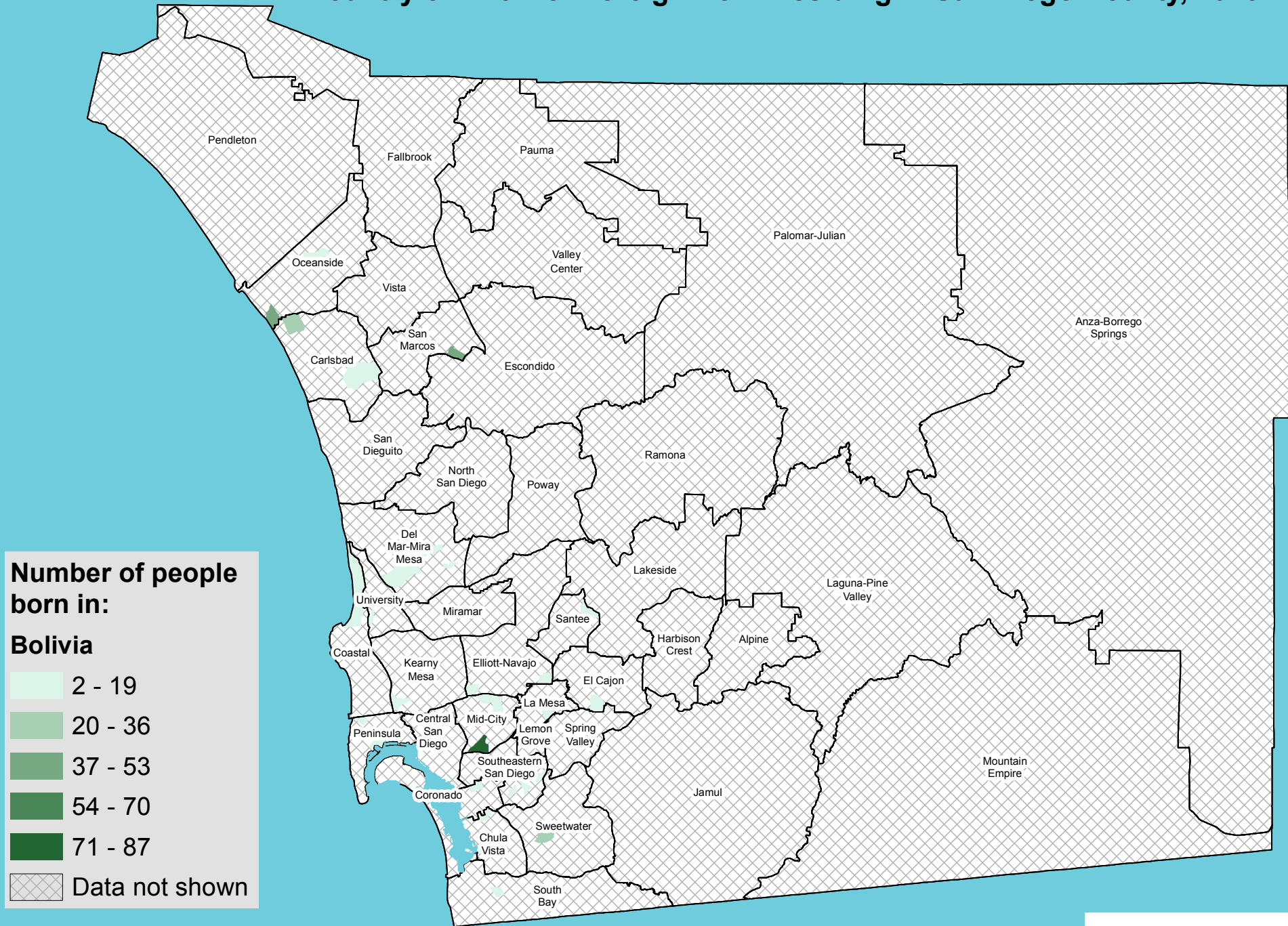
**LIVE WELL**  
 SAN DIEGO

**SanGIS**  
 We Have San Diego Covered!

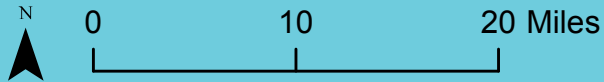
Product of SanGIS, a web-based geographic information system (GIS) that provides a secure, user-friendly environment for accessing and analyzing spatial data. The system is designed to support the County's mission to provide high-quality services to its residents. For more information, please contact the SanGIS Help Desk at 619.491.1234. Copyright 2015 by the County of San Diego. All rights reserved. The County of San Diego is an Equal Opportunity Employer. M/F/V/D.



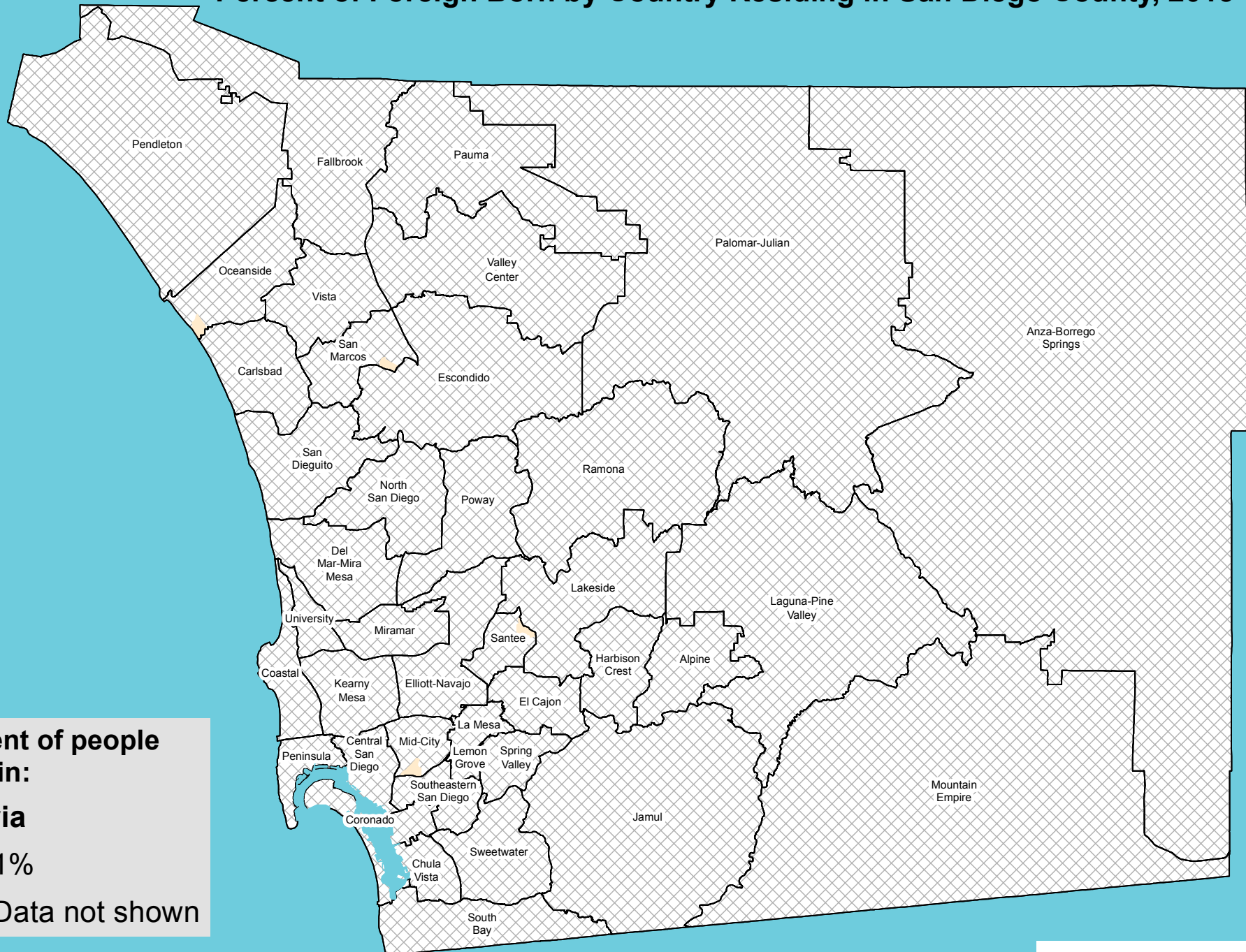
# Country of Birth for Foreign Born Residing in San Diego County, 2015



Maps/Analysis by County of San Diego, Community Health Statistics Unit.  
 Contact: Benjamin Schumacher or Leslie Ray, 619.285.6429  
 Source: ACS 5yr estimates, 2011-2015




# Percent of Foreign Born by Country Residing in San Diego County, 2015



**Percent of people born in:**  
**Bolivia**


 1%

 Data not shown

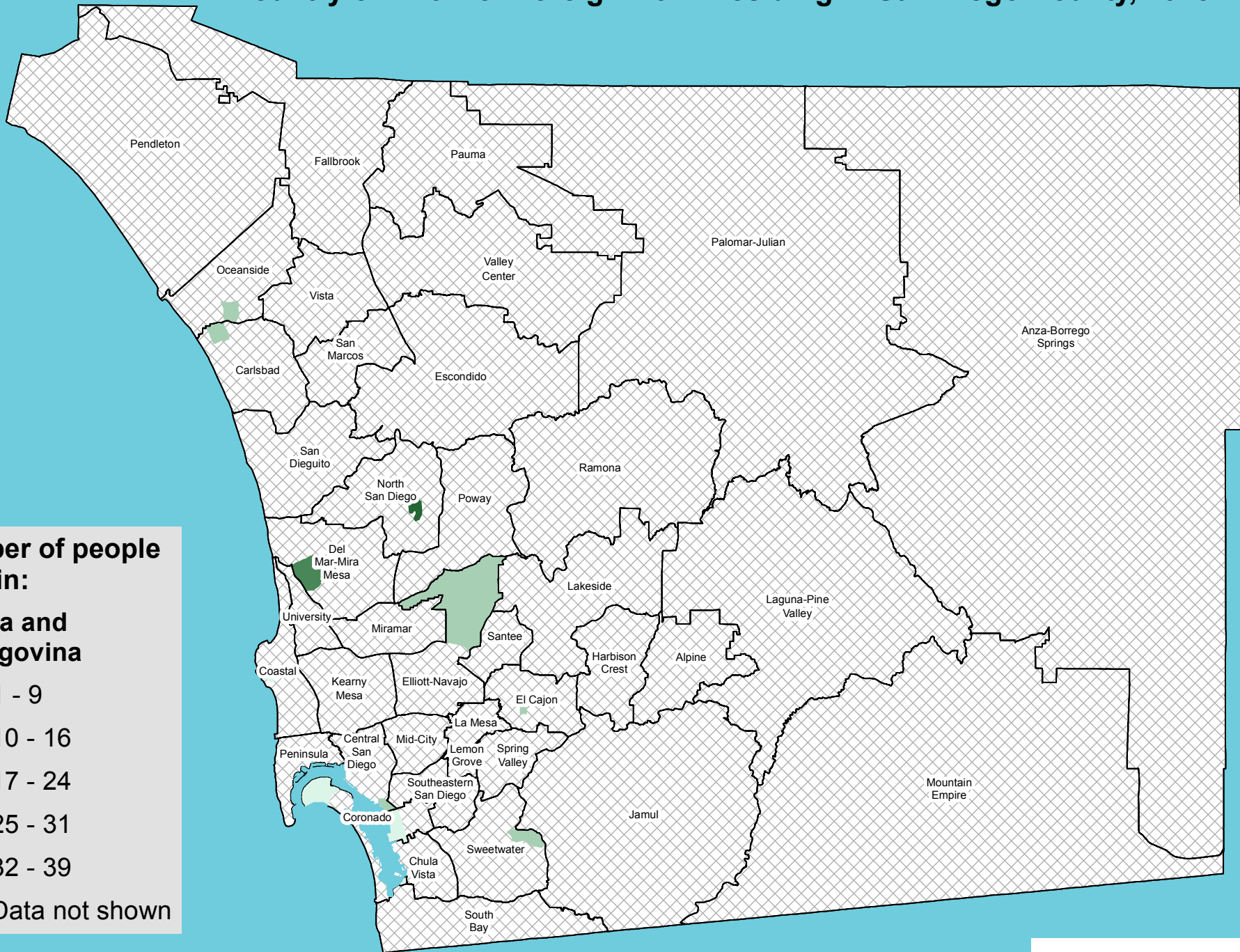
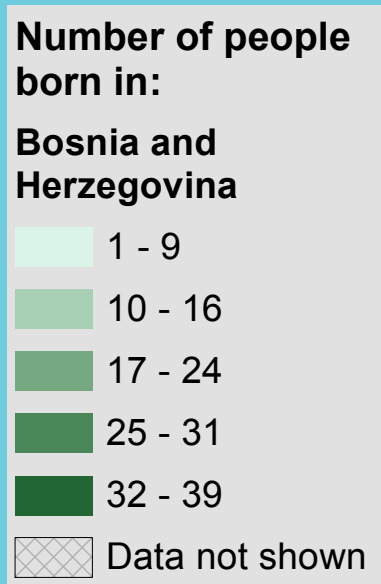
Maps/Analysis by County of San Diego, Community Health Statistics Unit.

Contact: Benjamin Schumacher or Leslie Ray, 619.285.6429

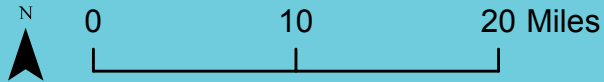
Source: ACS 5yr estimates, 2011-2015



# Country of Birth for Foreign Born Residing in San Diego County, 2015





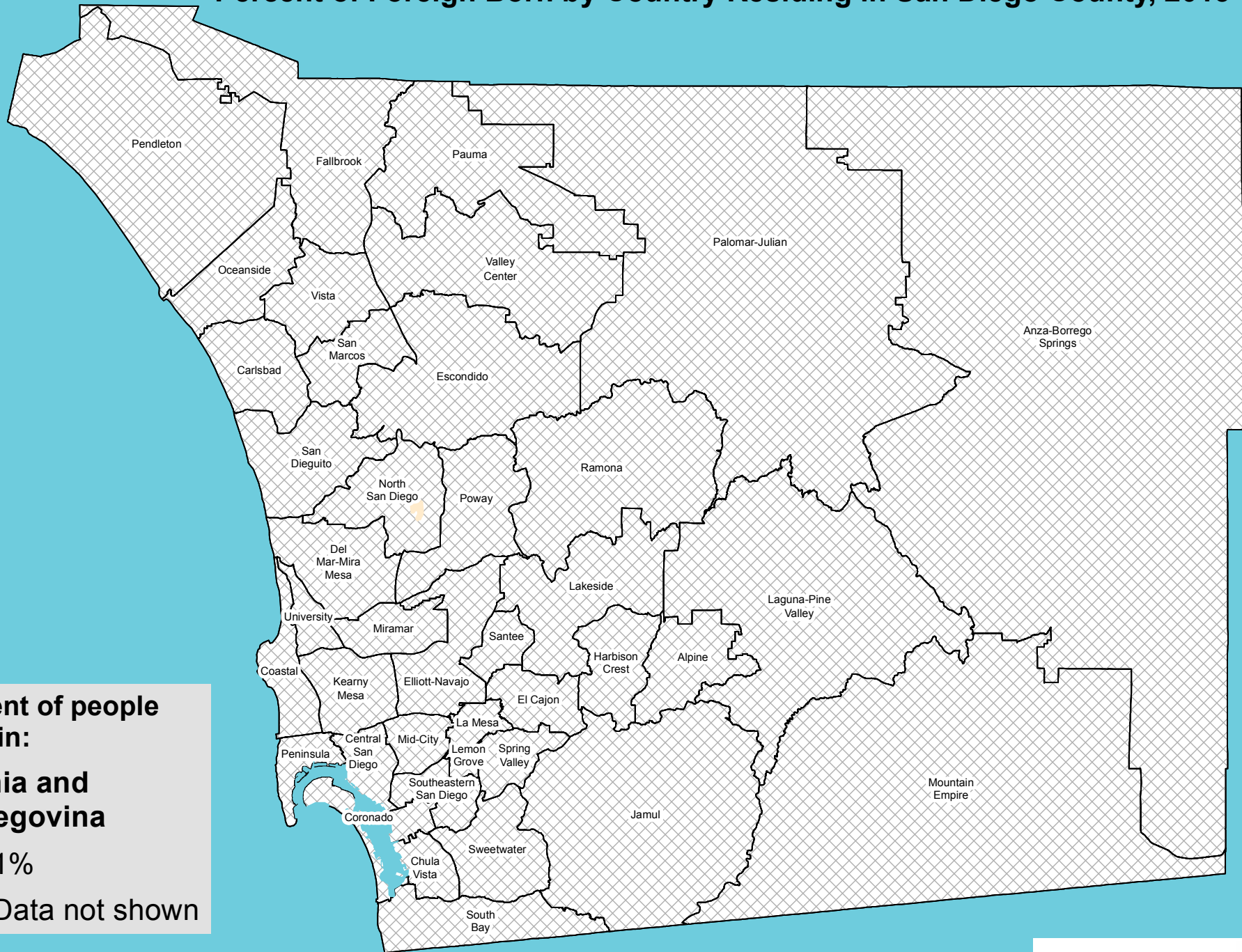
Maps/Analysis by County of San Diego, Community Health Statistics Unit.  
 Contact: Benjamin Schumacher or Leslie Ray, 619.285.6429  
 Source: ACS 5yr estimates, 2011-2015



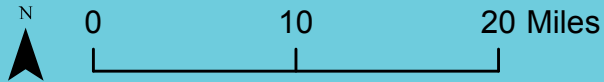


# Percent of Foreign Born by Country Residing in San Diego County, 2015

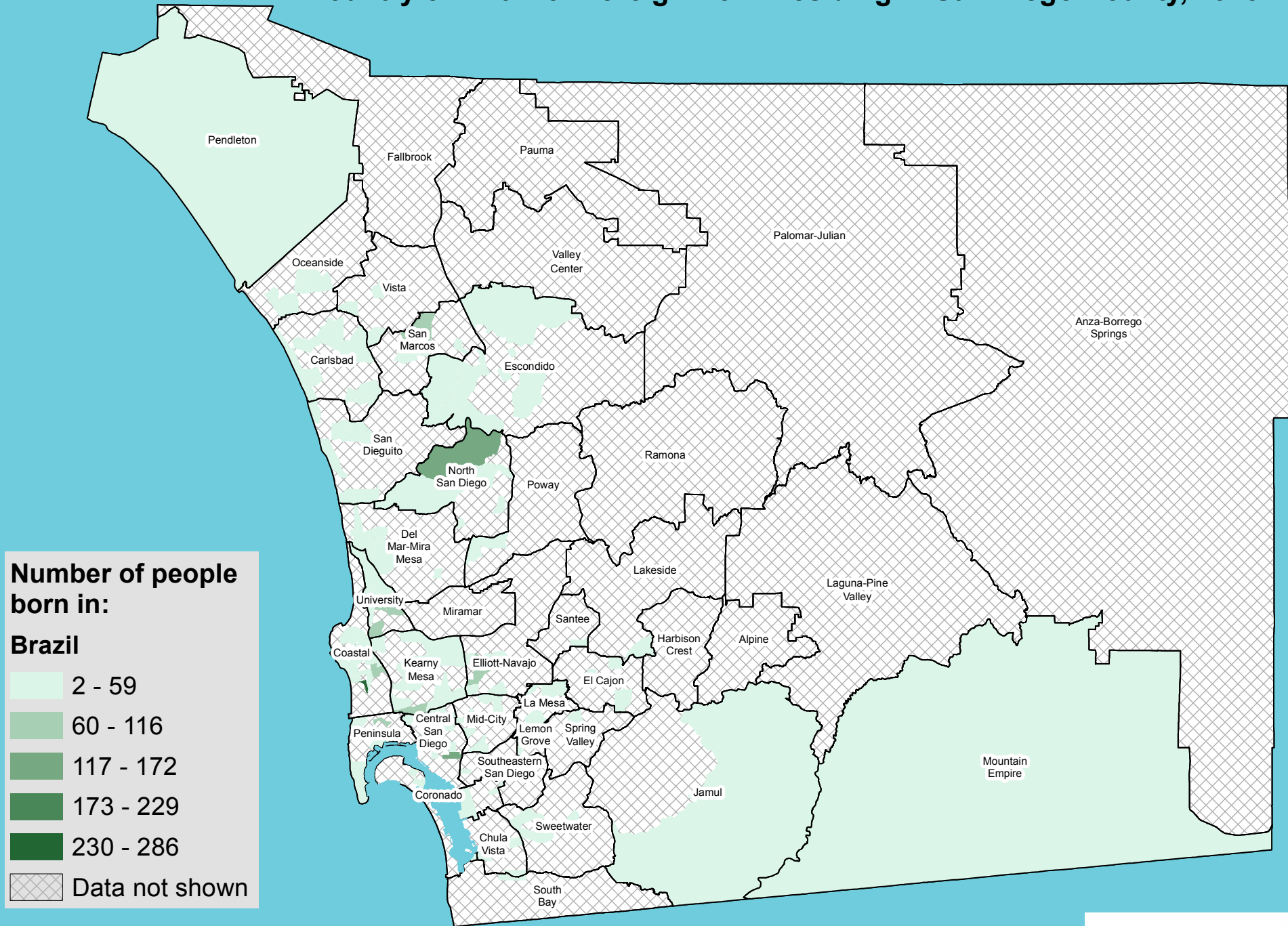
**Percent of people born in:**  
**Bosnia and Herzegovina**  
 1%  
 Data not shown



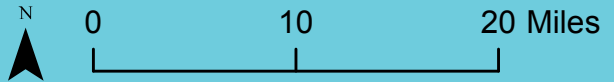
Maps/Analysis by County of San Diego, Community Health Statistics Unit.  
 Contact: Benjamin Schumacher or Leslie Ray, 619.285.6429  
 Source: ACS 5yr estimates, 2011-2015



# Country of Birth for Foreign Born Residing in San Diego County, 2015



Maps/Analysis by County of San Diego, Community Health Statistics Unit.  
 Contact: Benjamin Schumacher or Leslie Ray, 619.285.6429  
 Source: ACS 5yr estimates, 2011-2015



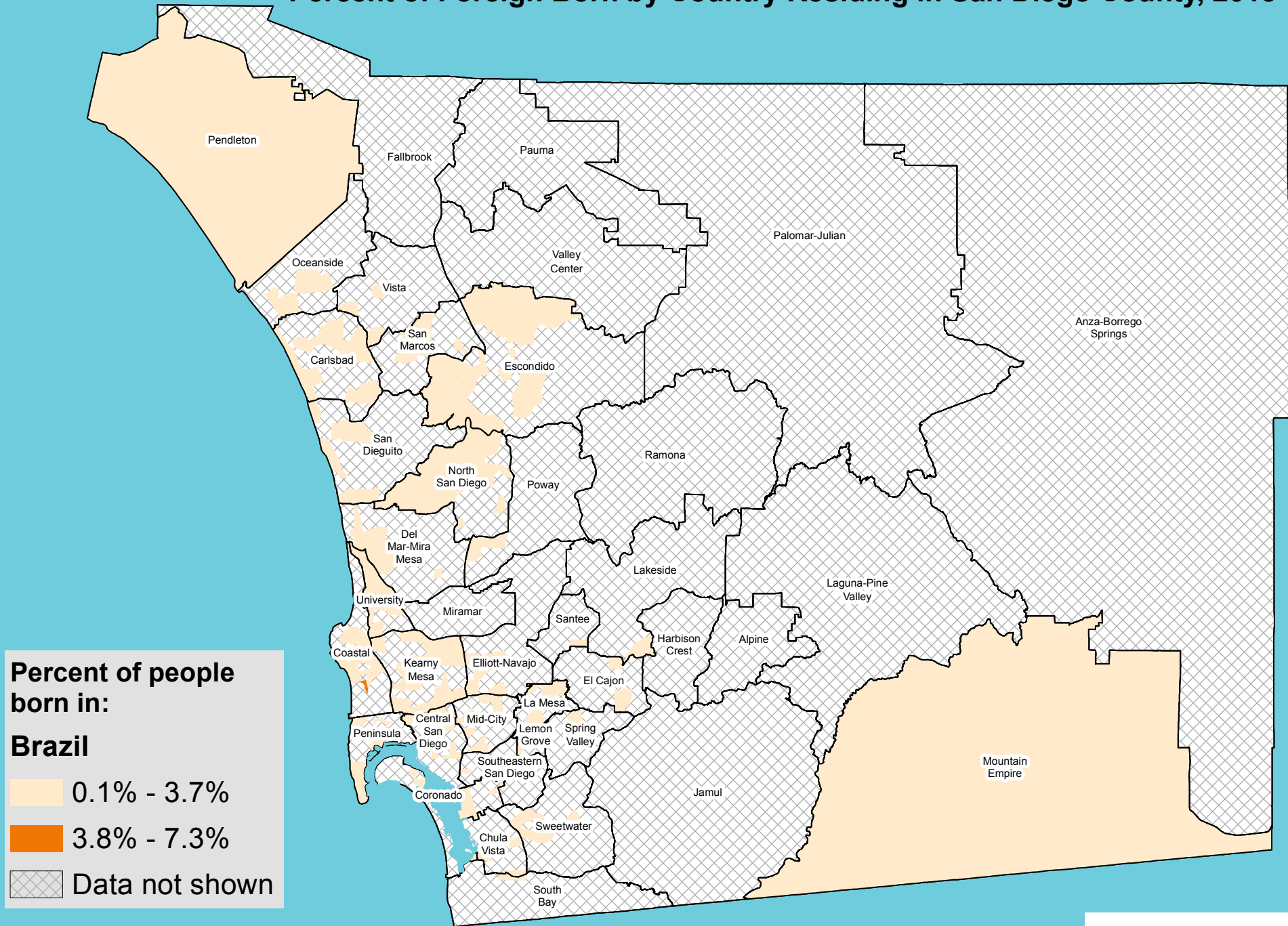
COUNTY OF SAN DIEGO  
**HHS**  
 HEALTH AND HUMAN SERVICES AGENCY

**LIVE WELL**  
 SAN DIEGO

**SanGIS**  
 We Have San Diego Covered!

Product of the County of San Diego, Community Health Statistics Unit. The information on this map is derived from the 2011-2015 American Community Survey (ACS) 5-year estimates. The data is presented as a general overview and is not intended to be used for individual cases. The information is provided for informational purposes only. The County of San Diego is not responsible for any errors or omissions in this information. © 2015 County of San Diego, Community Health Statistics Unit.

# Percent of Foreign Born by Country Residing in San Diego County, 2015

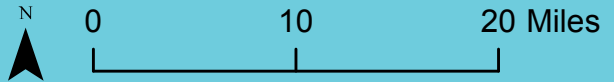


**Percent of people born in:**

**Brazil**

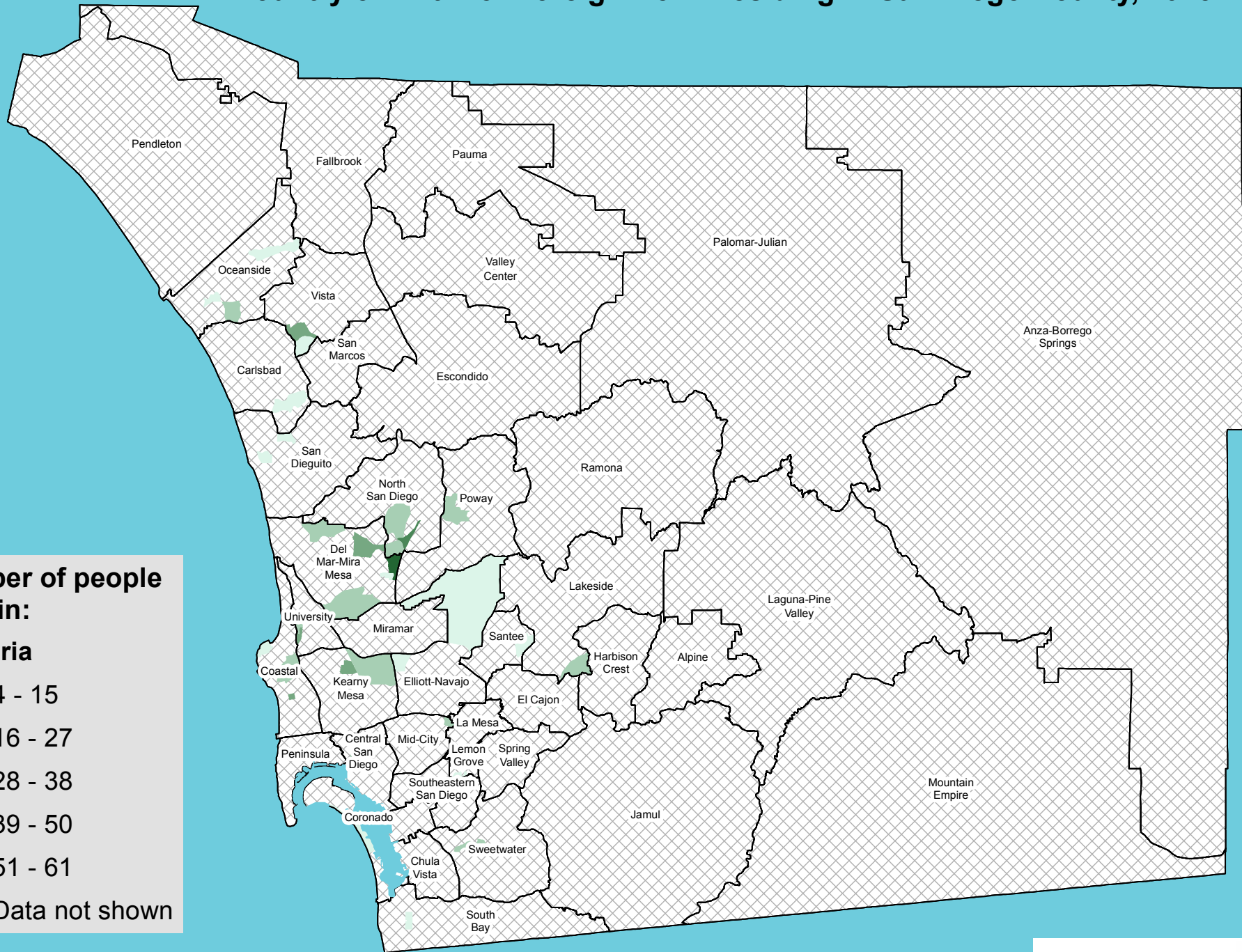
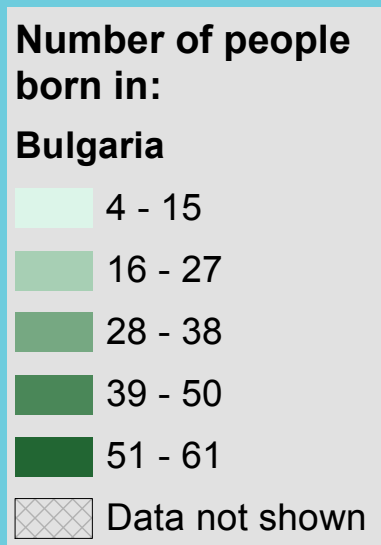
- 0.1% - 3.7%
- 3.8% - 7.3%
- Data not shown

Maps/Analysis by County of San Diego, Community Health Statistics Unit.  
 Contact: Benjamin Schumacher or Leslie Ray, 619.285.6429  
 Source: ACS 5yr estimates, 2011-2015

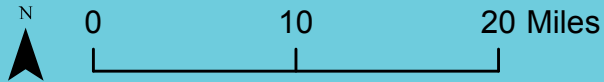




# Country of Birth for Foreign Born Residing in San Diego County, 2015



Maps/Analysis by County of San Diego, Community Health Statistics Unit.  
 Contact: Benjamin Schumacher or Leslie Ray, 619.285.6429  
 Source: ACS 5yr estimates, 2011-2015





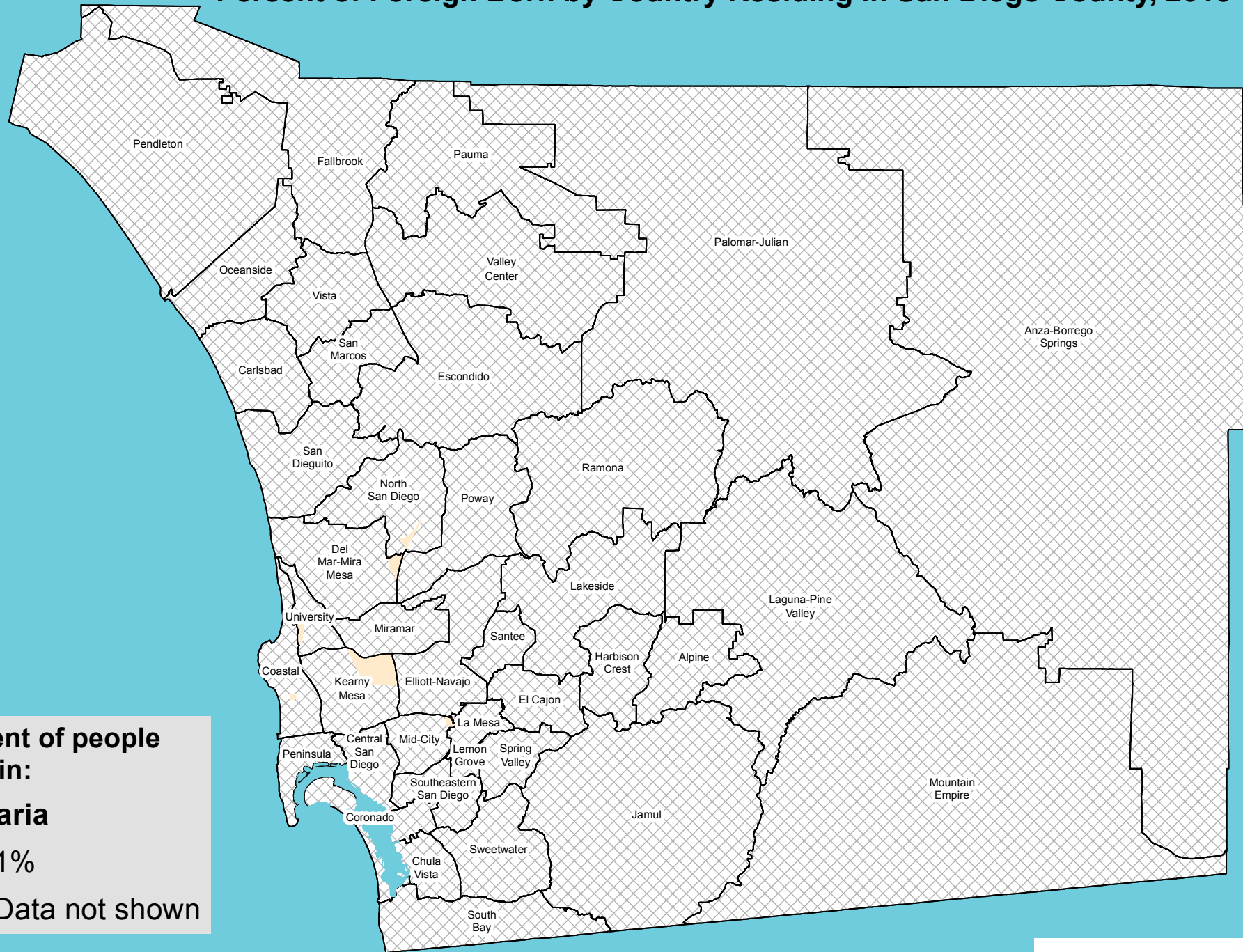
COUNTY OF SAN DIEGO  
**HHS**  
 HEALTH AND HUMAN SERVICES AGENCY

LIVE WELL  
 SAN DIEGO

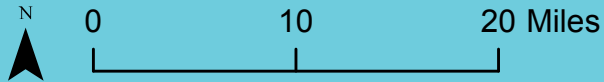
**SanGIS**  
 We Have San Diego Covered!

# Percent of Foreign Born by Country Residing in San Diego County, 2015

**Percent of people born in:**  
**Bulgaria**  
 1%  
 Data not shown



Maps/Analysis by County of San Diego, Community Health Statistics Unit.  
 Contact: Benjamin Schumacher or Leslie Ray, 619.285.6429  
 Source: ACS 5yr estimates, 2011-2015

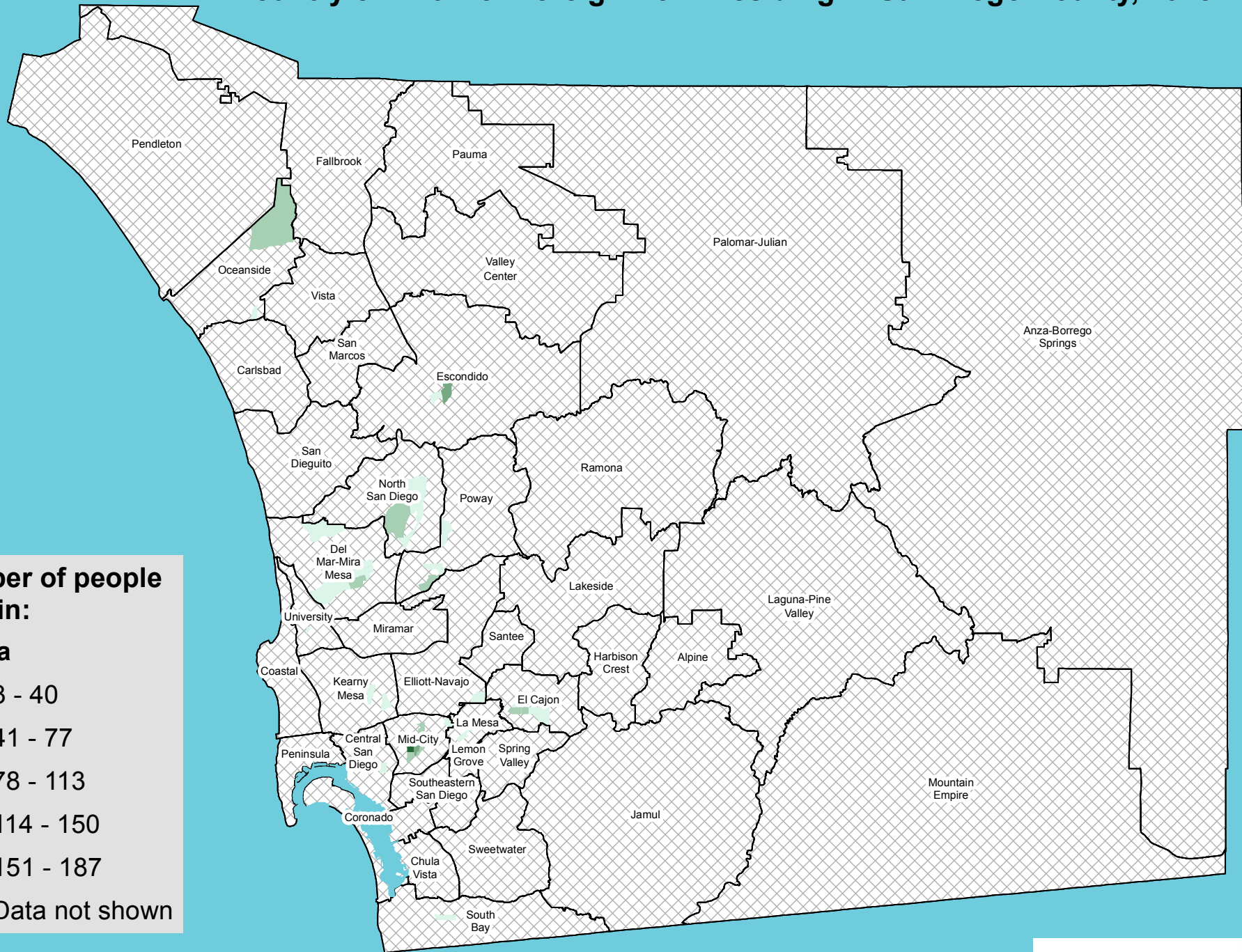
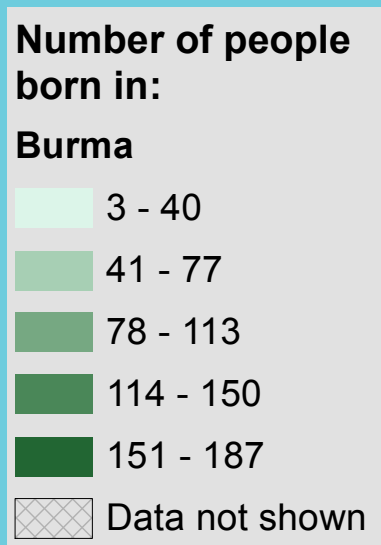


COUNTY OF SAN DIEGO  
**HHS**  
 HEALTH AND HUMAN SERVICES AGENCY

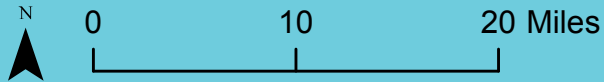
**LIVE WELL**  
 SAN DIEGO

**SanGIS**  
 We Have San Diego Covered!

# Country of Birth for Foreign Born Residing in San Diego County, 2015

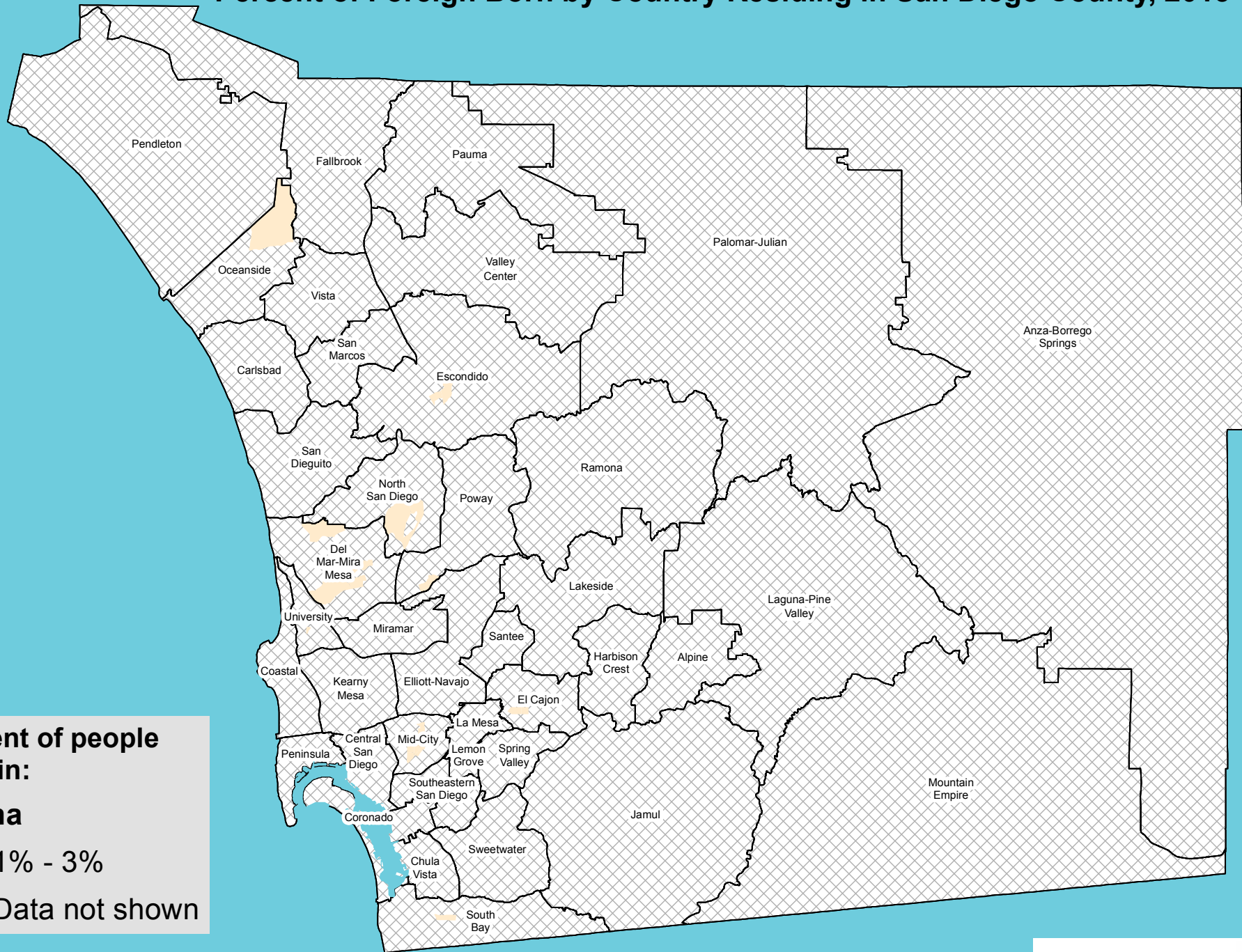


Maps/Analysis by County of San Diego, Community Health Statistics Unit.  
 Contact: Benjamin Schumacher or Leslie Ray, 619.285.6429  
 Source: ACS 5yr estimates, 2011-2015







# Percent of Foreign Born by Country Residing in San Diego County, 2015



**Percent of people born in:**

**Burma**


 1% - 3%

 Data not shown

Maps/Analysis by County of San Diego, Community Health Statistics Unit.

Contact: Benjamin Schumacher or Leslie Ray, 619.285.6429

Source: ACS 5yr estimates, 2011-2015

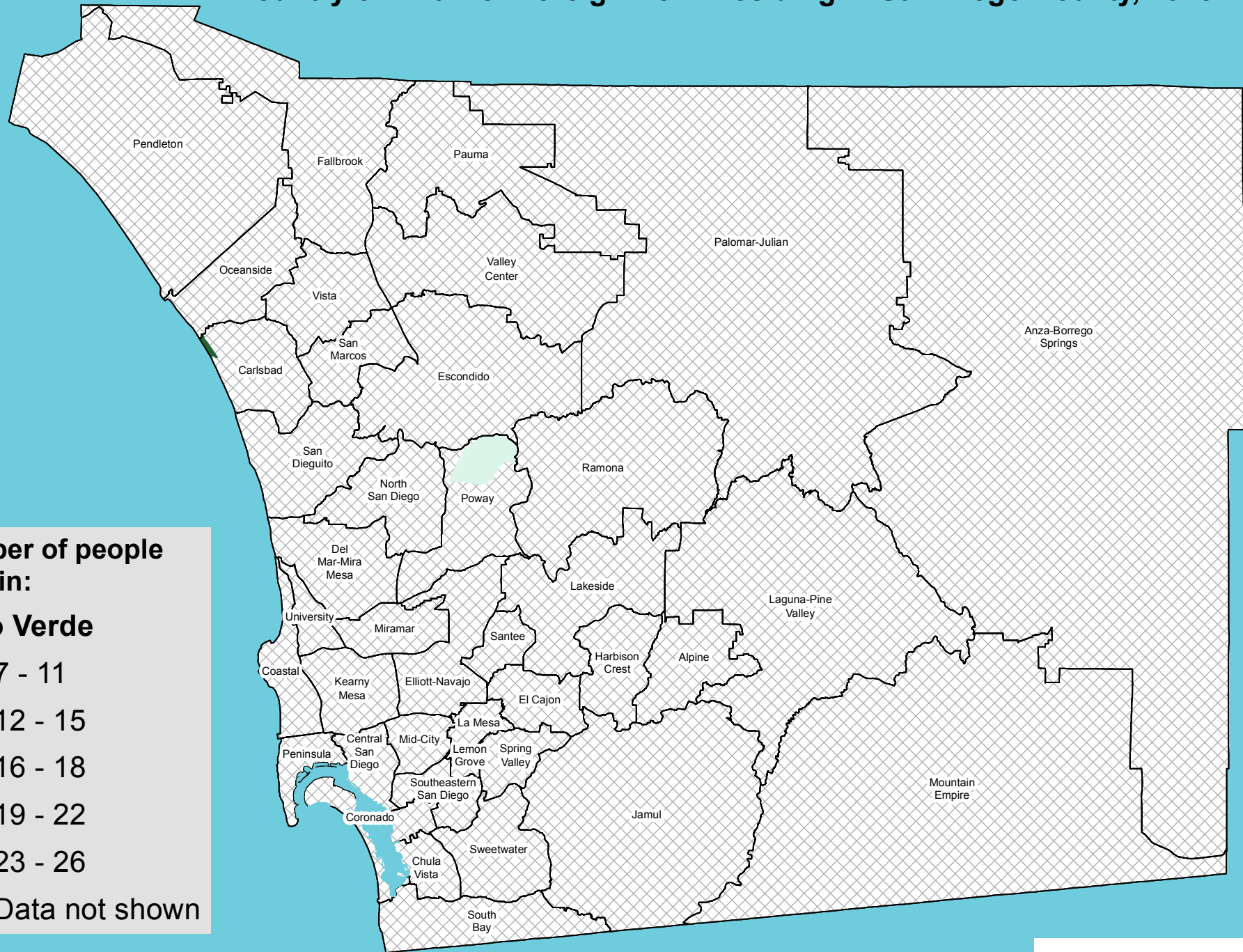


# Country of Birth for Foreign Born Residing in San Diego County, 2015

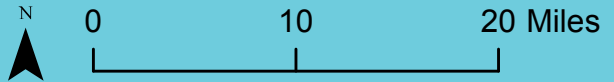
**Number of people born in:**

**Cabo Verde**

- 7 - 11
- 12 - 15
- 16 - 18
- 19 - 22
- 23 - 26
- Data not shown



Maps/Analysis by County of San Diego, Community Health Statistics Unit.  
 Contact: Benjamin Schumacher or Leslie Ray, 619.285.6429  
 Source: ACS 5yr estimates, 2011-2015





COUNTY OF SAN DIEGO  
**HHS&A**  
 HEALTH AND HUMAN SERVICES AGENCY

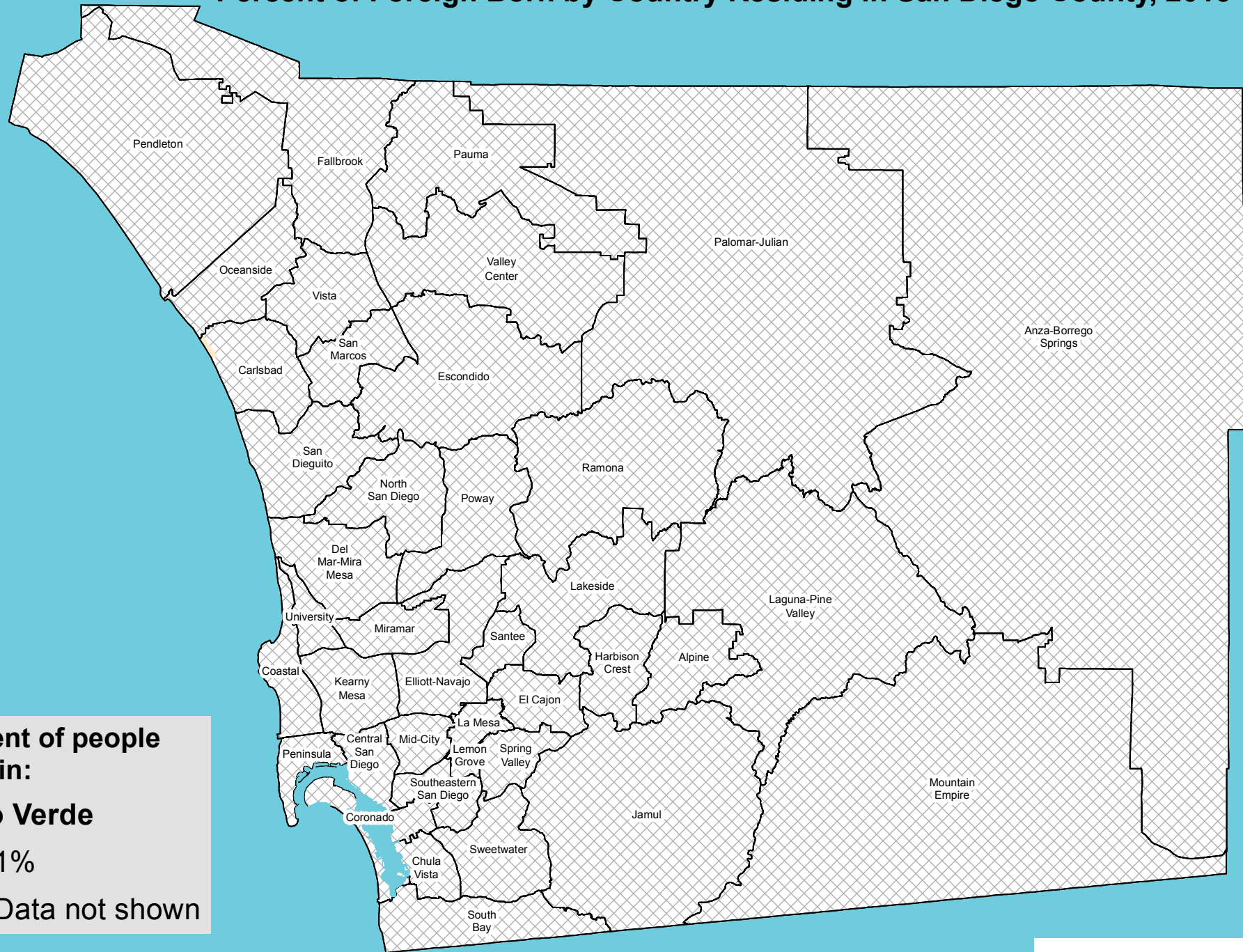
**LIVE WELL**  
 SAN DIEGO

**SanGIS**  
 We Have San Diego Covered!

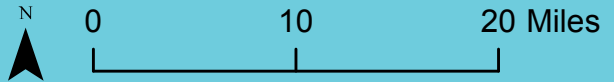
Product of Geographic Information Systems (GIS) and other data. The information on this map is derived from the SanGIS system. It is not intended to be used for navigation or other purposes. The County of San Diego is not responsible for any errors or omissions in this information. © 2015 SanGIS. All rights reserved.

# Percent of Foreign Born by Country Residing in San Diego County, 2015

**Percent of people born in:**  
**Cabo Verde**  
 1%  
 Data not shown

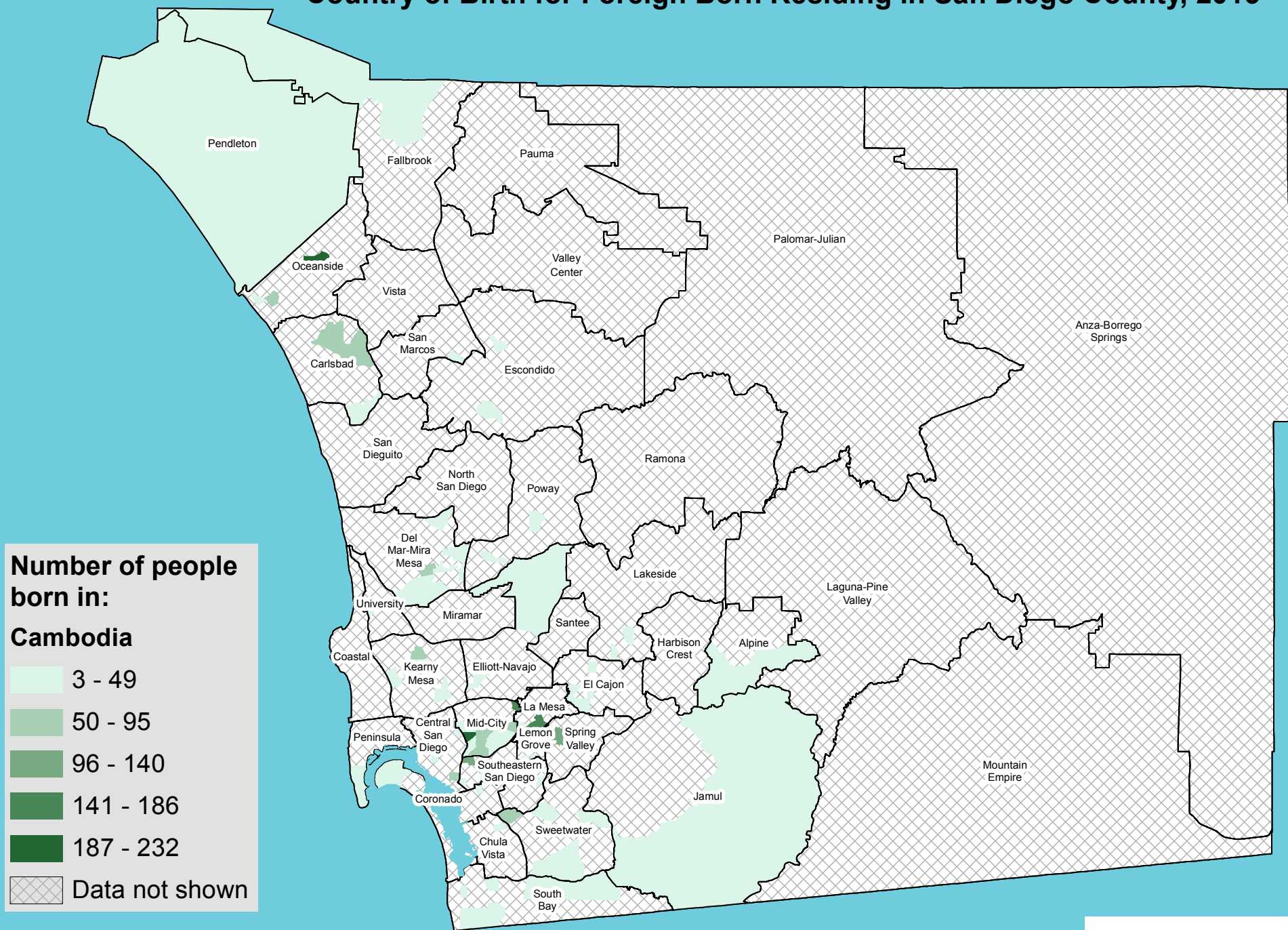


Maps/Analysis by County of San Diego, Community Health Statistics Unit.  
 Contact: Benjamin Schumacher or Leslie Ray, 619.285.6429  
 Source: ACS 5yr estimates, 2011-2015





# Country of Birth for Foreign Born Residing in San Diego County, 2015

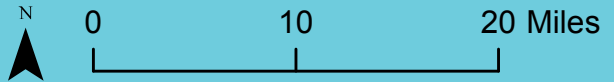


**Number of people born in:**

**Cambodia**

- 3 - 49
- 50 - 95
- 96 - 140
- 141 - 186
- 187 - 232
- Data not shown

Maps/Analysis by County of San Diego, Community Health Statistics Unit.  
 Contact: Benjamin Schumacher or Leslie Ray, 619.285.6429  
 Source: ACS 5yr estimates, 2011-2015



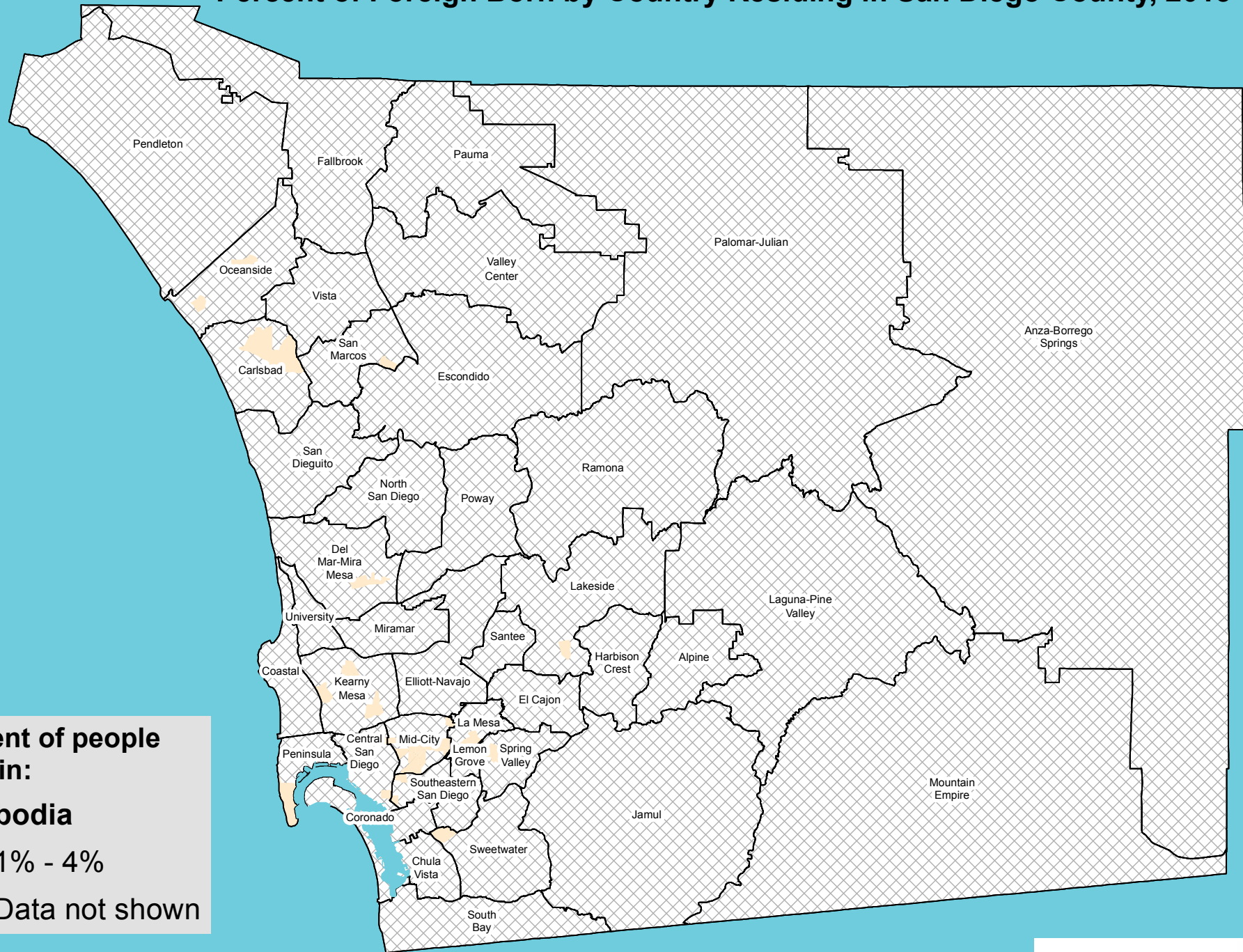
# Percent of Foreign Born by Country Residing in San Diego County, 2015

**Percent of people born in:**

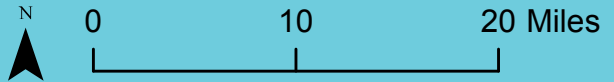
**Cambodia**

1% - 4%

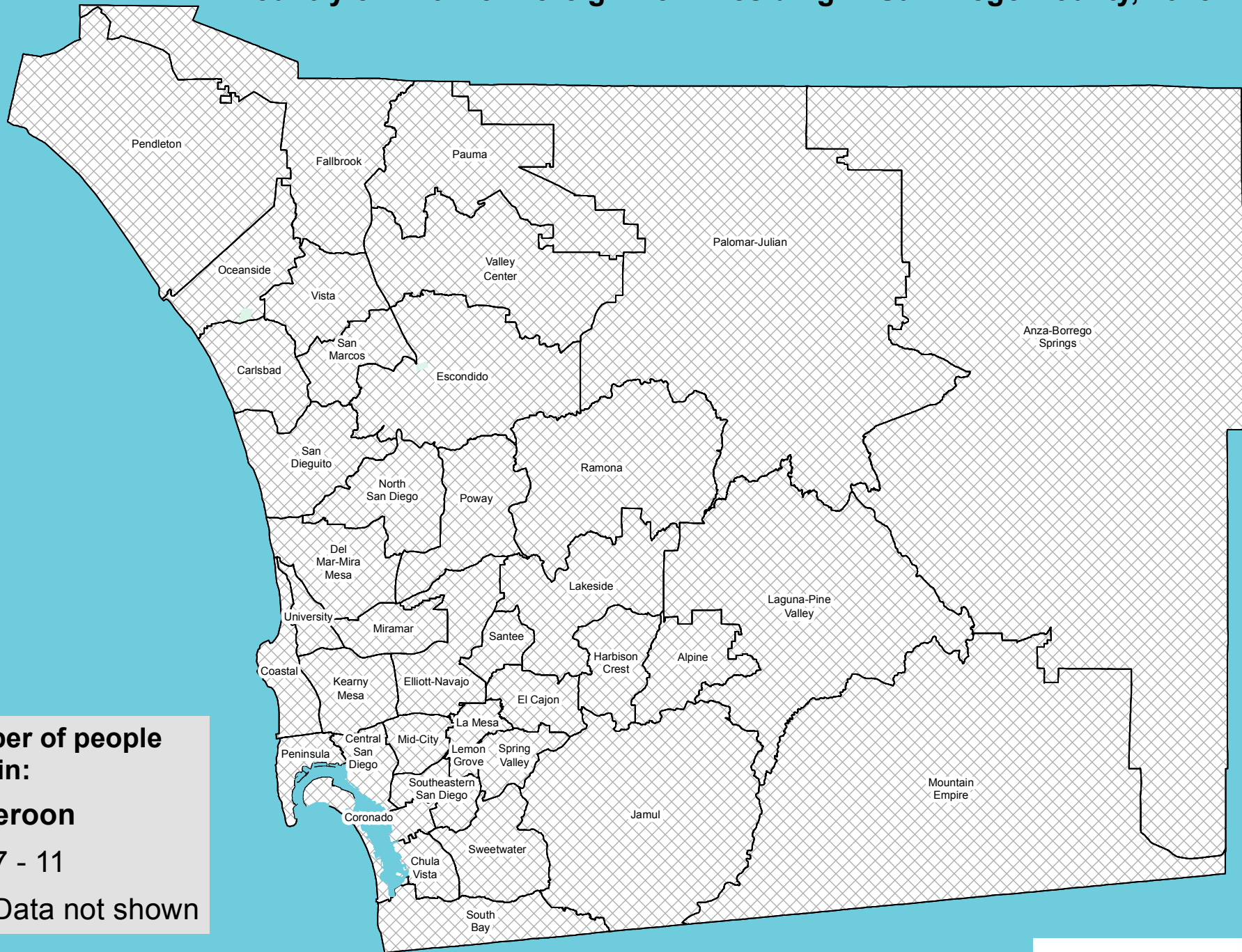
Data not shown



Maps/Analysis by County of San Diego, Community Health Statistics Unit.  
 Contact: Benjamin Schumacher or Leslie Ray, 619.285.6429  
 Source: ACS 5yr estimates, 2011-2015



# Country of Birth for Foreign Born Residing in San Diego County, 2015



**Number of people born in:**

**Cameroon**

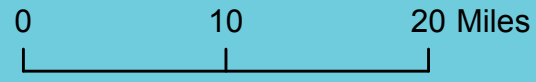
7 - 11

Data not shown

Maps/Analysis by County of San Diego, Community Health Statistics Unit.

Contact: Benjamin Schumacher or Leslie Ray, 619.285.6429

Source: ACS 5yr estimates, 2011-2015



COUNTY OF SAN DIEGO  
**HHS**  
HEALTH AND HUMAN SERVICES AGENCY

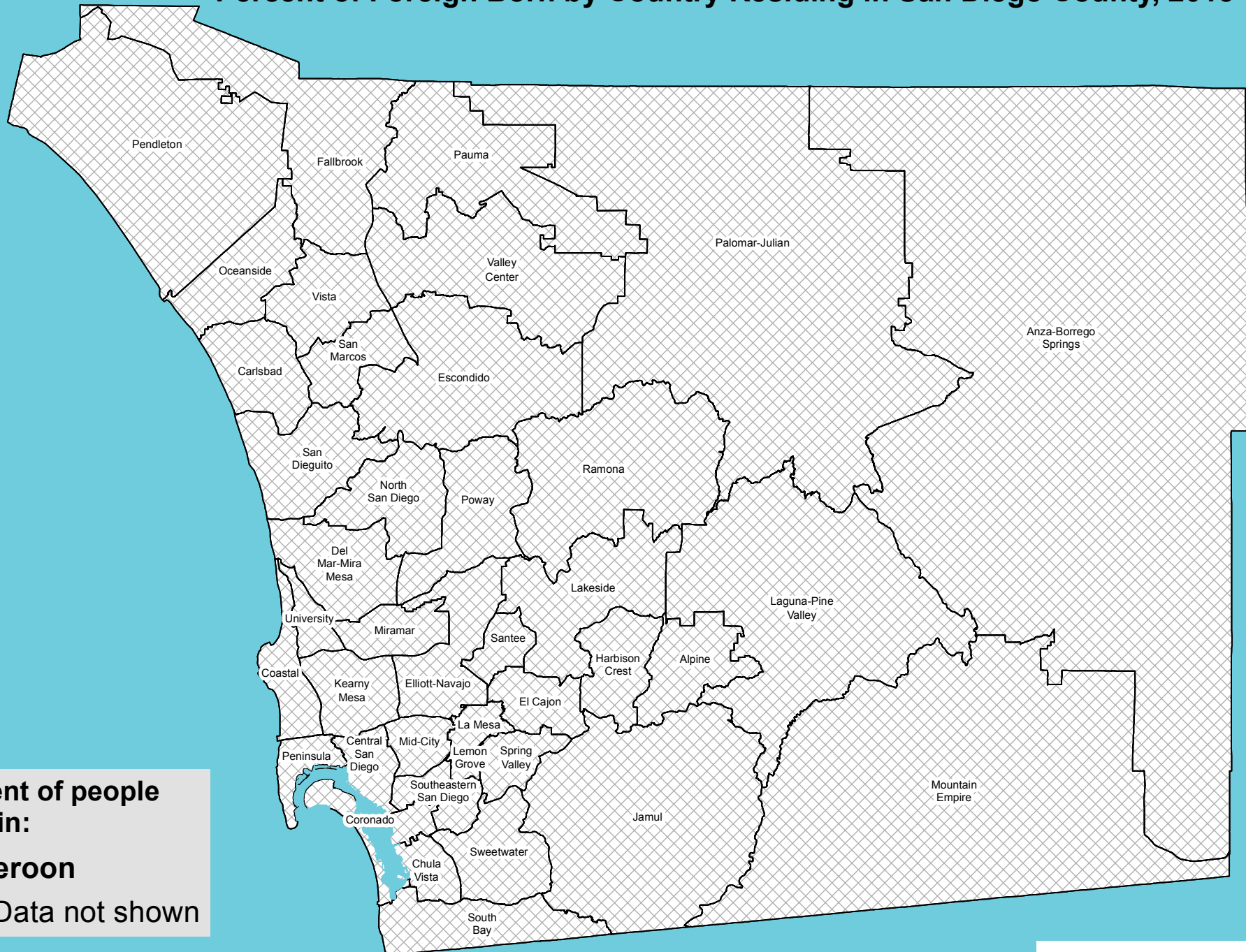
**LIVE WELL**  
SAN DIEGO

**SanGIS**  
We Have San Diego Covered!

Product of the County of San Diego, Community Health Statistics Unit. The information on this map was derived from the 2011-2015 American Community Survey (ACS) 5-year estimates. Copyright is held by the County of San Diego. All rights reserved. The County of San Diego is not responsible for any errors or omissions in this map. The County of San Diego is not responsible for any damages or losses resulting from the use of this map. The County of San Diego is not responsible for any damages or losses resulting from the use of this map.




# Percent of Foreign Born by Country Residing in San Diego County, 2015



Percent of people born in:


**Cameroon**

 Data not shown

Maps/Analysis by County of San Diego, Community Health Statistics Unit.

Contact: Benjamin Schumacher or Leslie Ray, 619.285.6429

Source: ACS 5yr estimates, 2011-2015



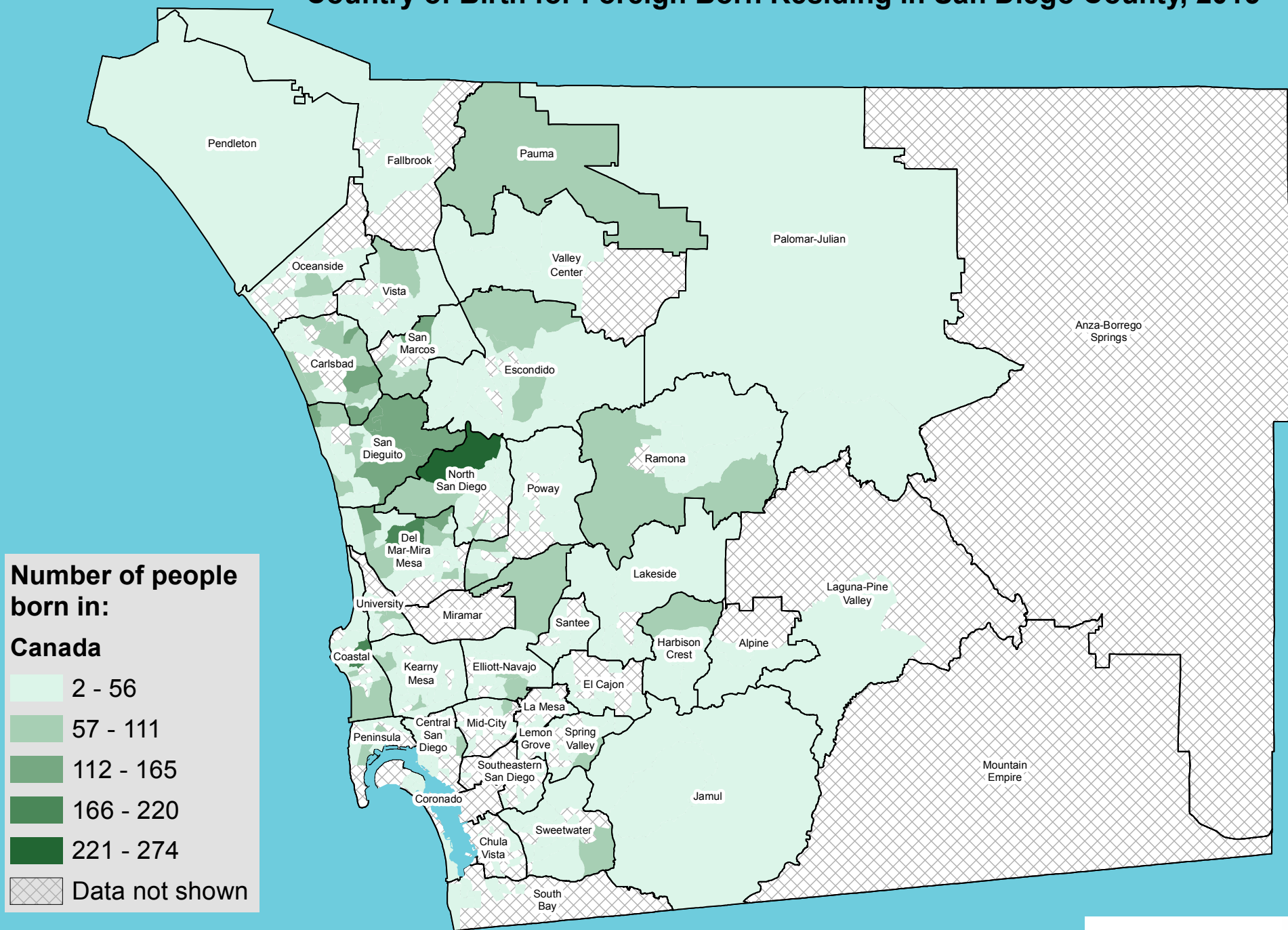
COUNTY OF SAN DIEGO  
**HHS**  
HEALTH AND HUMAN SERVICES AGENCY

LIVE WELL  
SAN DIEGO

**SanGIS**  
We Have San Diego Covered!

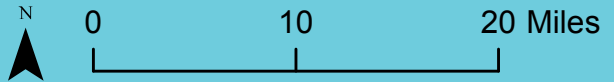
Product of the County of San Diego, Community Health Statistics Unit. The information on this map is derived from the 2011-2015 American Community Survey (ACS) 5-year estimates. Copyright 2015 by the County of San Diego. All rights reserved. This product is a service provided to the public for informational purposes only. It is not intended to be used for any other purpose. The product is provided "as is" without any warranty, express or implied. All persons are advised to consult their own records.

# Country of Birth for Foreign Born Residing in San Diego County, 2015

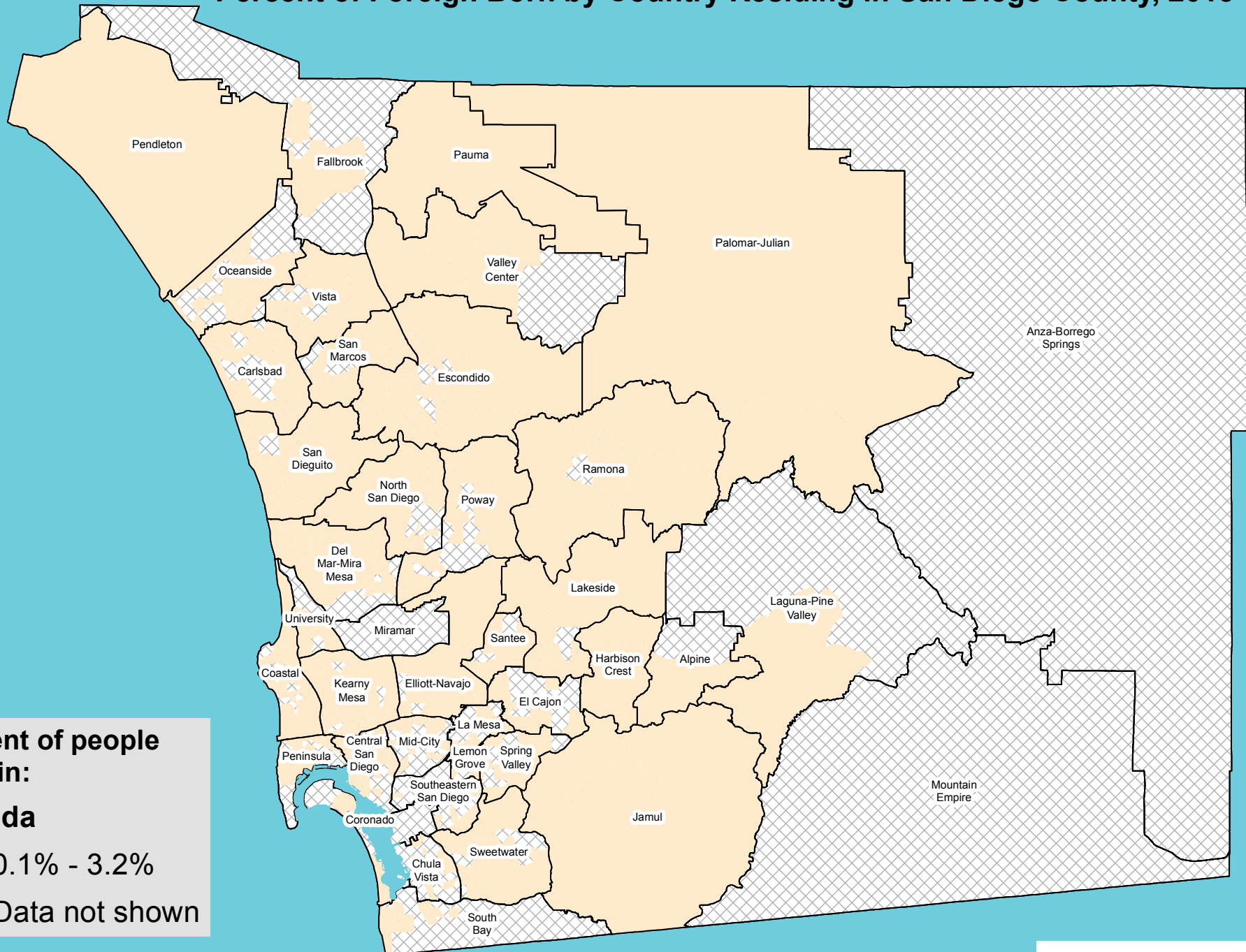


**Number of people born in:**  
**Canada**  
 2 - 56  
 57 - 111  
 112 - 165  
 166 - 220  
 221 - 274  
 Data not shown

Maps/Analysis by County of San Diego, Community Health Statistics Unit.  
 Contact: Benjamin Schumacher or Leslie Ray, 619.285.6429  
 Source: ACS 5yr estimates, 2011-2015



# Percent of Foreign Born by Country Residing in San Diego County, 2015



**Percent of people born in:**  
**Canada**

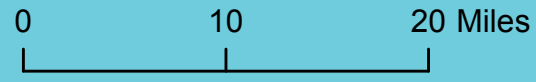
0.1% - 3.2%

Data not shown

Maps/Analysis by County of San Diego, Community Health Statistics Unit.

Contact: Benjamin Schumacher or Leslie Ray, 619.285.6429

Source: ACS 5yr estimates, 2011-2015



COUNTY OF SAN DIEGO  
**HHS**  
HEALTH AND HUMAN SERVICES AGENCY

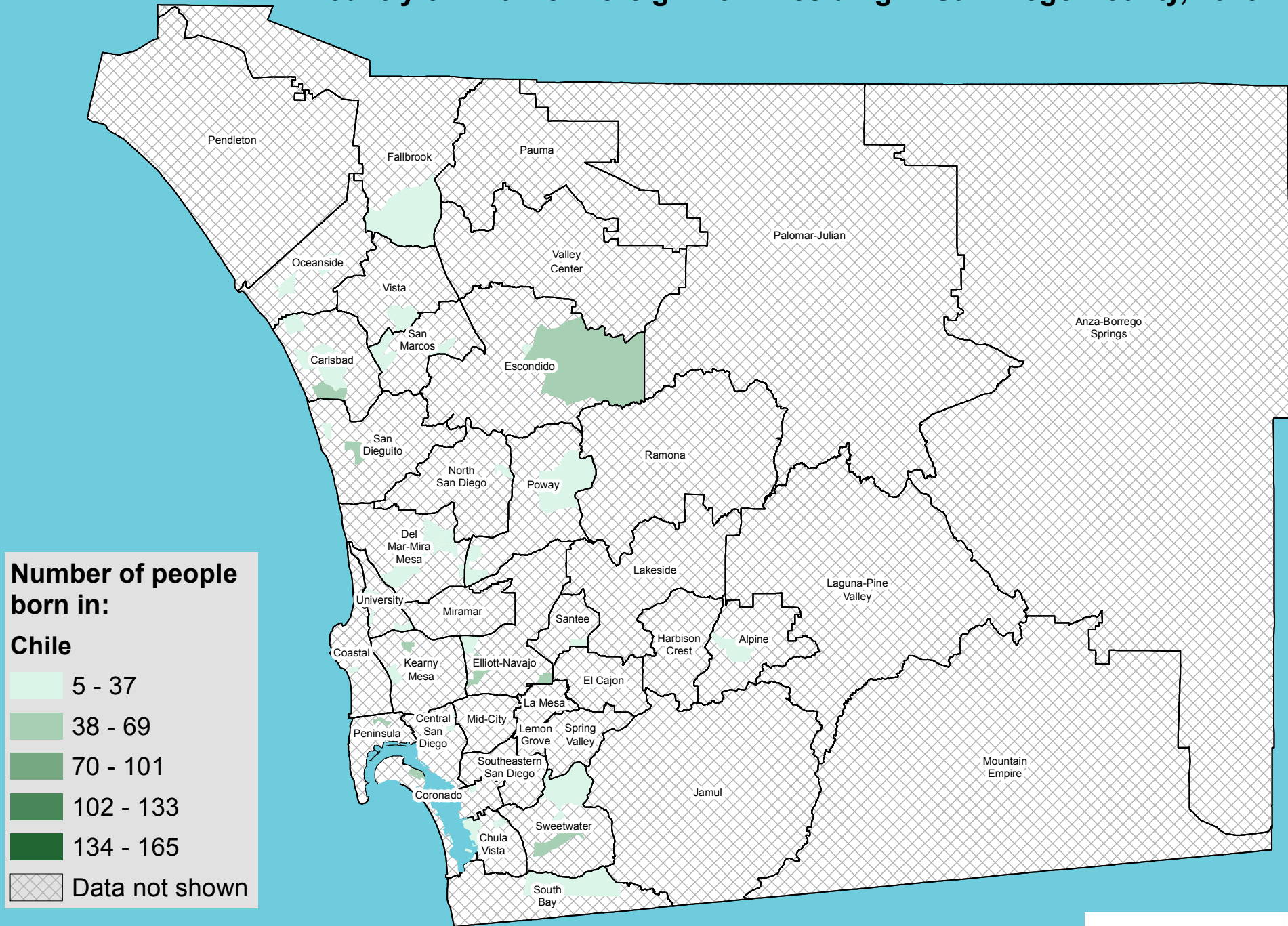
**LIVE WELL**  
SAN DIEGO

**SanGIS**  
We Have San Diego Covered!

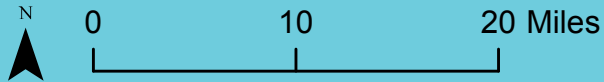
Product of the County of San Diego, Community Health Statistics Unit. The information on this map is derived from the 2011-2015 American Community Survey (ACS) 5-year estimates. The information is provided for informational purposes only. The information is not intended to be used for any other purpose. The information is not intended to be used for any other purpose. The information is not intended to be used for any other purpose.



# Country of Birth for Foreign Born Residing in San Diego County, 2015



Maps/Analysis by County of San Diego, Community Health Statistics Unit.  
 Contact: Benjamin Schumacher or Leslie Ray, 619.285.6429  
 Source: ACS 5yr estimates, 2011-2015





COUNTY OF SAN DIEGO  
**HHS**  
 HEALTH AND HUMAN SERVICES AGENCY

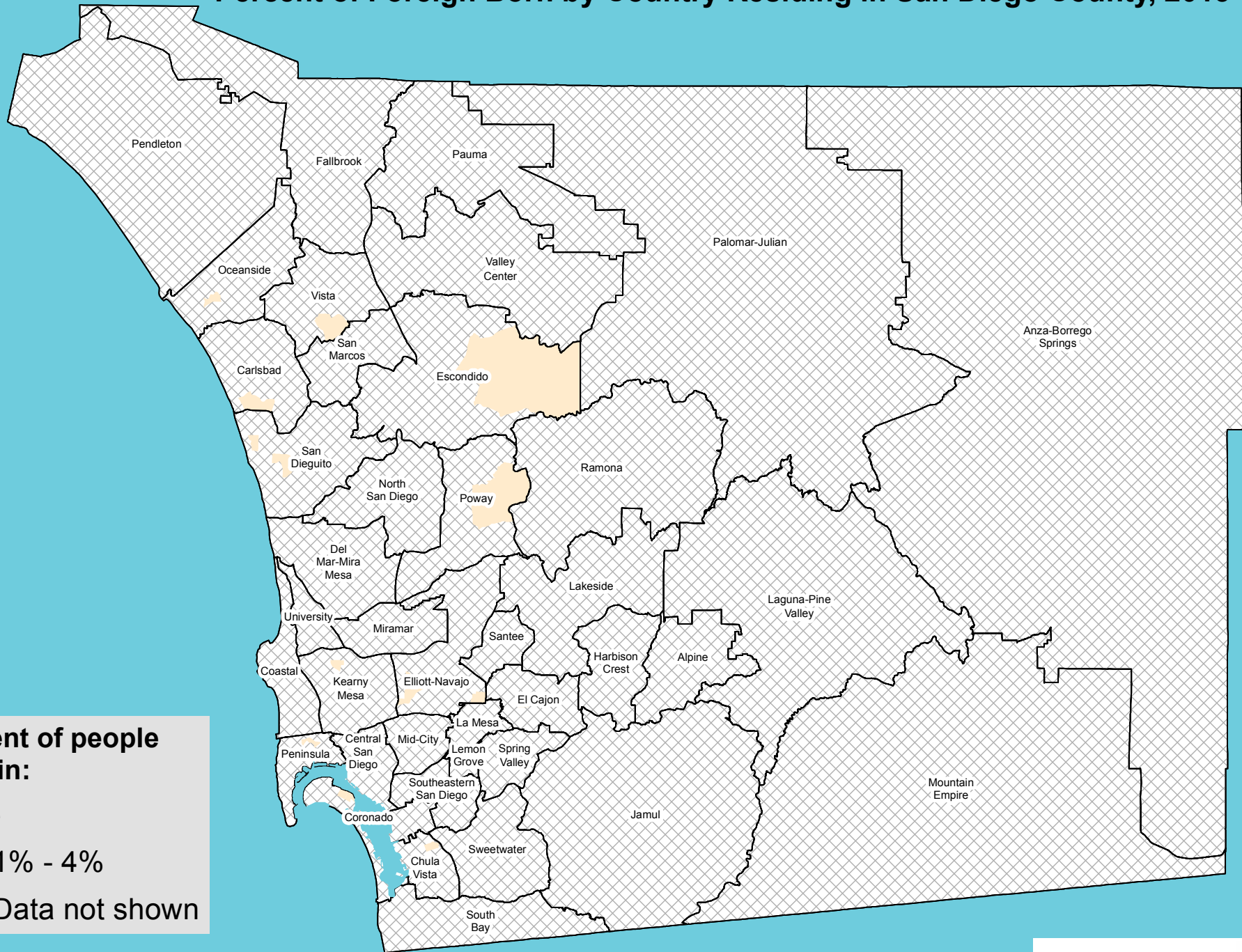
**LIVE WELL**  
 SAN DIEGO

**SanGIS**  
 We Have San Diego Covered!

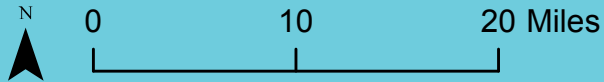
Product of the County of San Diego, Community Health Statistics Unit. The information on this map is derived from the 2011-2015 American Community Survey (ACS) 5-year estimates. The data is for the County of San Diego and is not intended to be used for any other purpose. The information on this map is for informational purposes only. The County of San Diego is not responsible for any errors or omissions in this information. The information on this map is for informational purposes only. The County of San Diego is not responsible for any errors or omissions in this information.

# Percent of Foreign Born by Country Residing in San Diego County, 2015

**Percent of people born in:**  
**Chile**  
 1% - 4%  
 Data not shown



Maps/Analysis by County of San Diego, Community Health Statistics Unit.  
 Contact: Benjamin Schumacher or Leslie Ray, 619.285.6429  
 Source: ACS 5yr estimates, 2011-2015



COUNTY OF SAN DIEGO  
**HHS**  
 HEALTH AND HUMAN SERVICES AGENCY

**LIVE WELL**  
 SAN DIEGO

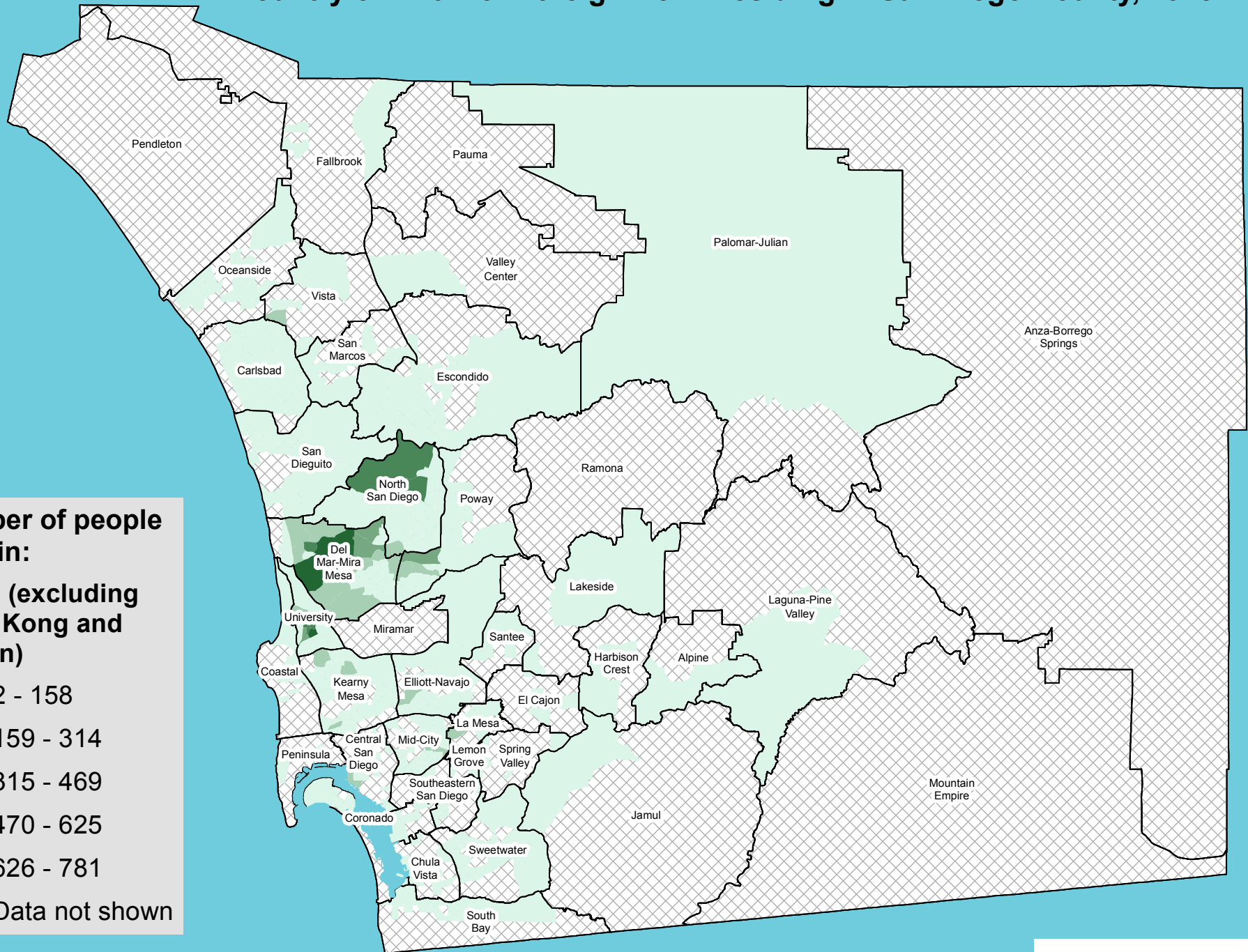
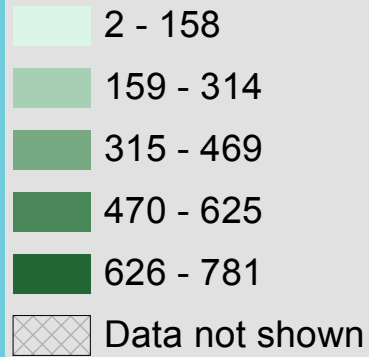
**SanGIS**  
 We Have San Diego Covered!

Product of the County of San Diego, Community Health Statistics Unit. The information on this map was derived from the 2011-2015 American Community Survey (ACS) 5-year estimates. The information is provided for informational purposes only. The information is not intended to be used for any other purpose. The information is not intended to be used for any other purpose. The information is not intended to be used for any other purpose.

# Country of Birth for Foreign Born Residing in San Diego County, 2015

## Number of people born in:


### China (excluding Hong Kong and Taiwan)



Maps/Analysis by County of San Diego, Community Health Statistics Unit.

Contact: Benjamin Schumacher or Leslie Ray, 619.285.6429

Source: ACS 5yr estimates, 2011-2015



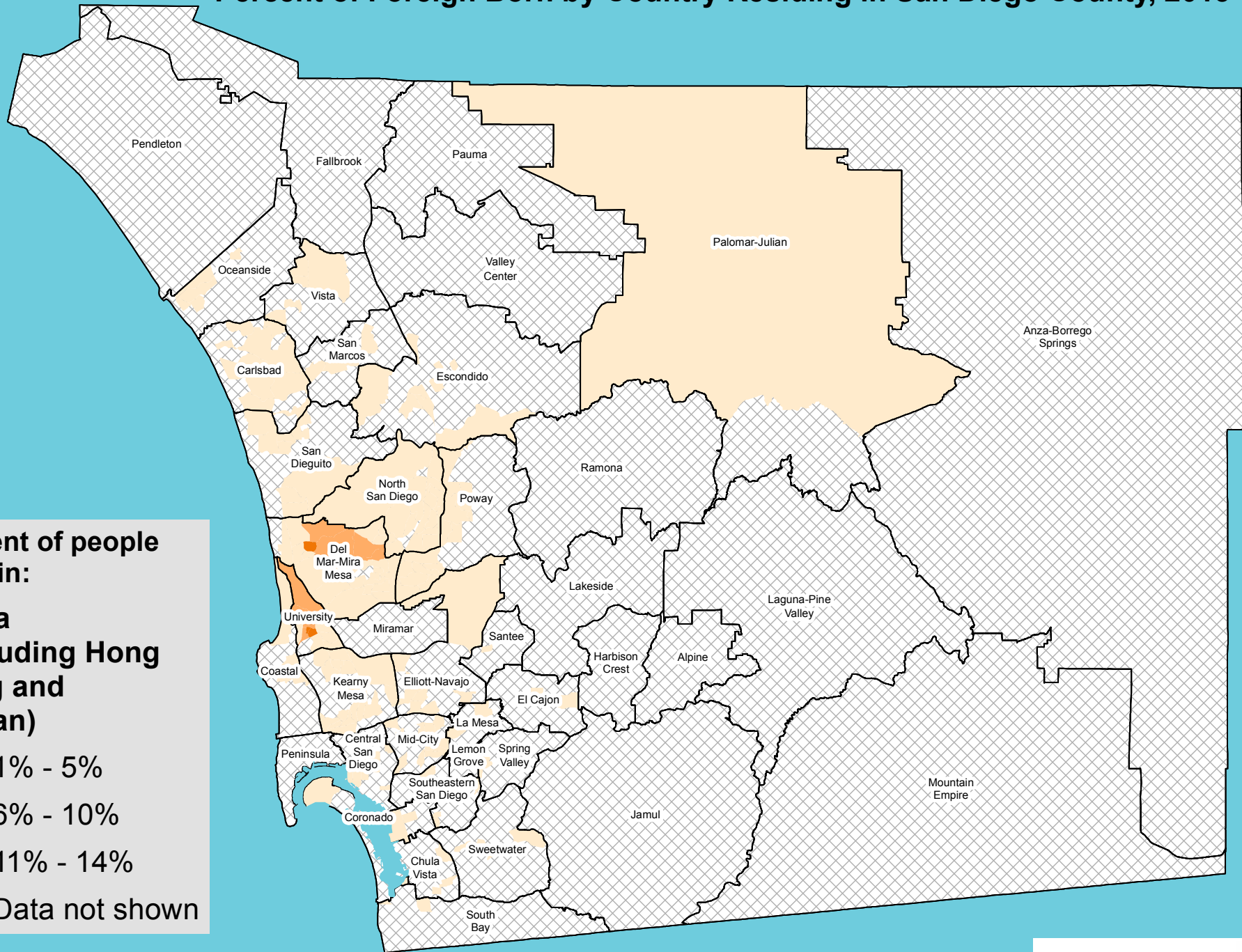


# Percent of Foreign Born by Country Residing in San Diego County, 2015

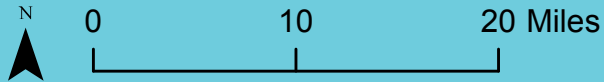
**Percent of people born in:**

**China (excluding Hong Kong and Taiwan)**

- 1% - 5%
- 6% - 10%
- 11% - 14%
- Data not shown



Maps/Analysis by County of San Diego, Community Health Statistics Unit.  
 Contact: Benjamin Schumacher or Leslie Ray, 619.285.6429  
 Source: ACS 5yr estimates, 2011-2015

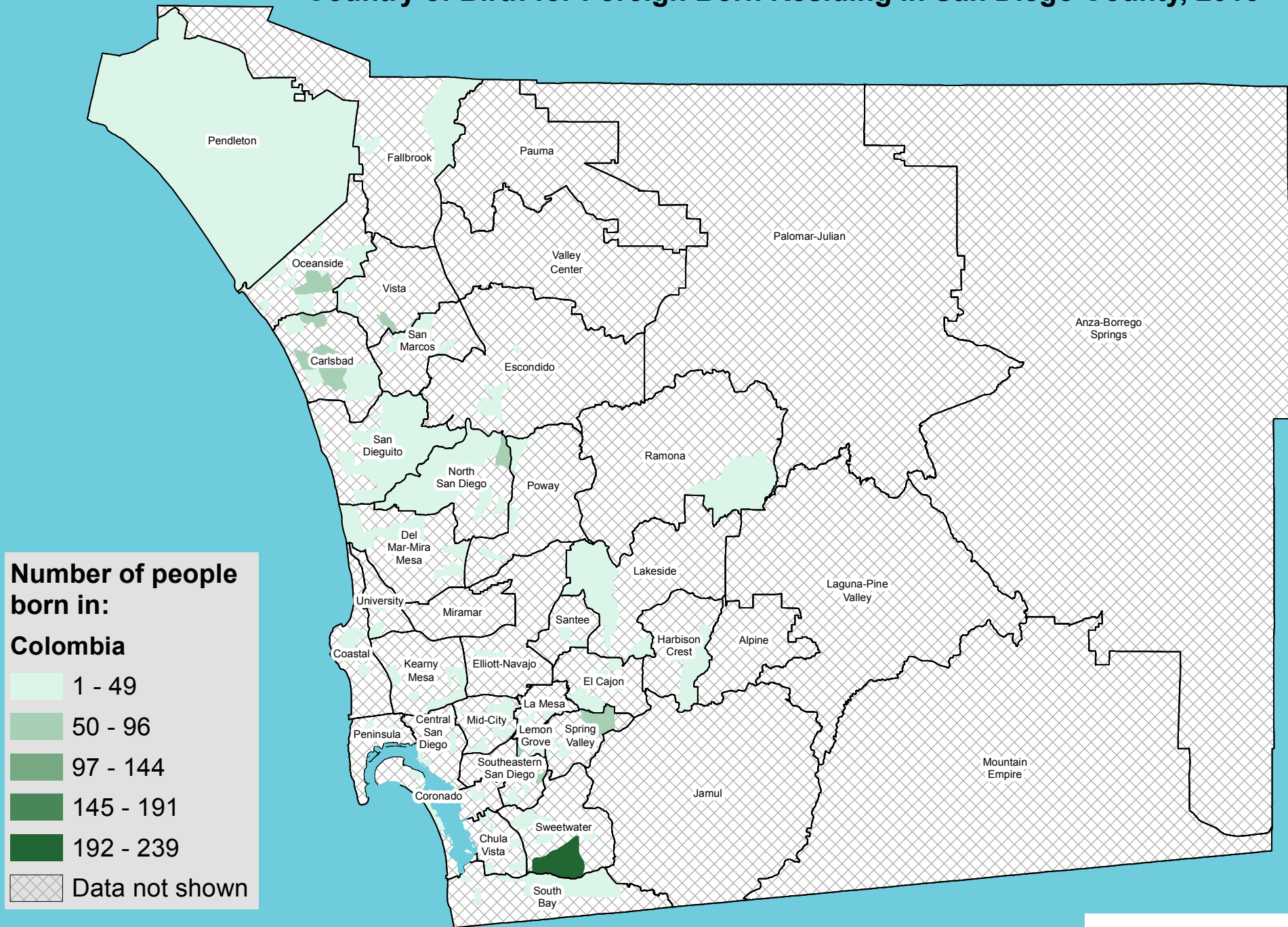


COUNTY OF SAN DIEGO  
**HHS**  
 HEALTH AND HUMAN SERVICES AGENCY


**LIVE WELL**  
 SAN DIEGO

**SanGIS**  
 We Have San Diego Covered!

# Country of Birth for Foreign Born Residing in San Diego County, 2015



Maps/Analysis by County of San Diego, Community Health Statistics Unit.  
 Contact: Benjamin Schumacher or Leslie Ray, 619.285.6429  
 Source: ACS 5yr estimates, 2011-2015





COUNTY OF SAN DIEGO  
**HHS**  
 HEALTH AND HUMAN SERVICES AGENCY

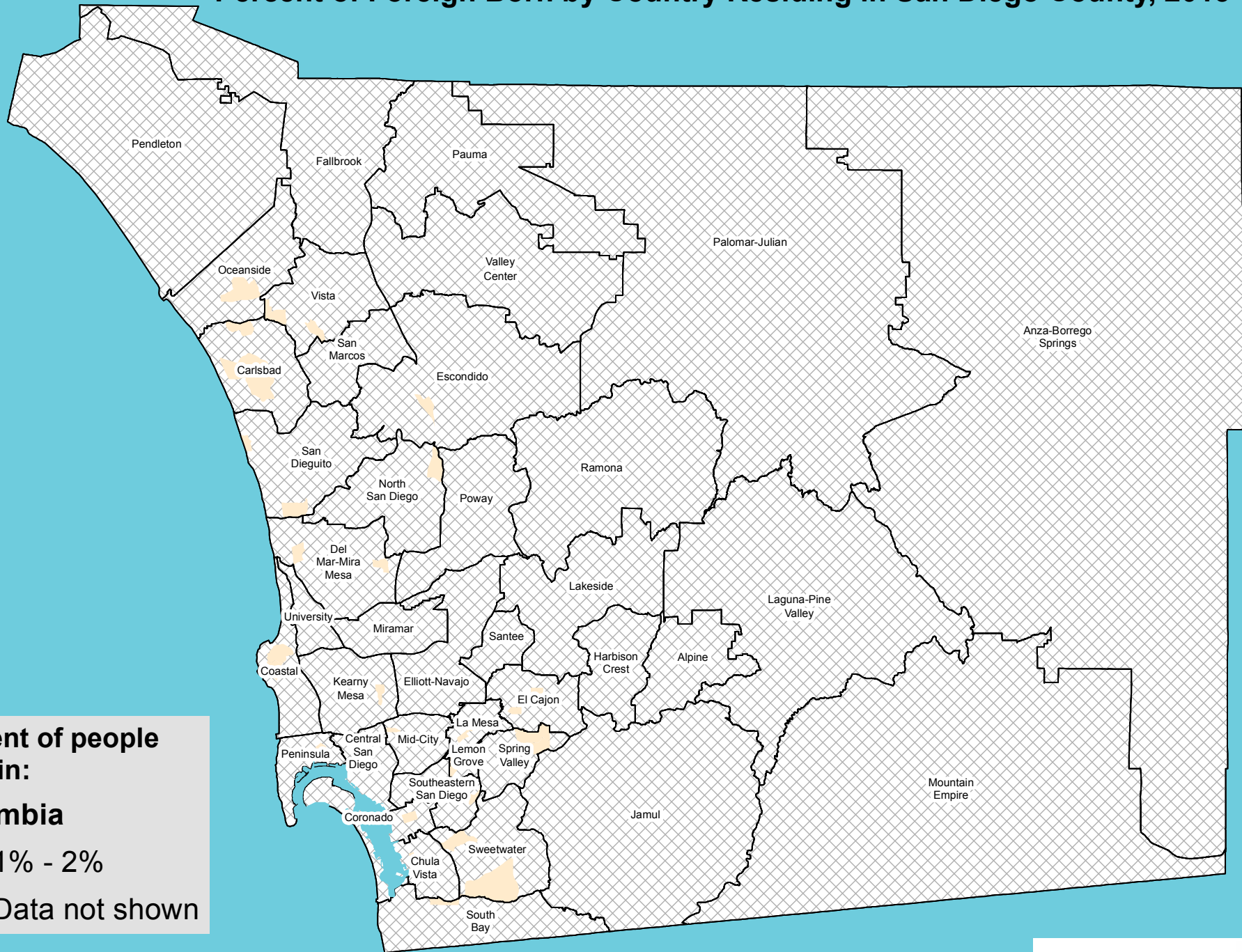
**LIVE WELL**  
 SAN DIEGO

**SanGIS**  
 We Have San Diego Covered!

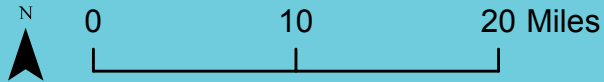
Product of the County of San Diego, Community Health Statistics Unit. The information on this map was derived from the 2011-2015 American Community Survey (ACS) 5-year estimates. Copyright 2015 by the County of San Diego. All rights reserved. This product is a service provided to the public for informational purposes only. It is not intended to be used for legal or other purposes. The County of San Diego is not responsible for any errors or omissions in this product. The County of San Diego is not responsible for any damages, including consequential damages, arising from the use of this product. The County of San Diego is not responsible for any damages, including consequential damages, arising from the use of this product.

# Percent of Foreign Born by Country Residing in San Diego County, 2015

**Percent of people born in:**  
**Colombia**  
 1% - 2%  
 Data not shown



Maps/Analysis by County of San Diego, Community Health Statistics Unit.  
 Contact: Benjamin Schumacher or Leslie Ray, 619.285.6429  
 Source: ACS 5yr estimates, 2011-2015



COUNTY OF SAN DIEGO  
**HHS**  
 HEALTH AND HUMAN SERVICES AGENCY

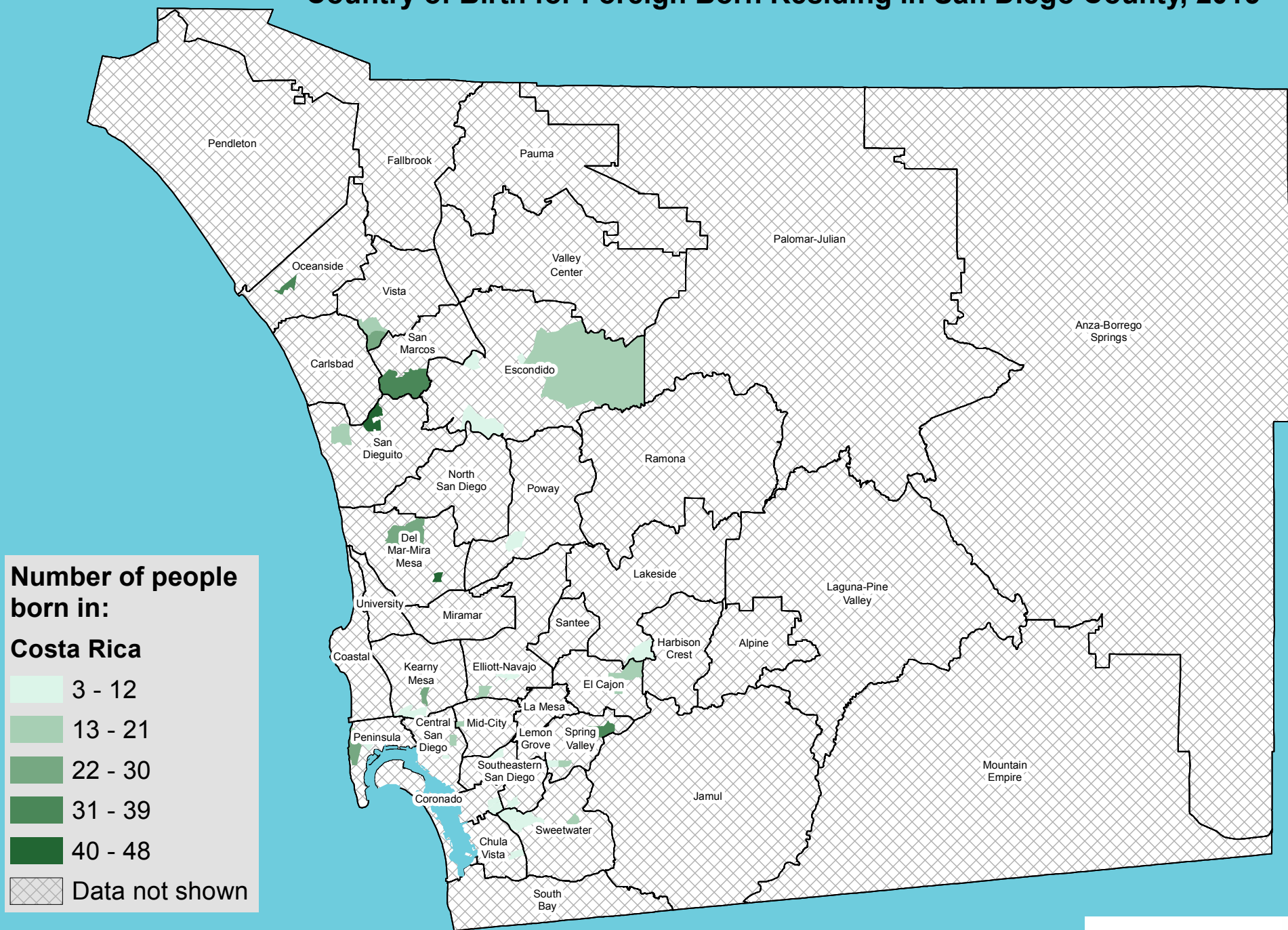
**LIVE WELL**  
 SAN DIEGO

**SanGIS**  
 We Have San Diego Covered!

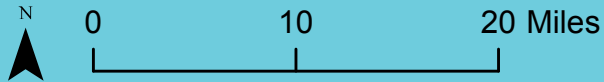
Product of the County of San Diego's commitment to transparency and accountability. This information is provided for informational purposes only. It is not intended to be used for legal or financial purposes. The County of San Diego is not responsible for any errors or omissions in this information. For more information, please contact the County of San Diego, Community Health Statistics Unit, at 619.285.6429.



# Country of Birth for Foreign Born Residing in San Diego County, 2015



Maps/Analysis by County of San Diego, Community Health Statistics Unit.  
 Contact: Benjamin Schumacher or Leslie Ray, 619.285.6429  
 Source: ACS 5yr estimates, 2011-2015





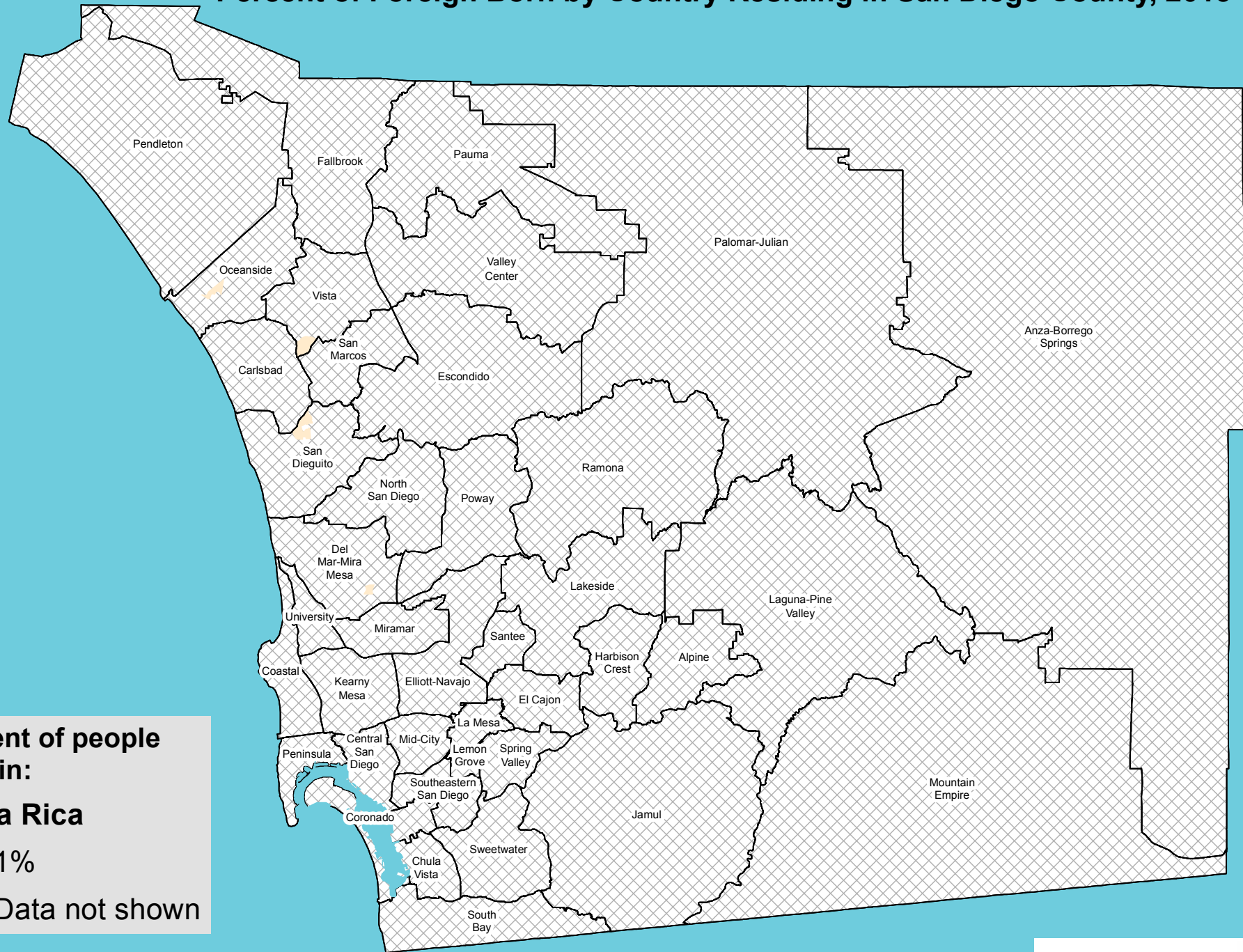
COUNTY OF SAN DIEGO  
**HHS**  
 HEALTH AND HUMAN SERVICES AGENCY

**LIVE WELL**  
 SAN DIEGO

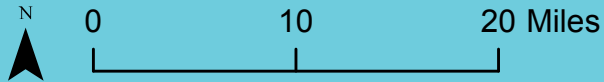
**SanGIS**  
 We Have San Diego Covered!

# Percent of Foreign Born by Country Residing in San Diego County, 2015

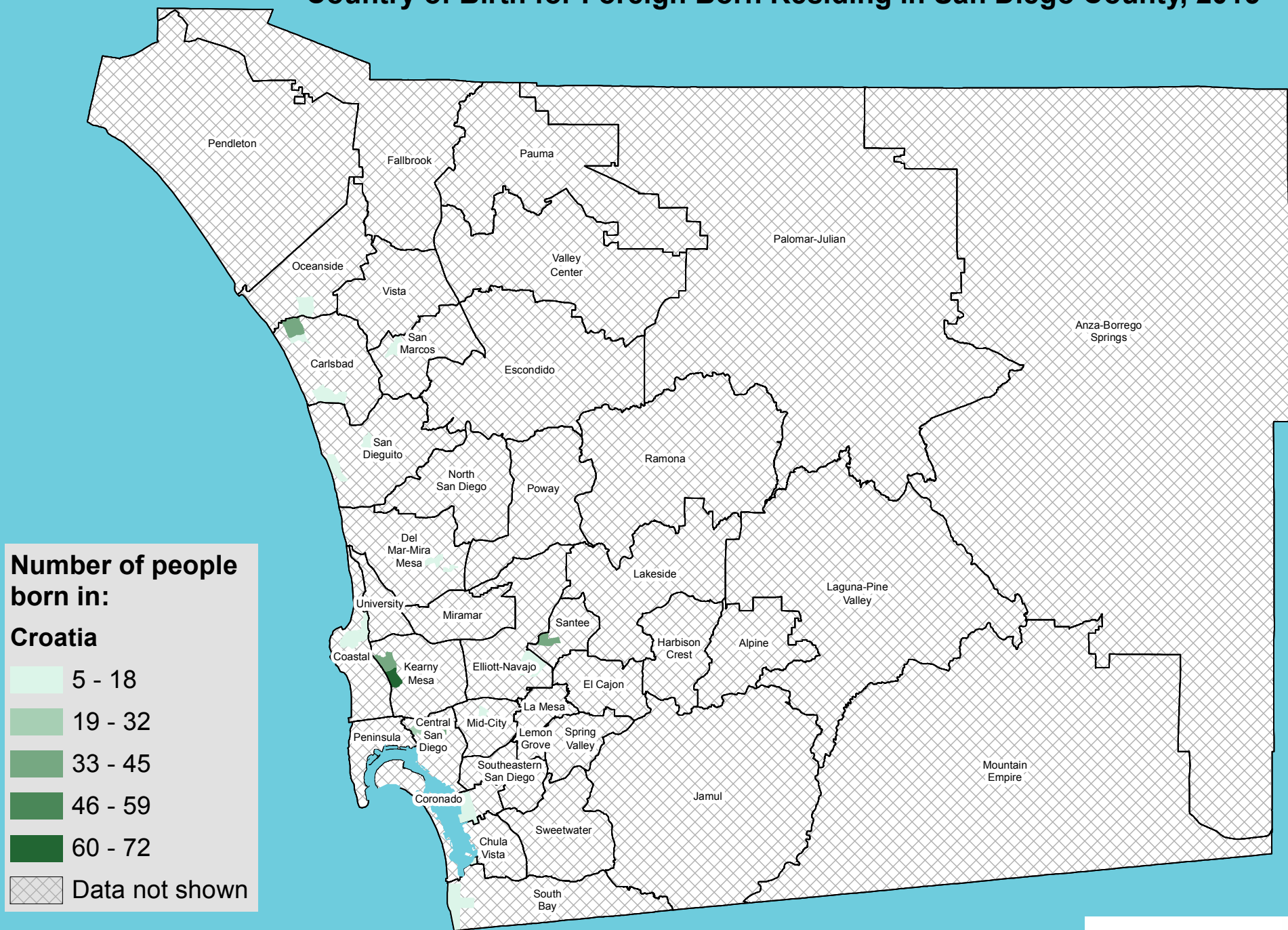
**Percent of people born in:**  
**Costa Rica**  
 1%  
 Data not shown



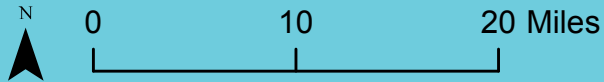
Maps/Analysis by County of San Diego, Community Health Statistics Unit.  
 Contact: Benjamin Schumacher or Leslie Ray, 619.285.6429  
 Source: ACS 5yr estimates, 2011-2015



# Country of Birth for Foreign Born Residing in San Diego County, 2015



Maps/Analysis by County of San Diego, Community Health Statistics Unit.  
 Contact: Benjamin Schumacher or Leslie Ray, 619.285.6429  
 Source: ACS 5yr estimates, 2011-2015



COUNTY OF SAN DIEGO  
**HHS**  
 HEALTH AND HUMAN SERVICES AGENCY

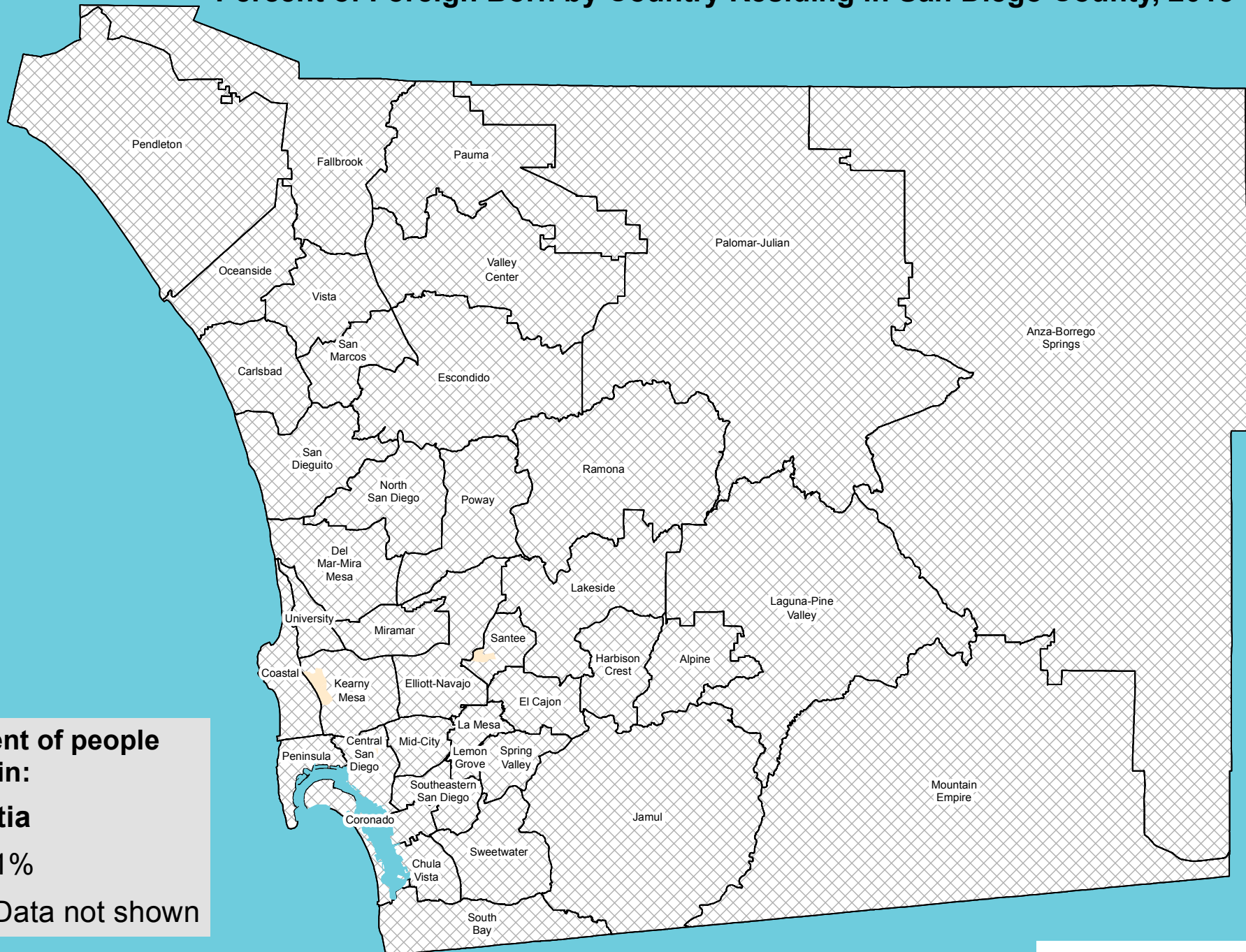
LIVE WELL  
 SAN DIEGO

**SanGIS**  
 We Have San Diego Covered!

Product of the County of San Diego, Community Health Statistics Unit. The information on this map was derived from the 2011-2015 American Community Survey (ACS) 5-year estimates. Copyright is held by the U.S. Census Bureau. All rights reserved. The County of San Diego, Community Health Statistics Unit, is not responsible for any errors or omissions in this map. The County of San Diego, Community Health Statistics Unit, is not responsible for any errors or omissions in this map. The County of San Diego, Community Health Statistics Unit, is not responsible for any errors or omissions in this map.



# Percent of Foreign Born by Country Residing in San Diego County, 2015




**Percent of people born in:**  
**Croatia**

1%

Data not shown

Maps/Analysis by County of San Diego, Community Health Statistics Unit.  
Contact: Benjamin Schumacher or Leslie Ray, 619.285.6429  
Source: ACS 5yr estimates, 2011-2015



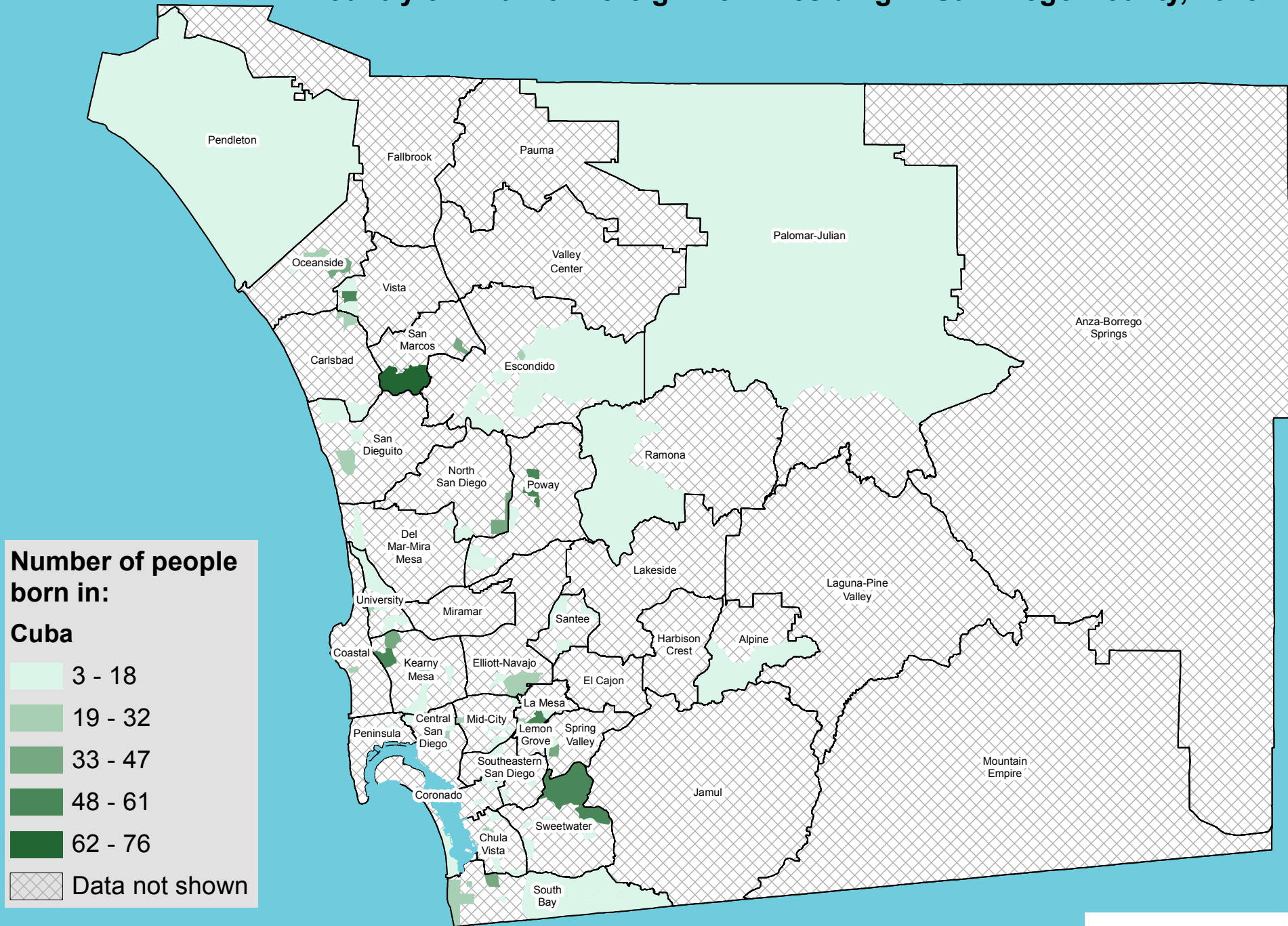
COUNTY OF SAN DIEGO  
**HHS**  
HEALTH AND HUMAN SERVICES AGENCY

**LIVE WELL**  
SAN DIEGO

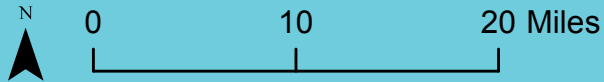
**SanGIS**  
We Have San Diego Covered!

Product of the County of San Diego, Community Health Statistics Unit. The information on this map is derived from the 2011-2015 American Community Survey (ACS) 5-year estimates. Copyright is held by the U.S. Census Bureau. All rights reserved. The County of San Diego is not responsible for any errors or omissions. The County of San Diego is not responsible for any errors or omissions. The County of San Diego is not responsible for any errors or omissions.

# Country of Birth for Foreign Born Residing in San Diego County, 2015



Maps/Analysis by County of San Diego, Community Health Statistics Unit.  
 Contact: Benjamin Schumacher or Leslie Ray, 619.285.6429  
 Source: ACS 5yr estimates, 2011-2015



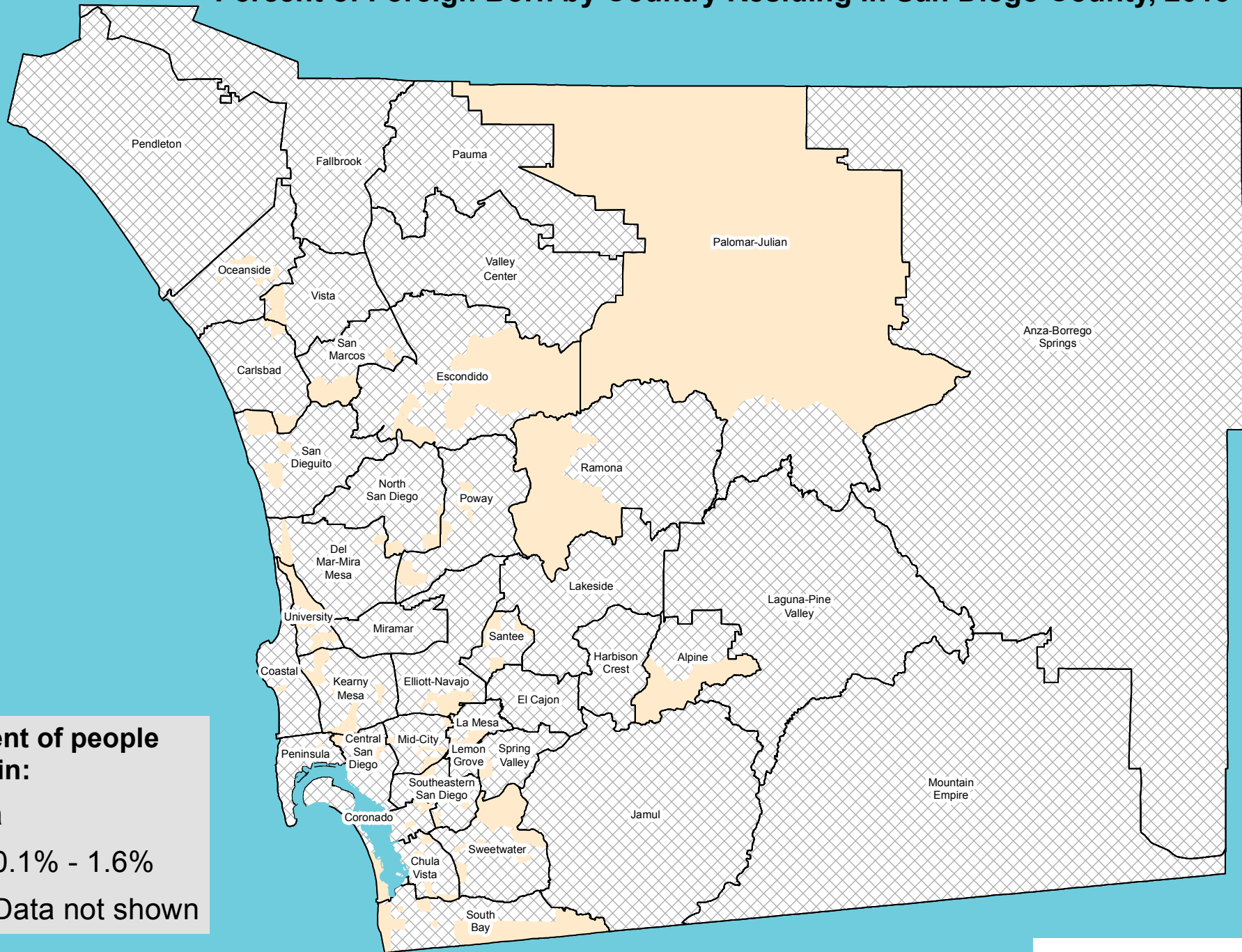
COUNTY OF SAN DIEGO  
**HHS&A**  
 HEALTH AND HUMAN SERVICES AGENCY

**LIVE WELL**  
 SAN DIEGO

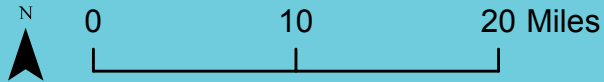
**SanGIS**  
 We Have San Diego Covered!

# Percent of Foreign Born by Country Residing in San Diego County, 2015

**Percent of people born in:**  
**Cuba**  
 0.1% - 1.6%  
 Data not shown



Maps/Analysis by County of San Diego, Community Health Statistics Unit.  
 Contact: Benjamin Schumacher or Leslie Ray, 619.285.6429  
 Source: ACS 5yr estimates, 2011-2015



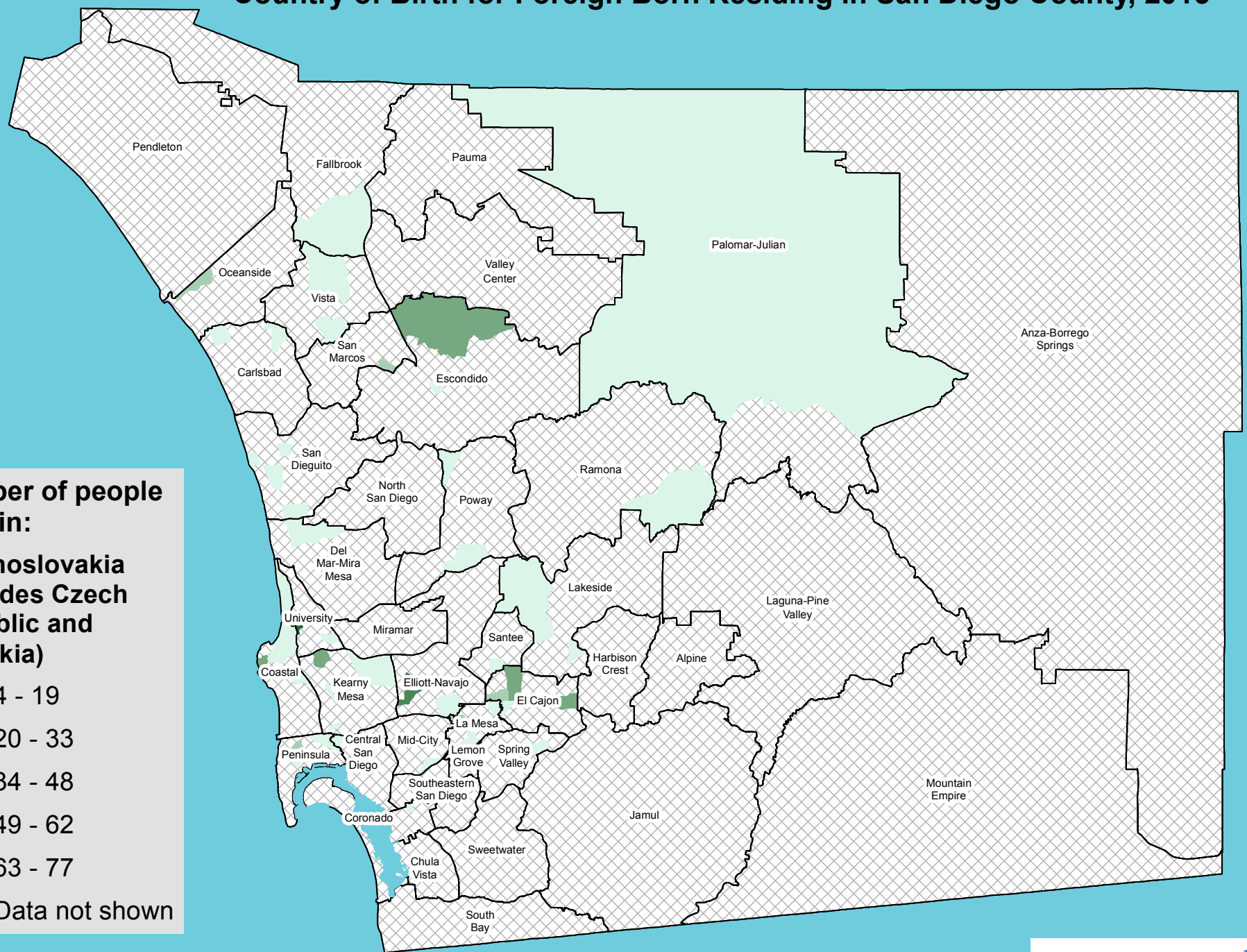


# Country of Birth for Foreign Born Residing in San Diego County, 2015

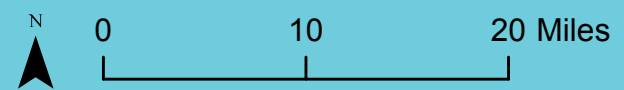
**Number of people born in:**

**Czechoslovakia (includes Czech Republic and Slovakia)**

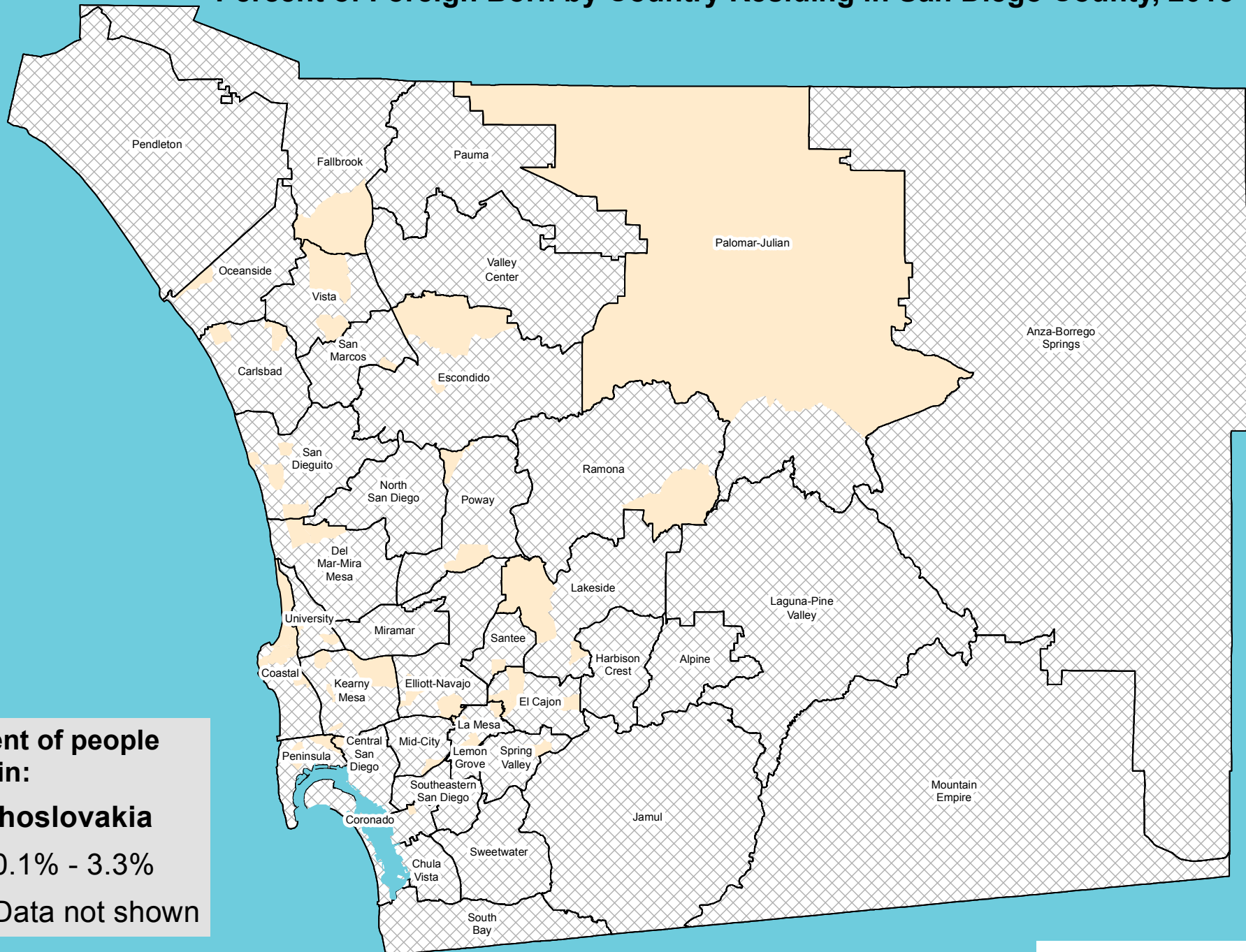
- 4 - 19
- 20 - 33
- 34 - 48
- 49 - 62
- 63 - 77
- Data not shown



Maps/Analysis by County of San Diego, Community Health Statistics Unit.  
 Contact: Benjamin Schumacher or Leslie Ray, 619.285.6429  
 Source: ACS 5yr estimates, 2011-2015

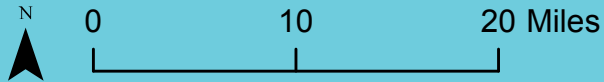


# Percent of Foreign Born by Country Residing in San Diego County, 2015

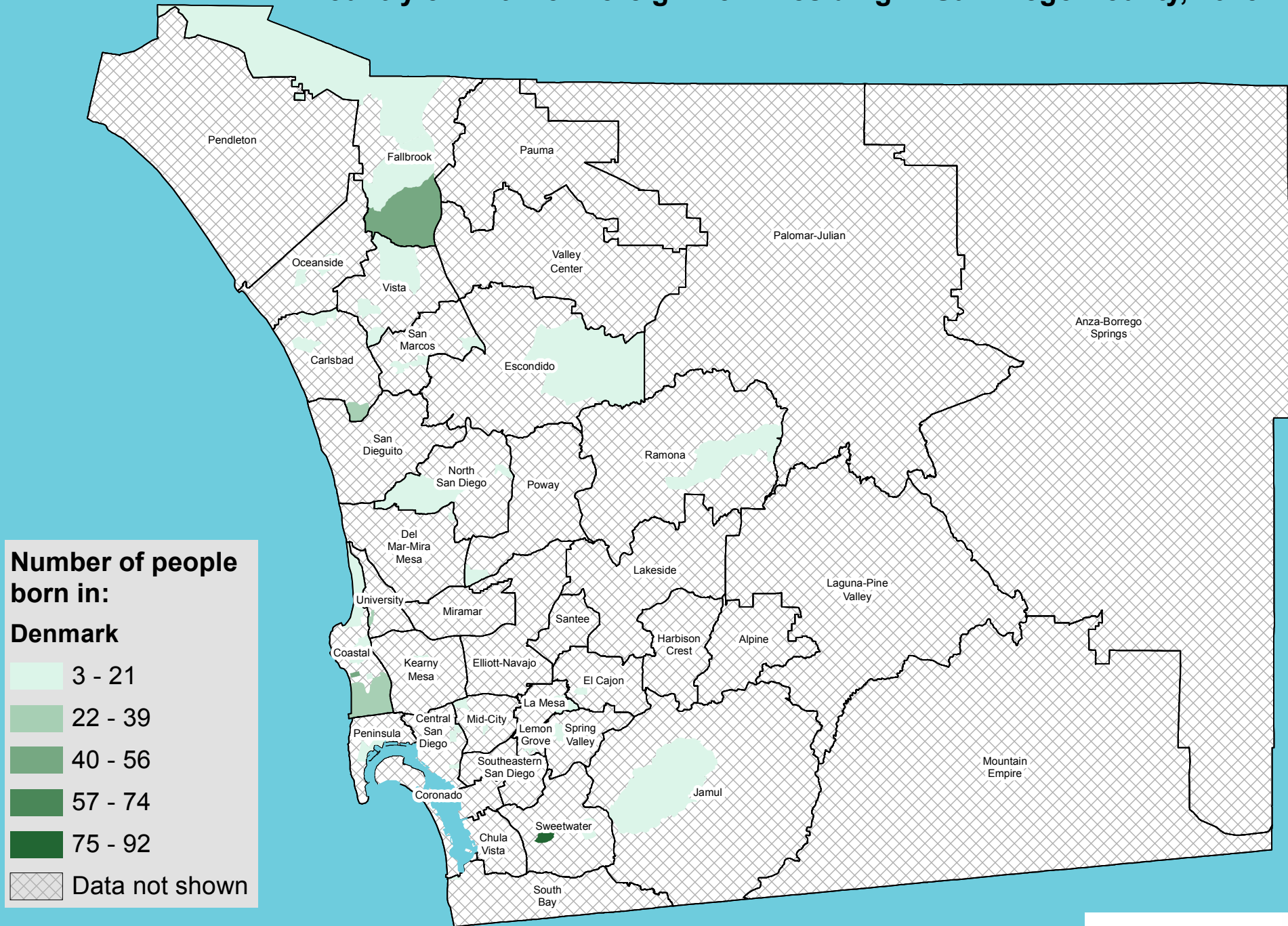


**Percent of people born in:**  
**Czechoslovakia**  
 0.1% - 3.3%  
 Data not shown

Maps/Analysis by County of San Diego, Community Health Statistics Unit.  
 Contact: Benjamin Schumacher or Leslie Ray, 619.285.6429  
 Source: ACS 5yr estimates, 2011-2015



# Country of Birth for Foreign Born Residing in San Diego County, 2015

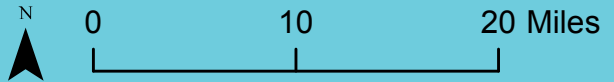


**Number of people born in:**

**Denmark**

- 3 - 21
- 22 - 39
- 40 - 56
- 57 - 74
- 75 - 92
- Data not shown

Maps/Analysis by County of San Diego, Community Health Statistics Unit.  
 Contact: Benjamin Schumacher or Leslie Ray, 619.285.6429  
 Source: ACS 5yr estimates, 2011-2015



COUNTY OF SAN DIEGO  
**HHS**  
 HEALTH AND HUMAN SERVICES AGENCY

**LIVE WELL**  
 SAN DIEGO

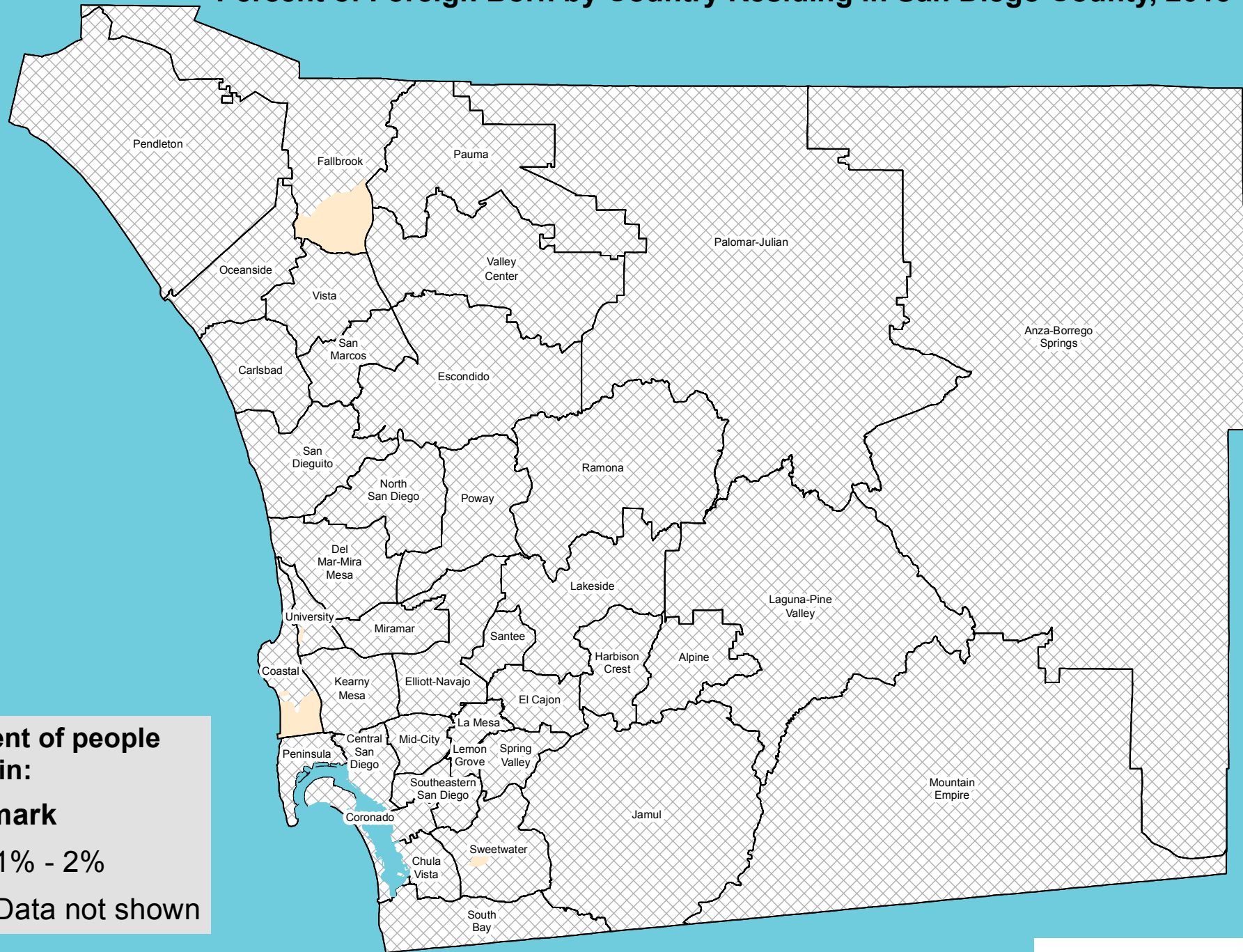
**SanGIS**  
 We Have San Diego Covered!

Product of the County of San Diego's Health and Human Services Agency. The information on this website is provided for informational purposes only. It is not intended to be used as a substitute for professional medical advice. Please consult your physician for more information. Copyright 2015. All rights reserved. The County of San Diego is an Equal Opportunity Employer. 10/2015

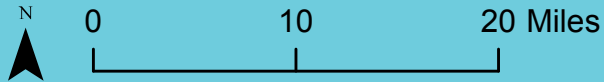


# Percent of Foreign Born by Country Residing in San Diego County, 2015

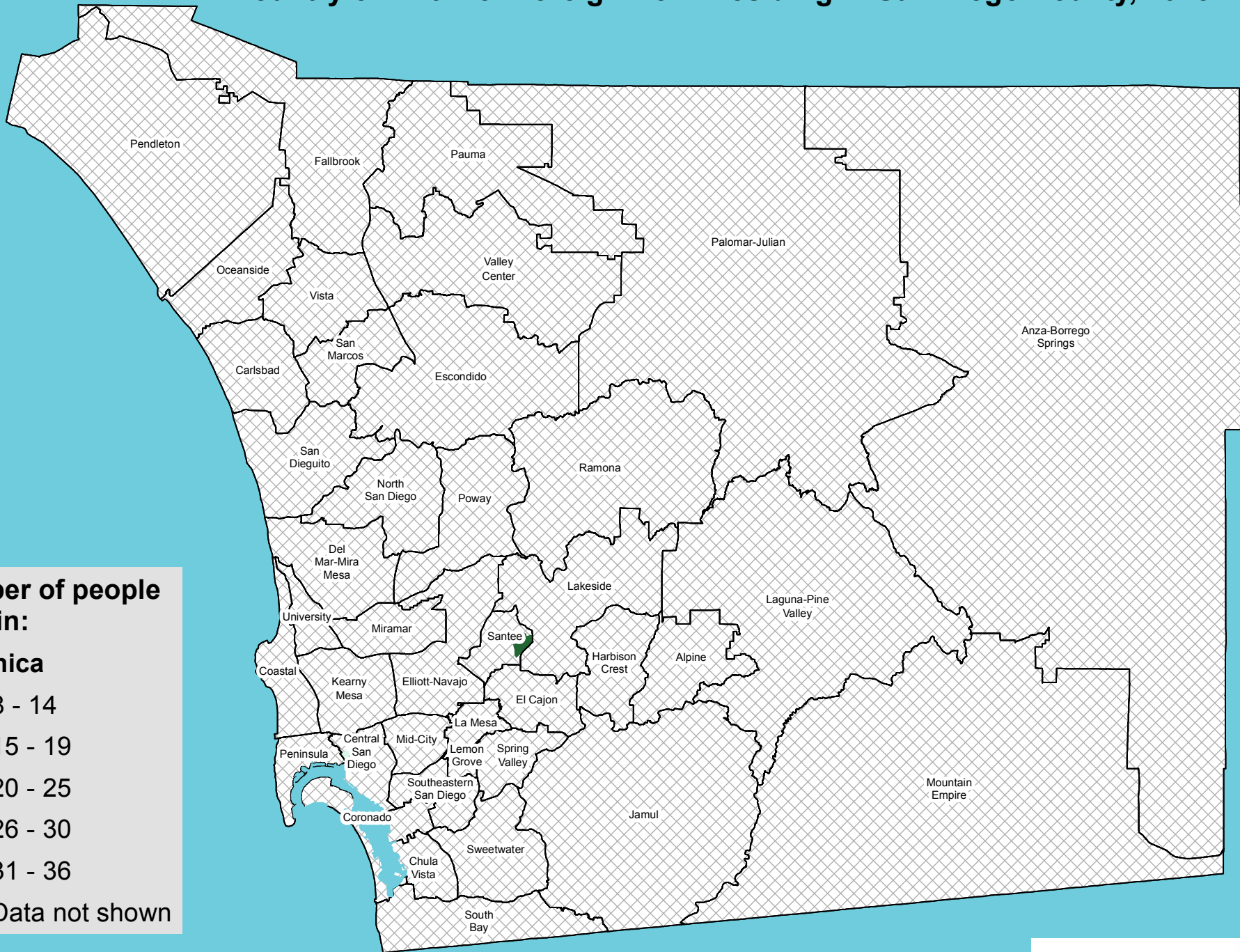

**Percent of people born in:**  
**Denmark**  
 1% - 2%  
 Data not shown



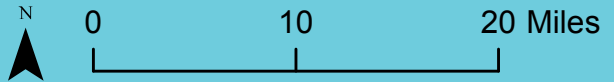
Maps/Analysis by County of San Diego, Community Health Statistics Unit.  
 Contact: Benjamin Schumacher or Leslie Ray, 619.285.6429  
 Source: ACS 5yr estimates, 2011-2015



# Country of Birth for Foreign Born Residing in San Diego County, 2015



Maps/Analysis by County of San Diego, Community Health Statistics Unit.  
 Contact: Benjamin Schumacher or Leslie Ray, 619.285.6429  
 Source: ACS 5yr estimates, 2011-2015





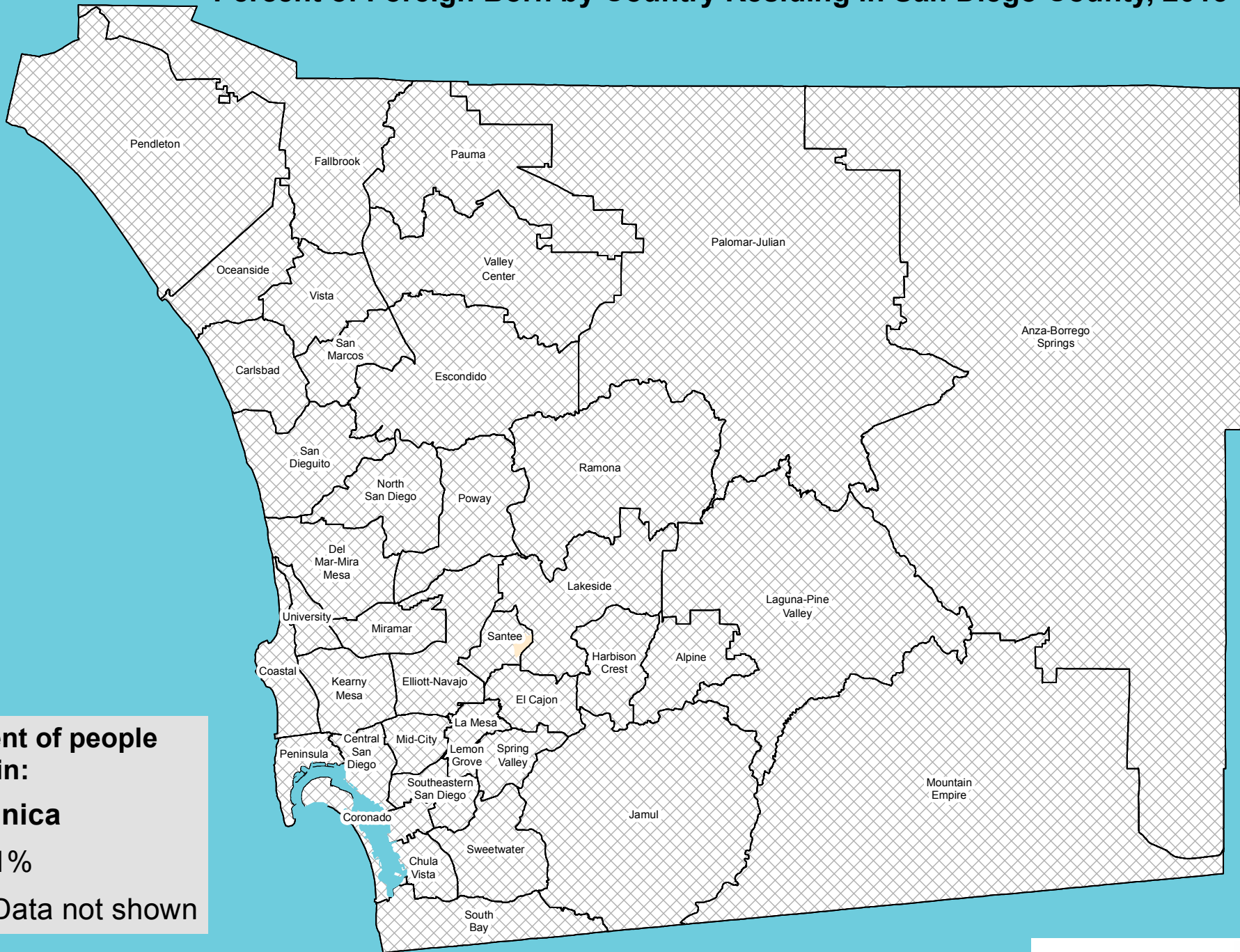
COUNTY OF SAN DIEGO  
**HHS**  
 HEALTH AND HUMAN SERVICES AGENCY

**LIVE WELL**  
 SAN DIEGO

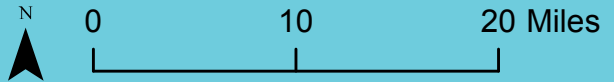
**SanGIS**  
 We Have San Diego Covered!

# Percent of Foreign Born by Country Residing in San Diego County, 2015

**Percent of people born in:**  
**Dominica**  
 1%  
 Data not shown

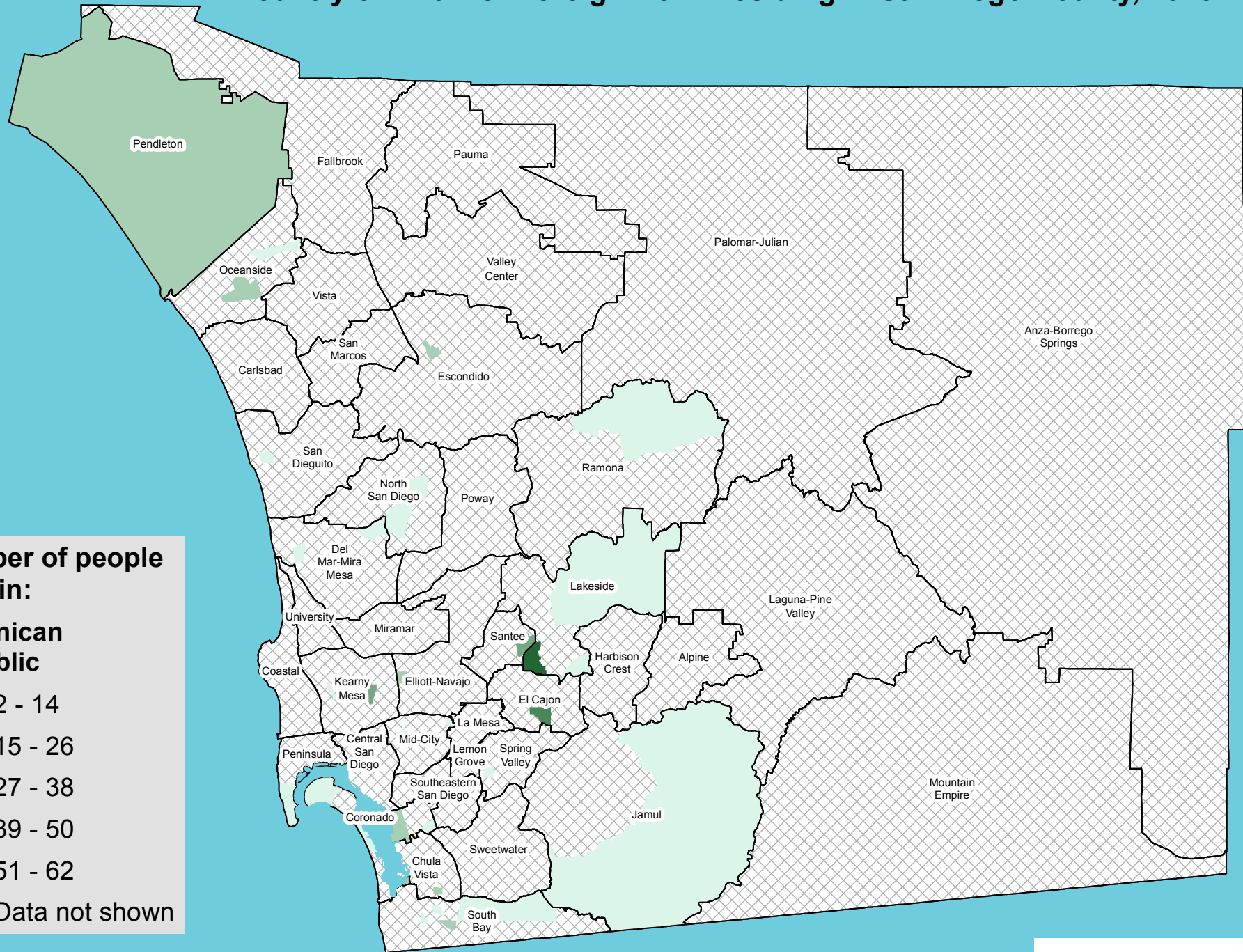
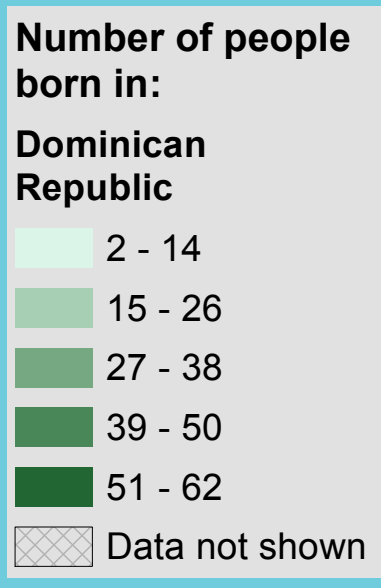


Maps/Analysis by County of San Diego, Community Health Statistics Unit.  
 Contact: Benjamin Schumacher or Leslie Ray, 619.285.6429  
 Source: ACS 5yr estimates, 2011-2015

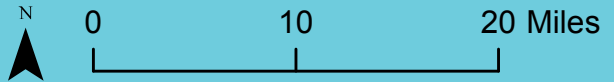




# Country of Birth for Foreign Born Residing in San Diego County, 2015



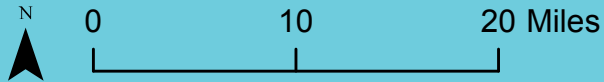
Maps/Analysis by County of San Diego, Community Health Statistics Unit.  
 Contact: Benjamin Schumacher or Leslie Ray, 619.285.6429  
 Source: ACS 5yr estimates, 2011-2015



# Percent of Foreign Born by Country Residing in San Diego County, 2015



Maps/Analysis by County of San Diego, Community Health Statistics Unit.  
 Contact: Benjamin Schumacher or Leslie Ray, 619.285.6429  
 Source: ACS 5yr estimates, 2011-2015





COUNTY OF SAN DIEGO  
HEALTH AND HUMAN SERVICES AGENCY



LIVE WELL  
SAN DIEGO



**SanGIS**  
We Have San Diego Covered!

SanGIS is a registered service mark of the County of San Diego. All other marks are the property of their respective owners. © 2015 County of San Diego. All rights reserved.