



CSA 17 FINANCIAL REVIEW Q1 FY18-19

November 7, 2018



CLARIFICATION (EXPENSE)



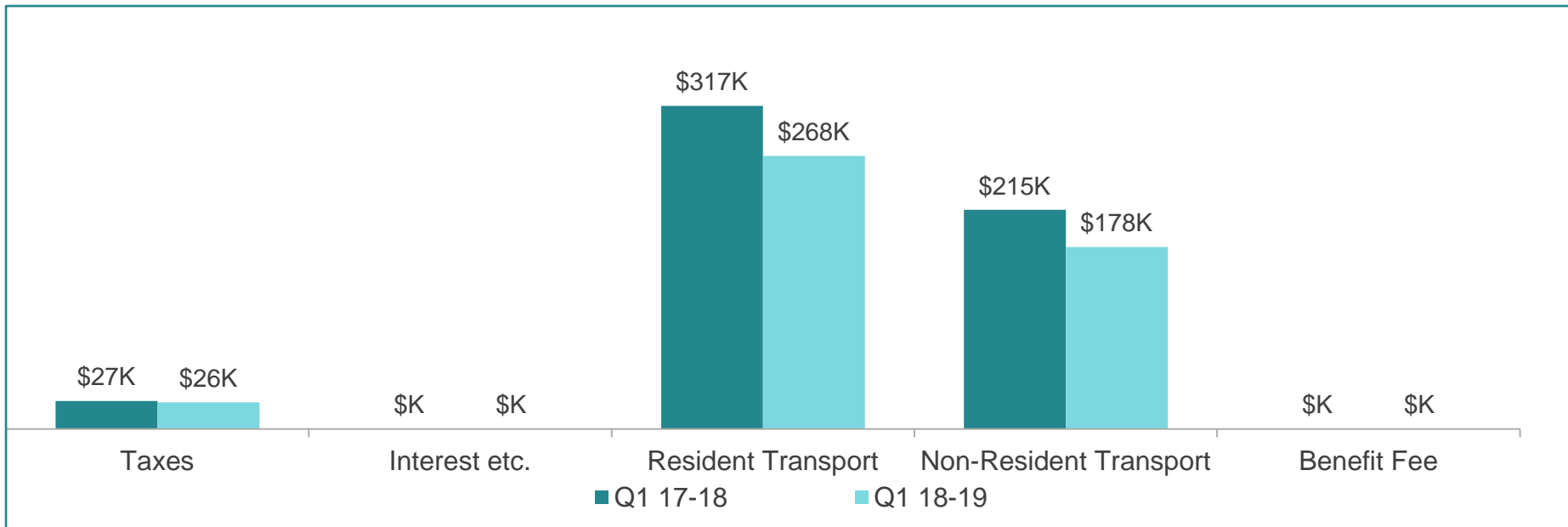
Q4 17/18			
Expense Category	16-17 Total	17-18 Total	Y-Y Change
Ambulance	\$ 3,883,378	\$ 4,024,626	4%
Dispatch Services	\$ 27,300	\$ 29,580	8%
Billing & Collection Services	\$ 85,127	\$ 97,440	14%
County – Admin Services	\$ 128,718	\$ 138,489	8%
TOTAL EXPENSE	\$ 4,124,523	\$ 4,290,135	4%

Q4 17/18			
Expense Category	16-17 Total	17-18 Total	Y-Y Change
Ambulance	\$3,883,378	\$ 4,024,626	4%
Dispatch Services	\$ 27,300	\$ 29,580	8%
Billing & Collection Services	\$ 85,127	\$ 89,945	6%
County – Admin Services	\$ 128,718	\$ 135,984	6%
TOTAL EXPENSE	\$ 4,124,523	\$ 4,280,135	4%

REVENUE GROWTH BY SOURCE



Revenue Category	Q1 FY 17-18	Q1 FY 18-19	Y-Y Change	Comments
Taxes	\$ 27,487	\$ 26,145	-5%	
Interest, Penalties & Other	\$ -	\$ -	-	
Resident Transport Fees	\$ 316,964	\$ 267,753	-16%	
Non-Resident Transport Fees	\$ 214,917	\$ 178,420	-17%	
Benefit Fee	\$ -	\$ -	-	
Total Revenue	\$ 559,368	\$ 472,318	-16%	

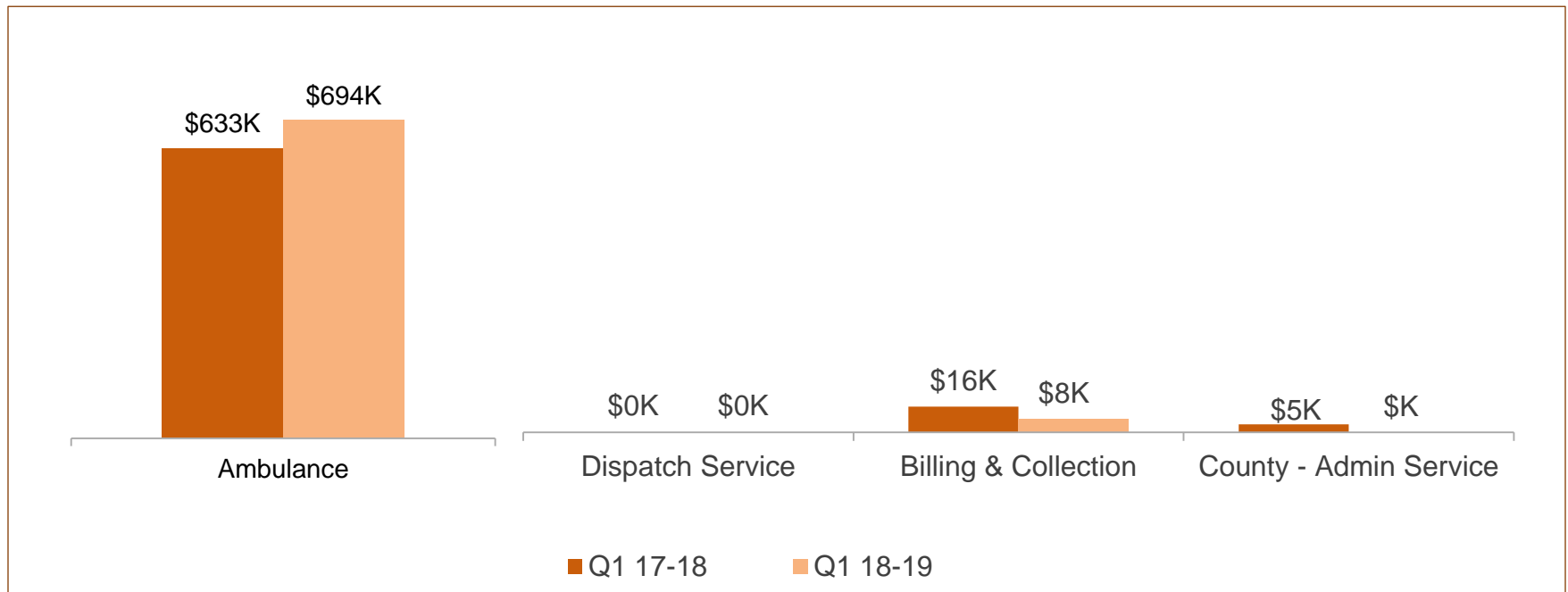


- The benefit fee is assessed via residents' property tax bills, which are typically paid in December/January and April/May each year.
- Cut-off date September 25, 2018. Q1 = Jul-Sep 25th

EXPENSE GROWTH BY SOURCE



Q1				
Expense Category	Q1 FY 17-18	Q1 FY 18-19	Y-Y Change	Comments
Ambulance*	\$ 632,753	\$ 693,622	10%	Due to increases in contract amounts
Dispatch Services	\$ -	\$ -	-	
Billing & Collection Services	\$ 15,852	\$ 8,003	-50%	Due to timing of invoices
County – Admin Services	\$ 18,815	\$ -	-	County costs not transferred in County system



• Q1 = July through September. Cut-off date 09/25/18

BUDGET

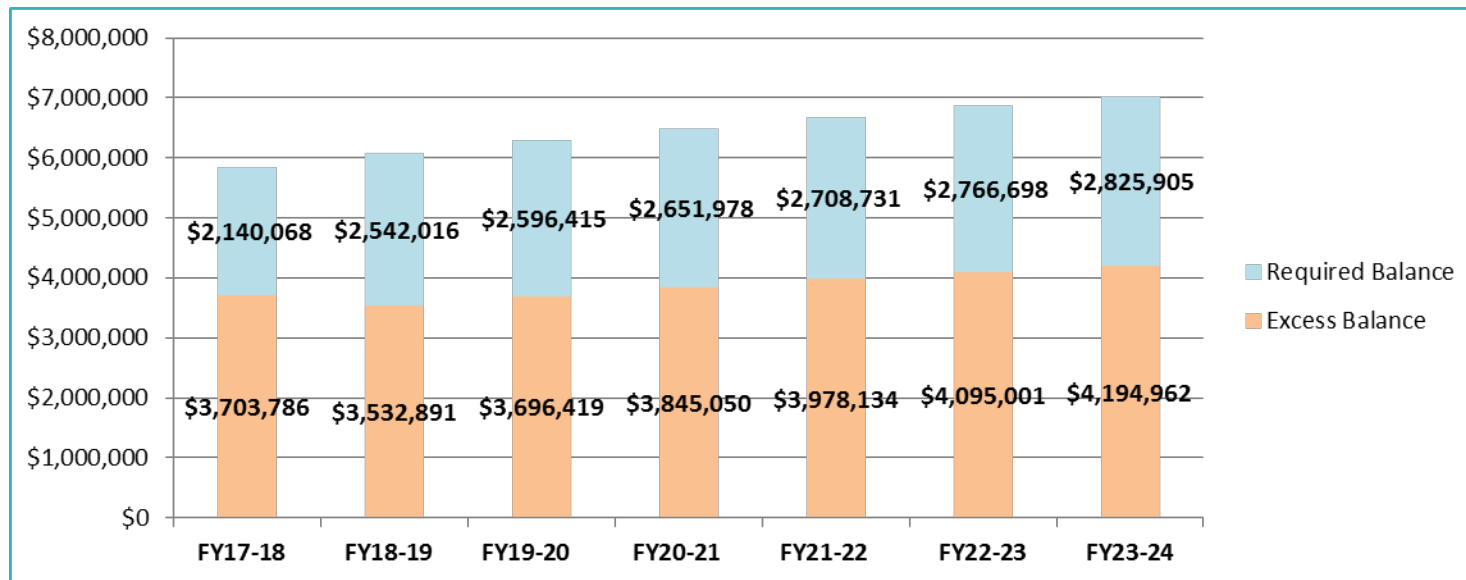


CSA 17 BUDGET	FY 16/17 Totals	FY 17/18 Totals	FY 18/19 BUDGET		
REVENUE					
Property Taxes	\$ 1,257,939	\$ 1,323,140			\$ 1,509,527
Benefit Taxes	\$ 1,603,872	\$ 1,578,598			\$ 1,635,949
Interest/Adjustment/Other	\$ 111,301	\$ 276,752			\$ 85,000
Transport Fee	\$ 1,895,100	\$ 1,995,018			\$ 2,084,610
TOTAL REVENUE	\$ 4,868,212	\$ 5,173,508			\$ 5,315,086
EXPENDITURES					
			Defibrillators		
City of Del Mar	\$ 17,112	\$ 19,262	\$ 20,116	\$ 2,260	\$ 22,376
City of Encinitas	\$ 79,538	\$ 79,581	\$ 88,532	\$ 8,368	\$ 96,900
Rancho Santa Fe Fire Protection District	\$ 102,040	\$ 42,282	\$ 59,316	\$ 7,991	\$ 67,307
Solana Beach	\$ 24,043	\$ 18,787	\$ 27,036	\$ 4,270	\$ 31,306
North County Dispatch	\$ 27,300	\$ 29,580	\$ 30,172	\$ -	\$ 30,172
AMR	\$ 3,660,645	\$ 3,859,703	\$ 3,992,663	\$ -	\$ 3,992,663
Wittman Enterprises	\$ 85,127	\$ 89,945	\$ 93,807	\$ -	\$ 93,807
Set Aside for Possible Capital Improvements	\$ -	\$ -	\$ 500,000	\$ -	\$ 500,000
<i>Public Access Defibrillation*</i>	\$ -	\$ -	\$ 20,000	\$ -	\$ 20,000
Sacramento Fire	\$ -	\$ 5,011	\$ 3,000	\$ -	\$ 3,000
Wildan	\$ -	\$ -	\$ 6,500	\$ -	\$ 6,500
County Admin Services	\$ 128,718	\$ 135,984	\$ 200,000	\$ -	\$ 200,000
Mutual Aid	\$ -	\$ -	\$ 20,000	\$ -	\$ 20,000
TOTAL EXPENDITURES	\$ 4,124,523	\$ 4,280,135	\$ 5,061,143	\$ 22,889	\$ 5,084,032
Revenue less Expenditures	\$ 743,689	\$ 893,373	\$ 253,944		\$ 231,055

RESERVES



	ACTUAL	BUDGETED	PROJECTIONS				
	FY17-18	FY18-19	FY19-20	FY20-21	FY21-22	FY22-23	FY23-24
Beginning Balance	\$4,950,480	\$5,843,853	\$6,074,907	\$6,292,834	\$6,497,029	\$6,686,865	\$6,861,699
Revenue	\$5,173,508	\$5,315,086	\$5,410,758	\$5,508,151	\$5,607,298	\$5,708,229	\$5,810,977
Expenses	\$4,280,135	\$5,084,032	\$5,192,830	\$5,303,957	\$5,417,462	\$5,533,395	\$5,651,810
Total Cash	\$5,843,853	\$6,074,907	\$6,292,834	\$6,497,029	\$6,686,865	\$6,861,699	\$7,020,867
Required Balance	\$ 2,140,068	\$ 2,542,016	\$ 2,596,415	\$ 2,651,978	\$ 2,708,731	\$2,766,698	\$ 2,825,905
Excess Balance	\$3,703,786	\$3,532,891	\$3,696,419	\$3,845,050	\$3,978,134	\$4,095,001	\$4,194,962
Amt added to Reserves	\$893,373	\$231,054	\$217,927	\$204,194	\$189,836	\$174,834	\$159,168
Total Cash	\$5,843,853	\$6,074,907	\$6,292,834	\$6,497,029	\$6,686,865	\$6,861,699	\$7,020,867

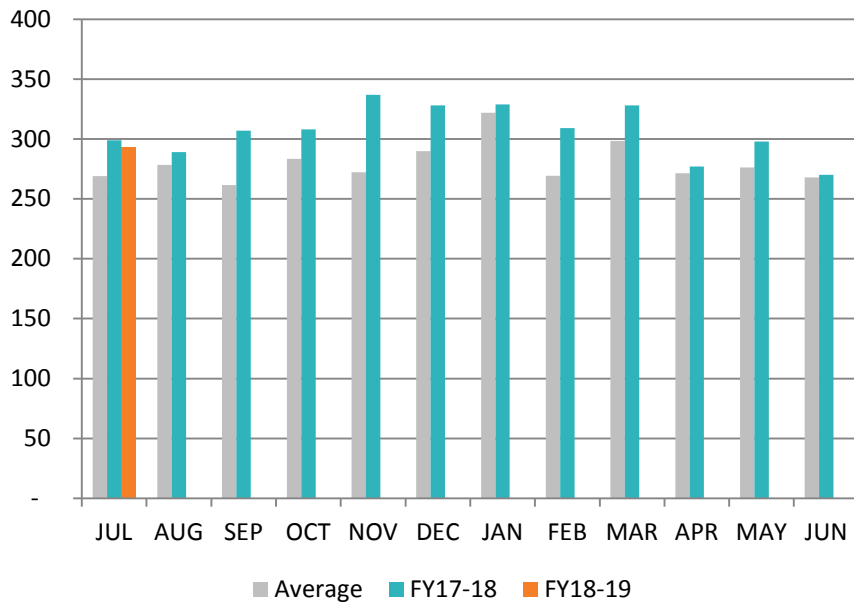


Excess Balance may be used to cover future costs of contracts and improving ambulance services.

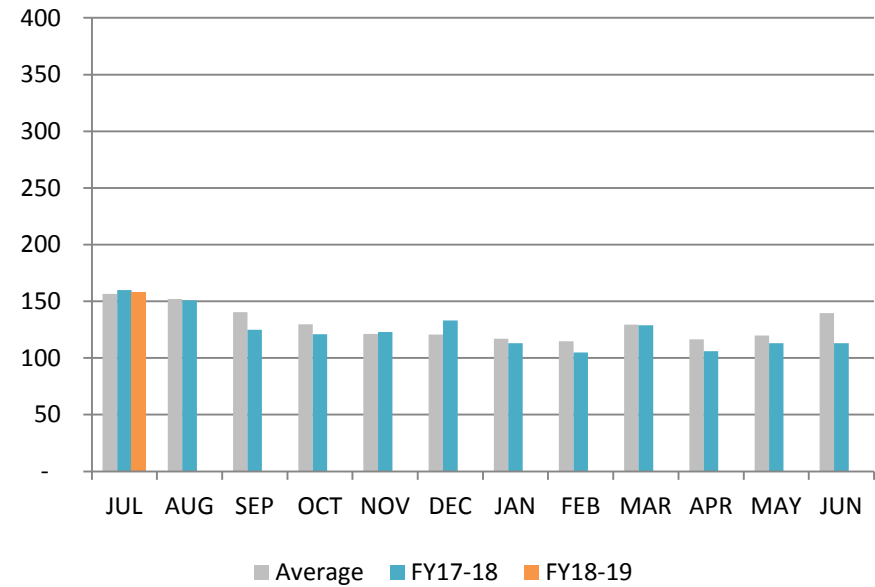
MONTHLY TRANSPORTS



Monthly Resident Transports



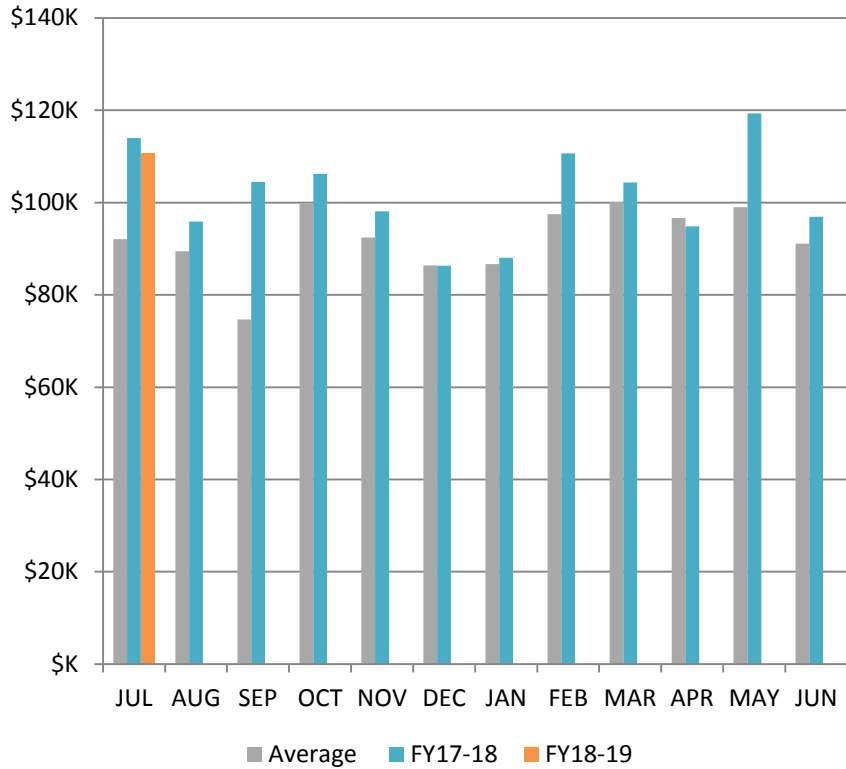
Monthly NonResident Transports



COLLECTIONS



Monthly Resident Receipts



Monthly Non-Resident Receipts

