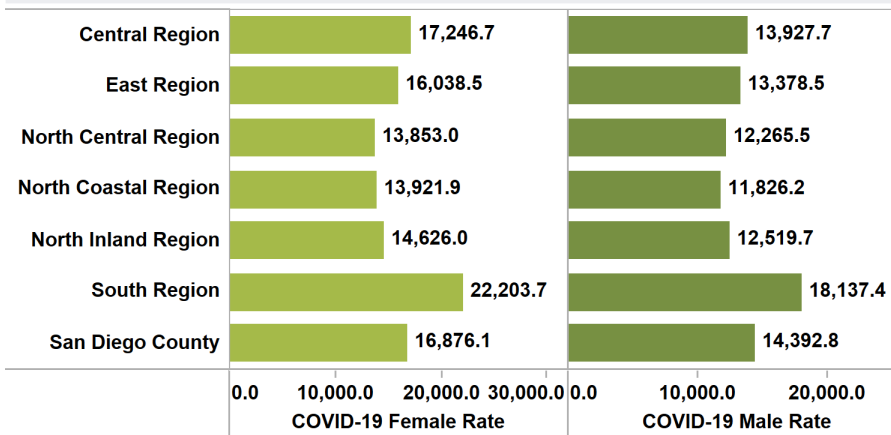


SAN DIEGO COUNTY CUMULATIVE COVID-19 RATE* PER 100,000 RESIDENTS BY HHSA REGION^ (DATA THROUGH JANUARY 1, 2022 - DECEMBER 31, 2022)

SAN DIEGO COUNTY HHSA REGION COVID-19 RATE, BY SEX



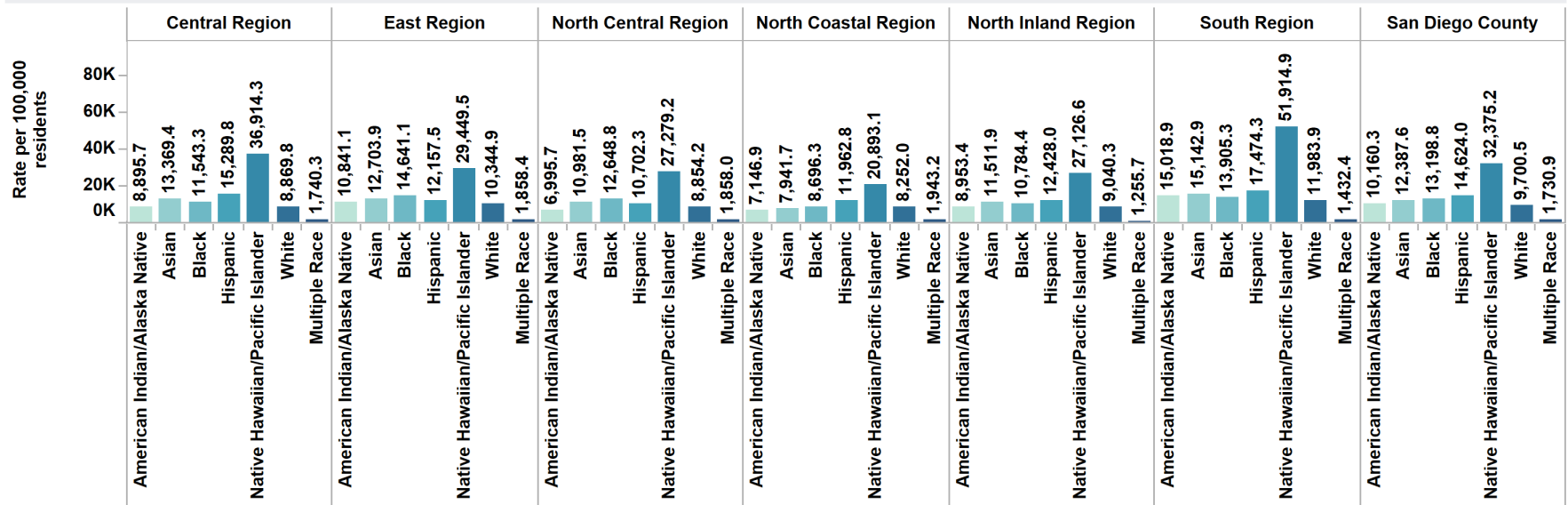
SAN DIEGO COUNTY COVID-19 RATE BY HHSA REGION



*A rate is the number of cases divided by the population, usually multiplied by a constant (100,000 in the following example). For example 987 cases, divided by population of 654,321, would be a rate of 150.8 per 100,000 population. This means for every 100,000 people, 150- 151 cases would be expected.

Health equity is achieved when “every person has the opportunity to ‘attain his or her full health potential’ and no one is disadvantaged from achieving this potential because of social position or other socially determined circumstances.” -Centers for Disease Control and Prevention

SAN DIEGO COUNTY HHSA REGION COVID-19 RATE, BY RACE/ETHNICITY**



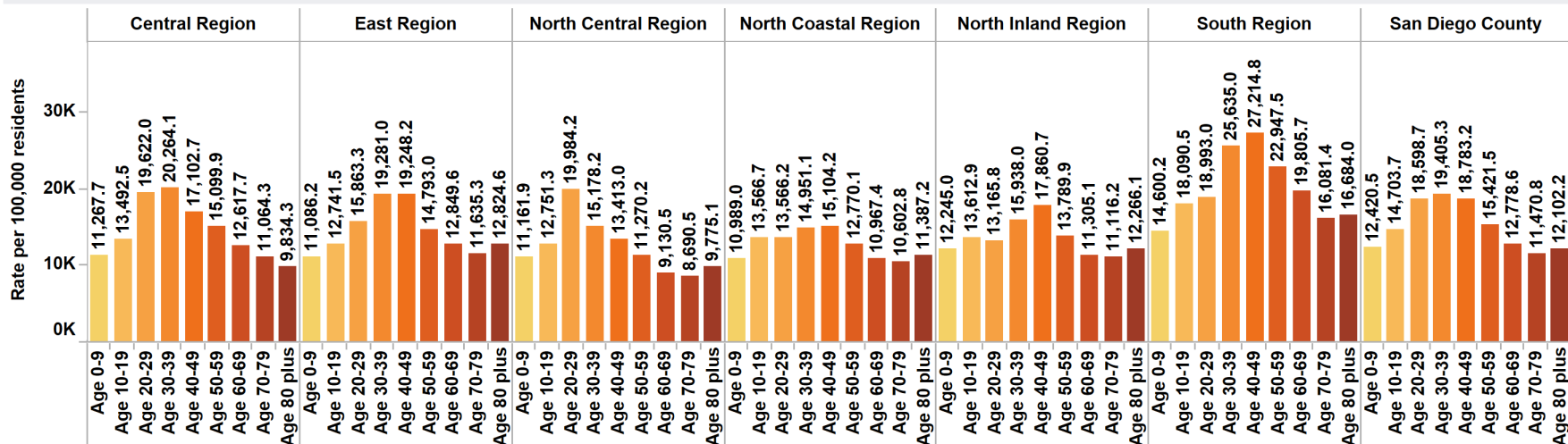
**Persons of Hispanic/Latino ethnicity may belong to any race group. All categories except Hispanic/Latino include persons for whom race is known but ethnicity is non-Hispanic or unknown.

Data through 1/1/2022-12/31/2022. Data are preliminary and subject to change. More information may become available as individual case investigations are completed. ^HHSA Region of residence, which may not be location of exposure, only cases with known zip code are included in rate calculation. Data source: San Diego County Communicable Disease Registry.

Prepared by: County of San Diego, Health and Human Services Agency, Public Health Services, Community Health Statistics Unit, 1/27/2023.

SAN DIEGO COUNTY CUMULATIVE COVID-19 RATE* PER 100,000 RESIDENTS BY HHSA REGION^ (DATA THROUGH JANUARY 1, 2022 - DECEMBER 31, 2022)

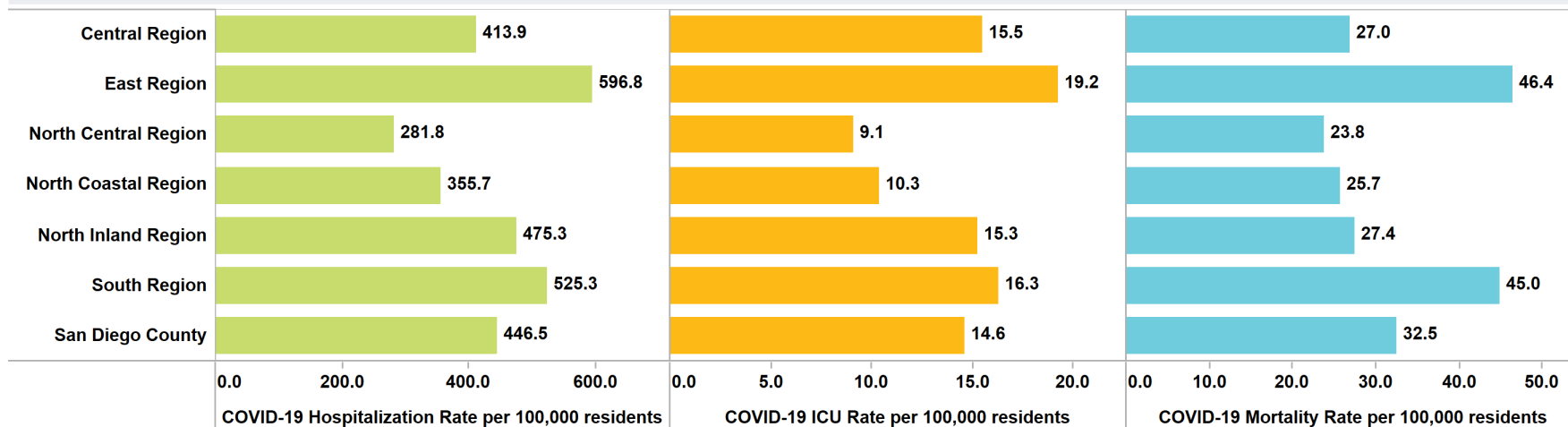
SAN DIEGO COUNTY, HHSA REGION, COVID-19 RATE BY AGE



*A rate is the number of cases divided by the population, usually multiplied by a constant (100,000 in the following example). For example 987 cases, divided by population of 654,321, would be a rate of 150.8 per 100,000 population. This means for every 100,000 people, 150- 151 cases would be expected.

Health equity is achieved when “every person has the opportunity to ‘attain his or her full health potential’ and no one is disadvantaged from achieving this potential because of social position or other socially determined circumstances.” -Centers for Disease Control and Prevention

SAN DIEGO COUNTY COVID-19 HOSPITALIZATION, ICU & MORTALITY RATES, BY HHSA REGION



Data through 1/1/2022-12/31/2022. Data are preliminary and subject to change. More information may become available as individual case investigations are completed. ^HHSA Region of residence which may not be location of exposure, only cases with known zip code are included in rate calculation. Data source: San Diego County Communicable Disease Registry. Prepared by: County of San Diego, Health and Human Services Agency, Public Health Services, Community Health Statistics Unit, 1/27/2023.