

MONTHLY COMMUNICABLE DISEASE REPORT

MARCH 2023

Volume 7, Issue 3: April 17, 2023

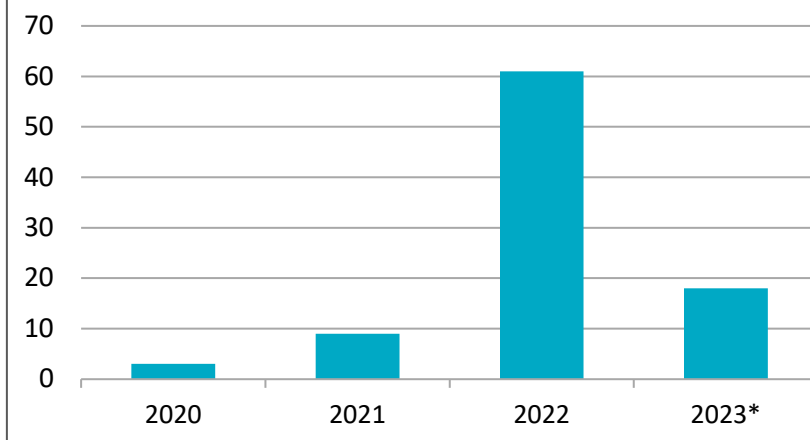
CANDIDA AURIS

Since 2009, when *Candida auris* was first identified as a pathogen in Japan, this multidrug-resistant yeast has emerged as a major public health concern, with reports of healthcare associated outbreaks that have resulted in severe and fatal infections. Some strains are resistant to the three major antifungal classes, therefore limiting therapeutic options. *C. auris* has a special predilection for the skin that results in a prolonged carrier state. Its ability to survive in harsh environmental conditions contributes to its persistence in the healthcare environment for weeks, and routine disinfectants used in healthcare settings are not effective against this organism.

As of 2020, *C. auris* has been isolated in more than 40 countries across six continents and has led to several recent outbreaks in hospitals worldwide. Whole genome sequencing and epidemiologic analyses performed on samples obtained during 2012-2015 identified the simultaneous emergence of multidrug-resistant *C. auris* across three continents, thereby suggesting independent evolution.

California experienced its first *C. auris* outbreak in Orange County in February 2019. Although initially contained, a second surge was noted during the COVID-19 pandemic in May 2020 and spread throughout Southern California. Between May 2020-May 2021, 1,192 cases of *C. auris* were identified in 93 California healthcare facilities. During the peak of the COVID-19 pandemic in December 2020 when nearly 1.2 million COVID-19 cases were documented in California, there was a corresponding increase in the number of *C. auris* cases (184) in February 2021 (Figure 3), still primarily in Southern California. The majority were colonization related and identified in long term acute care hospitals. *C. auris* has since been detected in Northern and Central California as well. Statewide mitigation efforts were implemented and are ongoing.

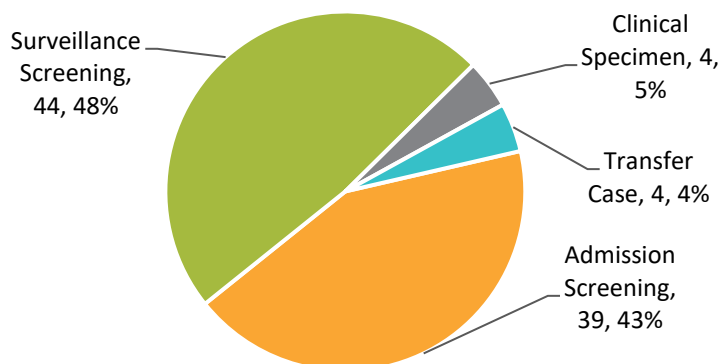
Figure 1. *Candida auris* Cases, San Diego County, 2020-2023*



*2023 data are year-to-date; current as of 4/14/2023. Data are provisional and subject to change as additional information becomes available. Includes cases originally from other jurisdictions but residing in a San Diego County facility at time of identification.

Figure 2. *Candida auris* Cases by Means of Identification, San Diego County, 2020-2023*

N=91



*2023 data are year-to-date; current as of 4/14/2023. Surveillance screening is screening conducted for public health surveillance. Transfer cases are those known to be colonized at time of transfer into a San Diego County facility. Clinical specimen means the case was initially detected through culture of a clinical specimen such as blood, urine, wound.

Continued on next page

The Monthly Communicable Disease Surveillance Report is a publication of the County of San Diego Public Health Services Epidemiology and Immunization Services Branch (EISB). EISB identifies, investigates, registers, and evaluates communicable, reportable, and emerging diseases and conditions to protect the health of the community. The purpose of this report is to present trends in communicable disease in San Diego County. To subscribe to this report, visit the [Data and Reports](https://www.sdepi.org) page on the Epidemiology Program website (www.sdepi.org) and click on the subscribe link.



MONTHLY COMMUNICABLE DISEASE REPORT

MARCH 2023

Volume 7, Issue 3: April 17, 2023

CANDIDA AURIS, continued

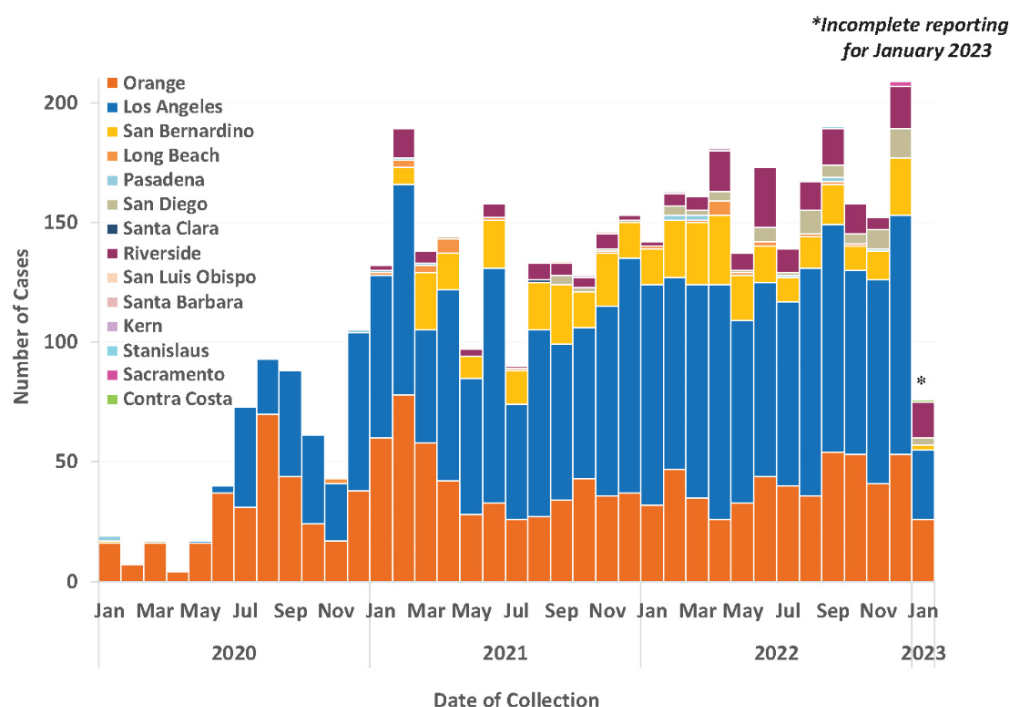
In San Diego County, 91 cases of *C. auris* have been identified and reported to the County of San Diego between March 2020-present (Figures 1 and 2). The County is conducting ongoing investigation to identify instances of secondary transmission in San Diego and working with facilities on containment.

As with other multi-drug resistant organisms, risk factors that predispose patients to *C. auris* infection and colonization include: multiple medical problems, such as immunosuppressive states, diabetes mellitus, recent surgery; presence of indwelling medical devices (e.g., central venous catheters, urinary catheters); prolonged exposure to healthcare facilities (e.g., long-term care facilities, high acuity general acute care hospital units); and extensive exposure to antimicrobial agents. Most patients with *C. auris* are asymptomatically colonized; these individuals often remain colonized with *C. auris* for many months, perhaps indefinitely, even after the acute infection has resolved. Invasive infections, such as bloodstream, wound, and ear infections develop in 5-10% of cases. Persistent fungemia, when associated with a central line that cannot be removed, is likely related to a biofilm or to hematogenous dissemination to other sites. Eradication of soft-tissue infection can be difficult, even with appropriate antimicrobial therapy, unless the bioburden is reduced. Based on a limited number of cases with

C. auris infections, the Centers for Disease Control and Prevention estimates the overall mortality to be 30-60%.

The [accurate diagnosis](#) of *C. auris* is dependent on the laboratory methods used; therefore, knowing the laboratory methodology is critical. Matrix-assisted laser desorption/ionization time-of-flight mass spectrometry (MALDI-TOFMS) is the most reliable method to detecting *C. auris*, but *C. auris* must be included in the database. The identification of *C. haemulonii* should be an alert that *C. auris* is a possibility. Other *Candida* species may be misidentified and are dependent on the phenotypic method that is used for yeast identification. Although not yet widely available, molecular methods can correctly identify *C. auris*.

Figure 3. *Candida auris* Cases in California by Local Health Jurisdiction, January 2020-January 2023*



Source: California Health Alert Network (CAHAN) [Health Advisory](#): Emergence of *Candida auris* in Healthcare Facilities in Northern California, February 2023.

Resources

- [Centers for Disease Control and Prevention \(CDC\) Candida auris Website](#)
- [CDC Candida auris Fact Sheets](#)
- [California Department of Public Health \(CDPH\) Candida auris website](#)
- [County of San Diego Healthcare-Associated Infections Website](#)

Suggested citation: Kang G, Chinn R, Beatty M. *Candida Auris*. County of San Diego Monthly Communicable Disease Report 2022; 7(3):1-2.



Epidemiology and Immunization Services Branch

619-692-8499 ♦ www.sdepi.org

Page 2 of 5

MONTHLY COMMUNICABLE DISEASE REPORT

MARCH 2023

Volume 7, Issue 3: April 17, 2023

Table 1. Select Reportable Diseases		2023			Prior Years		
		Current Month	Prior Month	Year-to-Date (YTD)	2022 YTD	Avg YTD, 2020-2022	2022 Total
Disease and Case Inclusion Criteria (C,P,S)							
Botulism (Foodborne, Infant, Wound, Other)	C,P	0	0	0	0	0.3	5
Brucellosis	C,P	1	0	1	2	1.0	5
Campylobacteriosis	C,P	77	57	218	144	155.3	955
Chickenpox, Hospitalization or Death	C,P	0	0	1	0	1.0	1
Chikungunya	C,P	0	0	0	1	0.3	2
Coccidioidomycosis	C	20	25	75	109	125.3	426
Cryptosporidiosis	C,P	11	3	18	8	9.0	93
Dengue Virus Infection	C,P	0	0	1	1	1.0	14
Encephalitis, All	C	0	1	4	7	11.0	27
Giardiasis	C,P	13	11	34	39	38.3	191
Hepatitis A, Acute	C	9	5	17	1	5.0	30
Hepatitis B, Acute	C	0	0	3	6	3.7	12
Hepatitis B, Chronic	C,P	62	66	184	242	213.7	904
Hepatitis C, Acute	C,P	0	6	10	27	27.0	88
Hepatitis C, Chronic	C,P	144	158	511	806	1,006.3	2,943
Legionellosis	C	4	9	28	24	17.3	84
Listeriosis	C	1	1	2	0	0.3	18
Lyme Disease	C,P	0	0	0	2	2.0	7
Malaria	C	0	0	0	2	2.3	11
Measles (Rubeola)	C	0	0	0	0	0.0	0
Meningitis, Aseptic/Viral	C,P,S	5	4	11	16	18.7	75
Meningitis, Bacterial	C,P,S	1	5	8	8	8.7	33
Meningitis, Other/Unknown	C	0	1	4	4	7.0	23
Meningococcal Disease	C,P	1	0	1	0	1.3	2
Mumps	C,P	0	0	0	1	5.3	3
Pertussis	C,P	2	17	29	17	73.0	102
Rabies, Animal	C	0	0	0	1	1.0	3
Rocky Mountain Spotted Fever	C,P	0	0	0	0	0.7	3
Salmonellosis (Non-Typhoid/Non-Paratyphoid)	C,P	33	35	120	93	85.7	680
Shiga toxin-Producing <i>E. coli</i> (including O157)	C,P	7	5	19	39	32.0	208
Shigellosis	C,P	18	34	92	75	58.7	527
Typhoid Fever	C,P	1	0	1	8	3.3	13
Vibriosis	C,P	1	1	3	3	4.0	38
West Nile Virus Infection	C,P	0	0	0	0	0.0	3
Yersiniosis	C,P	3	5	11	2	3.7	46
Zika Virus	C,P	0	0	0	0	0.0	1

Case counts are provisional and subject to change as additional information becomes available. Cases are grouped into calendar months and calendar years on the basis of the earliest of the following dates: onset, lab specimen collection, diagnosis, death, and report received. Counts may differ from previously or subsequently reported counts due to differences in inclusion or grouping criteria, late reporting, or updated case information. Inclusion criteria (C,P,S = Confirmed, Probable, Suspect) based on Council of State and Territorial Epidemiologists/Centers for Disease Control and Prevention (CSTE/CDC) surveillance case criteria.

[San Diego County Sexually Transmitted Infection Data](#) | [San Diego County Tuberculosis Data](#)



Epidemiology and Immunization Services Branch

619-692-8499 ♦ www.sdepi.org

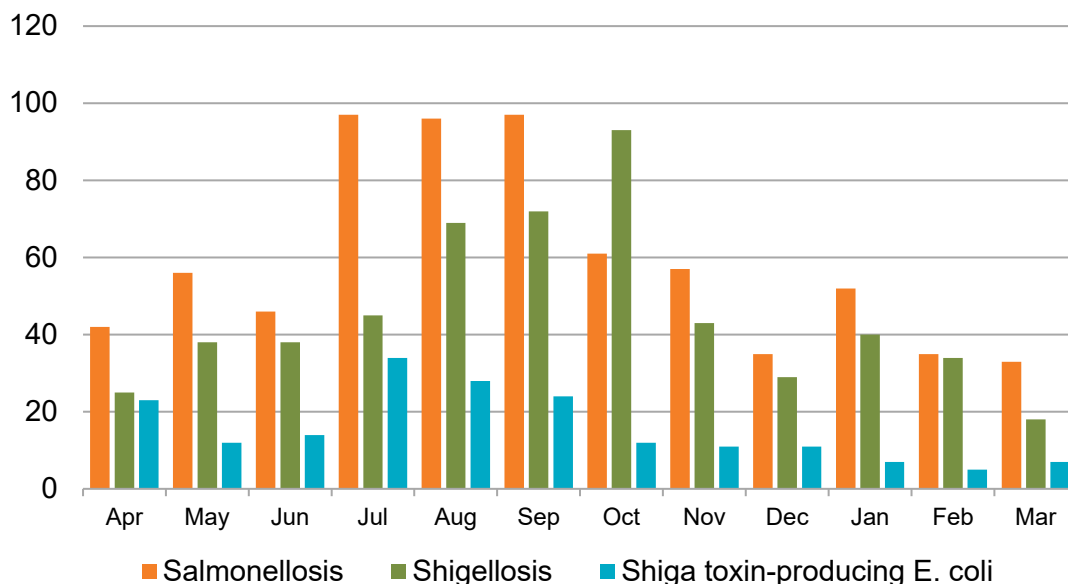
Page 3 of 5

MONTHLY COMMUNICABLE DISEASE REPORT

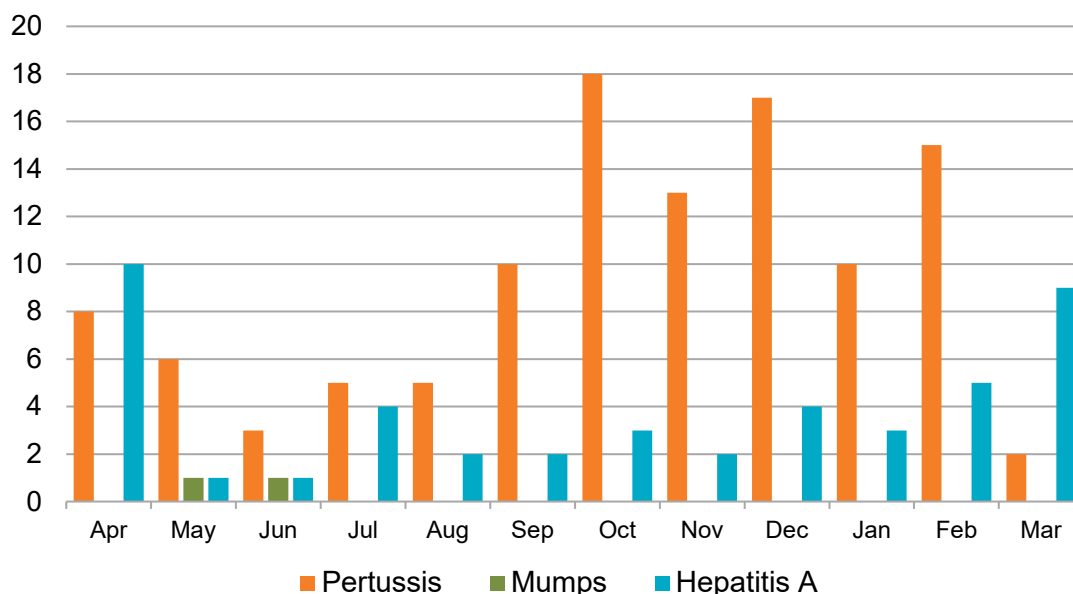
MARCH 2023

Volume 7, Issue 3: April 17, 2023

**Figure 4. Select Enteric Infections by Month
April 2022 – March 2023**



**Figure 5. Select Vaccine-Preventable Infections by Month
April 2022 – March 2023**



Case counts are provisional and subject to change as additional information becomes available. Cases are grouped into calendar months and calendar years on the basis of the earliest of the following dates: onset, lab specimen collection, diagnosis, death, and report received. Counts may differ from previously or subsequently reported counts due to differences in inclusion or grouping criteria, late reporting, or updated case information. Inclusion criteria (C,P,S = Confirmed, Probable, Suspect) based on Council of State and Territorial Epidemiologists/Centers for Disease Control and Prevention (CSTE/CDC) surveillance case criteria.

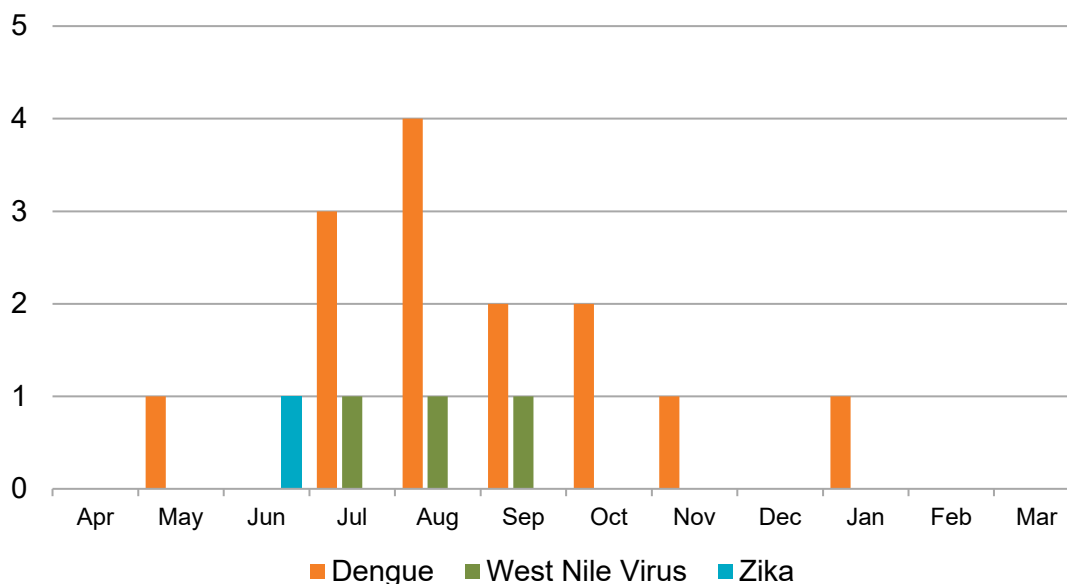


MONTHLY COMMUNICABLE DISEASE REPORT

MARCH 2023

Volume 7, Issue 3: April 17, 2023

**Figure 6. Select Vector-Borne Infections by Month
April 2022 – March 2023**



All of the dengue and Zika virus cases are travel-associated. For additional information on Zika cases, see the [HHSA Zika Virus webpage](#). For more information on West Nile virus, see the [County West Nile virus webpage](#). **Case counts are provisional and subject to change as additional information becomes available.** Cases are grouped into calendar months and calendar years on the basis of the earliest of the following dates: onset, lab specimen collection, diagnosis, death, and report received. Counts may differ from previously or subsequently reported counts due to differences in inclusion or grouping criteria, late reporting, or updated case information. Inclusion criteria (C,P,S = Confirmed, Probable, Suspect) based on Council of State and Territorial Epidemiologists/Centers for Disease Control and Prevention (CSTE/CDC) surveillance case criteria.

Disease Reporting in San Diego County

San Diego County communicable disease surveillance is a collaborative effort among Public Health Services, hospitals, medical providers, laboratories, and the [San Diego Health Connect](#) Health Information Exchange (HIE). The data presented in this report are the result of this effort.

Reporting is crucial for disease surveillance and detection of disease outbreaks. Under the California Code of Regulations, Title 17 (Sections [2500](#), [2505](#), and [2508](#)), public health professionals, medical providers, laboratories, schools, and others are mandated to report more than 80 diseases or conditions to San Diego County Health and Human Services Agency.

To report a communicable disease, contact the Epidemiology Program by phone at (619) 692-8499 or download and print a Confidential Morbidity Report form and fax it to (858) 715-6458. For urgent matters on evenings, weekends or holidays, dial (858) 565-5255 and ask for the Epidemiology Program duty officer. For more information, including a complete list of reportable diseases and conditions in California, visit the Epidemiology Program website, www.sdepi.org.

Tuberculosis, sexually transmitted infections, and HIV disease are covered by other programs within Public Health Services. For information about reporting and data related to these conditions, search for the relevant program on the Public Health Services website, <http://www.sandiegocounty.gov/content/sdc/hhsa/programs/phs.html>.

