EPIDEMIOLOGY AND IMMUNIZATION SERVICES BRANCH

MONTHLY COMMUNICABLE DISEASE REPORT

OCTOBER 2026

Volume 10, Issue 10: November 16, 2026

SALMONELLA ENTERITIDIS

Salmonellosis is a major cause of bacterial illness in the United States. Infection with *Salmonella* bacteria typically causes diarrhea, fever, and abdominal cramps, usually starting 12-72 hours after infection. Most people recover within a week without antibiotics. However, extra-intestinal and invasive infections are possible, as is severe illness requiring hospitalization, particularly in infants, the elderly, and those with compromised immune systems. Transmission most commonly occurs through consumption of contaminated food, but infection can also result from contact with infected animals or their environments, or through person-to-person transmission.

Figure 1. Salmonellosis Cases by Serotype, San Diego County, 2020 - 2025

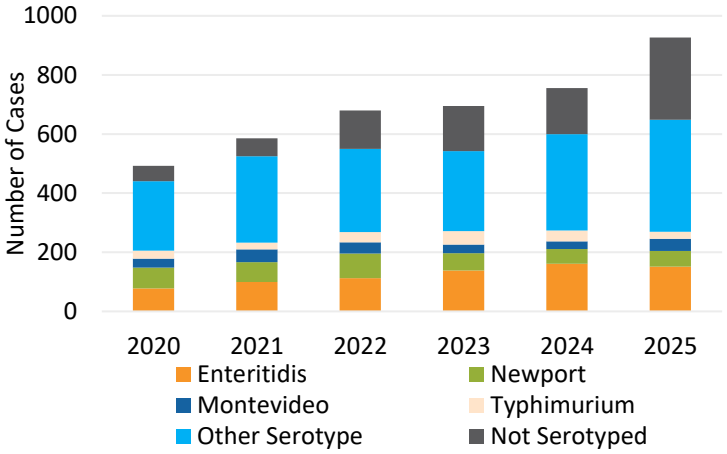

Data are grouped by CDC disease years and subject to change as additional information becomes available.

Salmonella enterica serotype Enteritidis (*S.* Enteritidis or SE) is an important cause of human salmonellosis and has historically been associated with poultry and egg products, including internal egg contamination via infected laying hens. However, infection can also occur through other contaminated foods, animal contact, and international travel. The Centers for Disease Control and Prevention (CDC) estimates that over one million illnesses and 420 deaths in the United States (U.S.) are caused by salmonellosis each year. Per the CDC Foodborne Disease Active Surveillance Network (FoodNet), 16% of salmonellosis cases from 1996-2024 were serotype Enteritidis, which is the most common serotype, followed by Typhimurium (13%) and Newport (10%). In San Diego County, an average of 689 cases of salmonellosis have been reported annually to the Epidemiology Unit over the last five years. Of the over 3,000 isolates successfully sequenced between 2020-2025, 22% were SE.

Figure 2. Risk Factors Reported by Salmonellosis Case-Patients, San Diego County, 2020-2025

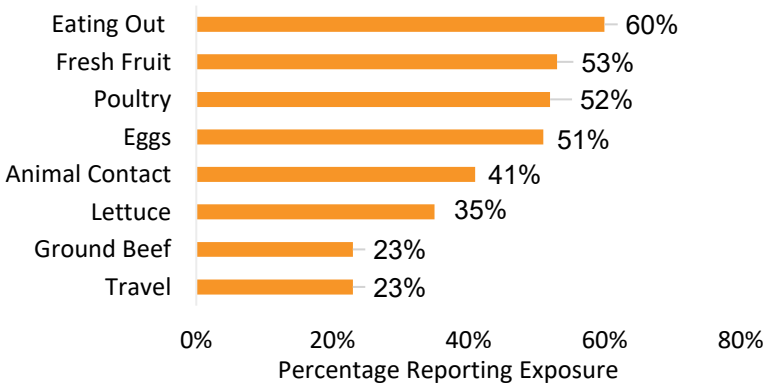

Data are provisional and subject to change as additional information becomes available. These are reported risk factors, not confirmed sources of infection; persons may have more than one risk factor. Denominators are cases with complete information for the question.

Of the 4,136 salmonellosis cases reported to the County of San Diego between 2020 and 2025, 3,569 (86%) were interviewed. Of these cases, the most commonly reported risk factors included eating food outside of the home (60%), fresh fruit (53%), poultry (52%), eggs (51%), and animal contact (41%). Among the 1,457 cases who reported animal contact, 1,240 (85%) reported contact with pet dogs and/or cats, 173 (12%) with reptiles, and 147 (10%) with birds, of which 56 (38%) were with backyard poultry.

Identifying the source of individual infections can be challenging because cases may occur sporadically or as part of larger outbreaks involving geographically dispersed individuals.

Continued on next page

The Monthly Communicable Disease Surveillance Report is a publication of the County of San Diego Public Health Services Epidemiology and Immunization Services Branch (EISB). EISB identifies, investigates, registers, and evaluates communicable, reportable, and emerging diseases and conditions to protect the health of the community. The purpose of this report is to present trends in communicable disease in San Diego County. To subscribe to this report, visit the Data and Reports page on the Epidemiology Program website (www.sdepi.org) and click on the subscribe link.

SALMONELLA ENTERITIDIS, continued

Whole-genome sequencing (WGS) has strengthened the ability of public health agencies to identify genetically related *Salmonella* isolates and detect potential clusters of illness. Many clusters detected by WGS are multistate outbreaks for which the investigation is coordinated by CDC, but others are investigated at the state or local level.

From January 2021 to October 2026, 542 San Diego County salmonellosis cases were a part of 96 salmonellosis WGS cluster investigations, involving 10,536 cases nationwide. During this period, 21 national SE WGS outbreak investigations were initiated, involving 96 San Diego County SE cases across investigations. There was a median of three San Diego County cases per SE cluster investigation, with a range of 1-22 cases. Of the 21 SE WGS cluster investigations, 17 identified a potential common food item, food establishment, or other exposure, such as international travel, and four did not identify a common exposure. Seven (33%) SE WGS investigations resulted in environmental assessments, such as visits to restaurants, farms, processing sites, and feedstores, one (5%) resulted in traceback activities alone, and three (14%) resulted in food product recalls. The two recalls in 2025 were both for shell eggs from two different suppliers (August Egg Company and Country Eggs, LLC). Of the eight clusters with a suspected source of chicken, six (75%) were closely related to isolates from chicken (N=5) or chick paper (N=1).

In 2026, the County of San Diego Epidemiology Unit detected a local outbreak of SE. Twenty-five confirmed cases were linked to this outbreak, thirteen of which occurred in June and July 2026 and were associated with eating items served with mayonnaise made with raw, unpasteurized eggs at a local grocery store deli. The eggs used in the mayonnaise were traced back to a local farm. Twelve of the 25 cases, including six residents of other jurisdictions, were linked to the outbreak by WGS. Several of these cases also reported consuming eggs from the local farm, either purchased at stores or directly from the farm. FDA testing at the farm identified two environmental samples that were positive for the same SE strain that caused human illness in this outbreak. The farm voluntarily recalled eggs from specific lots in early September 2026.

Table 1. Case Counts and Outbreak Summaries of Salmonella Enteritidis (SE) Whole-Genome Sequencing (WGS) Cluster Investigations Involving San Diego County Cases, 2021-2026*

Year	No. of WGS SE OBKs (% of total WGS OBKs)	No. of Local Cases	No. of Total Cases	Suspected or Confirmed Sources of Infection	Public Health Interventions and Recalls
2021	5 (17%)	21	90	Chicken (2), oysters (1), international travel (1)	None
2022	2 (11%)	5	46	Chicken (1), international travel (1)	None
2023	2 (11%)	5	64	Chicken/live poultry contact (1)	None
2025	5 (56%)	9	290	Shell eggs (2), chicken (2), oysters (1)	2 egg recalls, 2 farms/processing sites tested, 1 oyster traceback
2026*	7 (23%)	56	134	Eggs (4), live poultry (2), international travel (1)	2 restaurant inspections/corrections, 1 backyard poultry/feedstore visit, 1 farm site tested, 1 egg recall

*2026 data are year-to-date; data current as of 10/26/2026. Data are grouped by year of report and are subject to change as additional information becomes available. There were no WGS Clusters involving San Diego County cases of Salmonella Enteritidis in 2024. A single cluster may have more than one suspected source of infection. WGS: Whole-genome sequencing. OBK: outbreak.

Resources

- Centers for Disease Control and Prevention (CDC): Salmonellosis
- California Department of Public Health: Salmonellosis
- Emerging Infectious Diseases: Salmonella Enteritidis Infections, United States, 1985-1999.

Suggested citation:
Poranski M, Springfield O, Maroufi A, Helm J, Bregman S, Nelson JA. *Salmonella* Enteritidis. County of San Diego Monthly Communicable Disease Report 2026; 10(10):1-2.

MONTHLY COMMUNICABLE DISEASE REPORT

OCTOBER 2026

Volume 10, Issue 10: November 16, 2026

Table 2. Select Reportable Diseases

Disease and Case Inclusion Criteria (C,P,S)		2026 October	2026 Sept.	2026 January - October (YTD)	Prior Years 2025 YTD	Prior Years Avg YTD, 2023-2025	Prior Years 2025 Total
Botulism (Foodborne, Infant, Wound, Other)	C,P	0	0	1	4	3.0	4
Brucellosis	C,P	0	0	2	0	1.3	0
Campylobacteriosis	C,P	100	122	1,016	1,011	983.7	1,199
Candida auris	C	11	23	158	143	116.0	169
Chickenpox, Hospitalization or Death	C,P	0	0	2	2	4.0	2
Chikungunya	C,P	1	0	2	1	1.0	1
Coccidioidomycosis	C	69	68	595	573	478.7	658
Cryptosporidiosis	C,P	7	23	158	132	120.0	154
Cyclosporiasis	C,P	0	0	32	21	18.0	21
Dengue Virus Infection	C,P	2	0	7	14	27.7	17
Encephalitis, All	C	0	0	20	31	32.7	37
Giardiasis	C,P	20	26	210	218	210.7	251
Hepatitis A, Acute	C	1	0	4	10	19.0	11
Hepatitis B, Acute	C	1	0	14	14	13.7	15
Hepatitis B, Chronic	C,P	56	44	494	586	568.0	685
Hepatitis C, Acute	C,P	4	6	83	83	88.3	93
Hepatitis C, Chronic	C,P	112	136	998	1,193	1,586.3	1,386
Legionellosis	C	4	10	87	65	68.3	79
Listeriosis	C	1	4	13	8	9.0	10
Lyme Disease	C,P	1	2	5	7	7.3	8
Malaria	C	0	1	5	14	13.3	16
Measles (Rubeola)	C	0	0	0	1	1.7	1
Meningitis, Aseptic/Viral	C,P,S	8	7	55	70	70.7	93
Meningitis, Bacterial	C,P,S	2	2	29	40	34.7	51
Meningococcal Disease	C,P	0	1	2	9	5.7	11
Mumps	C,P	1	28	29	7	2.7	8
Pertussis	C,P	8	11	203	299	353.7	342
Rabies, Animal	C	1	4	44	20	12.7	21
Rocky Mountain Spotted Fever	C,P	0	0	0	1	2.7	1
Salmonellosis (Non-Typhoid/Non-Paratyphoid)	C,P	78	89	762	811	679.3	927
Shiga toxin-Producing *E. coli* (including O157)	C,P	11	23	254	261	239.3	301
Shigellosis	C,P	38	57	401	353	401.7	400
Typhoid Fever	C,P	0	0	3	1	3.3	2
Vibriosis	C,P	7	7	61	50	46.7	59
West Nile Virus Infection	C,P	4	5	18	0	0.7	0
Yersiniosis	C,P	8	12	152	143	111.0	160
Zika Virus	C,P	0	0	1	1	0.7	1

Case counts are provisional and subject to change as additional information becomes available. Cases are grouped into calendar months and calendar years on the basis of the earliest of the following dates: onset, lab specimen collection, diagnosis, death, and report received. Counts may differ from previously or subsequently reported counts due to differences in inclusion or grouping criteria, late reporting, or updated case information. Inclusion criteria (C,P,S = Confirmed, Probable, Suspect) based on Council of State and Territorial Epidemiologists/Centers for Disease Control and Prevention (CSTE/CDC) surveillance case criteria. Includes San Diego County resident cases only.

San Diego County Sexually Transmitted Infection Data | San Diego County Tuberculosis Data

MONTHLY COMMUNICABLE DISEASE REPORT

OCTOBER 2026

Volume 10, Issue 10: November 16, 2026

Figure 3. Select Enteric Infections by Month
November 2025 – October 2026

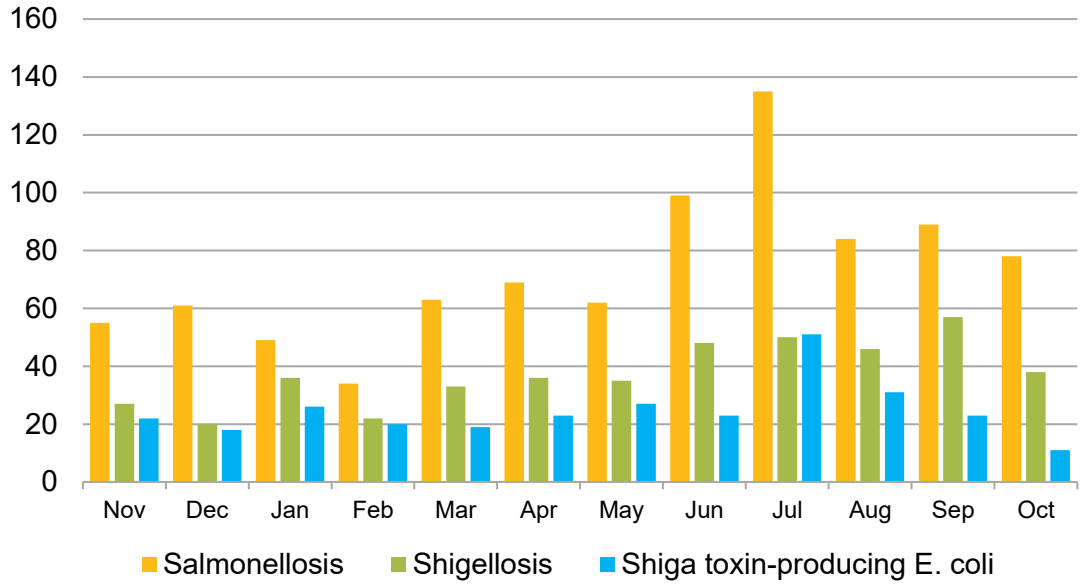

Figure 4. Select Vaccine-Preventable Infections by Month
November 2025 – October 2026

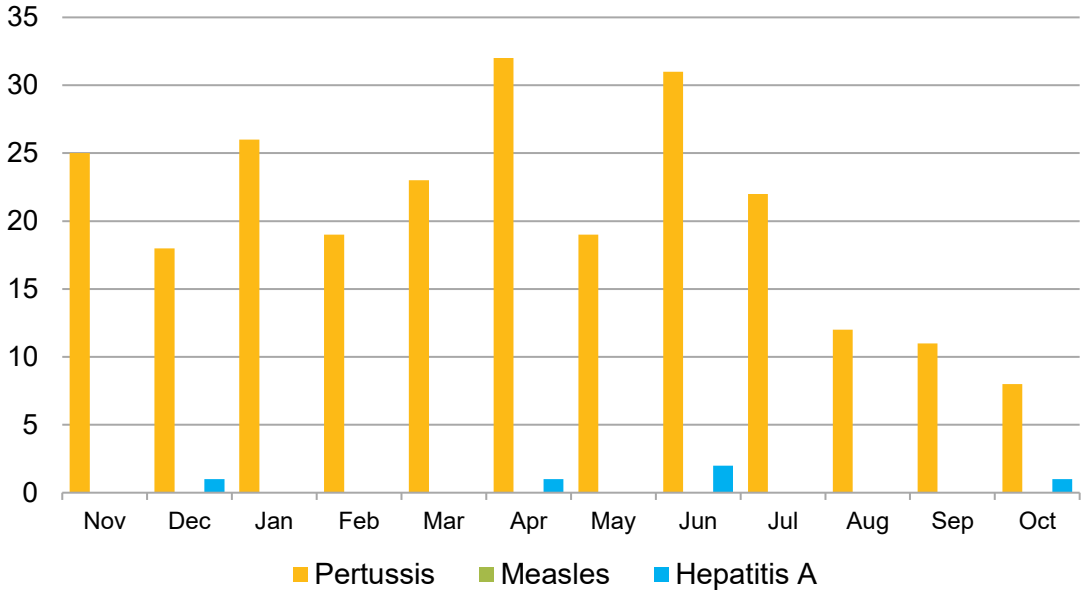

Case counts are provisional and subject to change as additional information becomes available. Cases are grouped into calendar months and calendar years on the basis of the earliest of the following dates: onset, lab specimen collection, diagnosis, death, and report received. Counts may differ from previously or subsequently reported counts due to differences in inclusion or grouping criteria, late reporting, or updated case information. Inclusion criteria (C,P,S = Confirmed, Probable, Suspect) based on Council of State and Territorial Epidemiologists/Centers for Disease Control and Prevention (CSTE/CDC) surveillance case criteria.

MONTHLY COMMUNICABLE DISEASE REPORT

OCTOBER 2026

Volume 10, Issue 10: November 16, 2026

Figure 5. Select Vector-Borne Infections by Month
November 2025 – October 2026

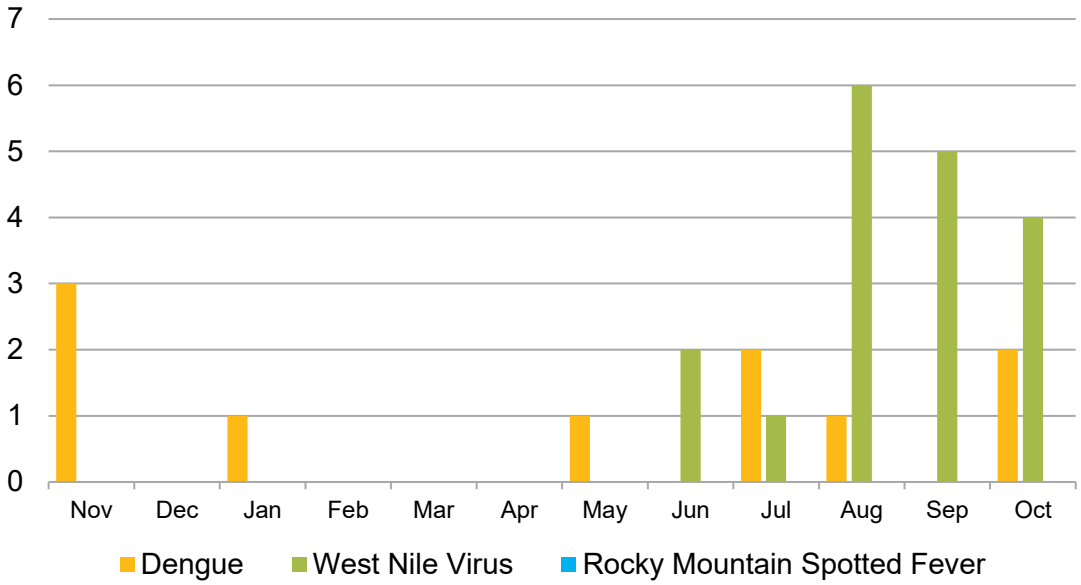

See the County disease-specific webpages, for more information on West Nile virus and Dengue.
Case counts are provisional and subject to change as additional information becomes available. Cases are grouped into calendar months and calendar years on the basis of the earliest of the following dates: onset, lab specimen collection, diagnosis, death, and report received. Counts may differ from previously or subsequently reported counts due to differences in inclusion or grouping criteria, late reporting, or updated case information. Inclusion criteria (C,P,S = Confirmed, Probable, Suspect) based on Council of State and Territorial Epidemiologists/Centers for Disease Control and Prevention (CSTE/CDC) surveillance case criteria.

Disease Reporting in San Diego County

San Diego County communicable disease surveillance is a collaborative effort among Public Health Services, hospitals, medical providers, laboratories, and the San Diego Health Connect Health Information Exchange (HIE). The data presented in this report are the result of this effort.

Reporting is crucial for disease surveillance and detection of disease outbreaks. Under the California Code of Regulations, Title 17 (Sections 2500, 2505, and 2508), public health professionals, medical providers, laboratories, schools, and others are mandated to report more than 80 diseases or conditions to San Diego County Health and Human Services Agency.

To report a communicable disease, contact the Epidemiology Program by phone at (619) 692-8499 or download and print a Confidential Morbidity Report form and fax it to (858) 715-6458. For urgent matters on evenings, weekends or holidays, dial (858) 565-5255 and ask for the Epidemiology Program duty officer. For more information, including a complete list of reportable diseases and conditions in California, visit the Epidemiology Program website, www.sdepi.org.

Tuberculosis, sexually transmitted infections, and HIV disease are covered by other programs within Public Health Services. For information about reporting and data related to these conditions, search for the relevant program on the Public Health Services website, http://www.sandiegocounty.gov/content/sdc/hhsa/programs/phs.html.