



# SURVEILLANCE BULLETIN: SOUTH REGION HEALTH CONCERNS

January 7, 2026





# SURVEILLANCE BULLETIN: SOUTH REGION HEALTH CONCERNS

January 7, 2026

This interim surveillance bulletin summarizes trends in gastrointestinal illness and asthma among residents of the Health and Human Services Agency [South Region](#) (defined based on residential zip code) using syndromic surveillance data and communicable disease data.

## Syndromic Surveillance Data

- Syndromic surveillance data are from 18 emergency departments within seven health care systems in San Diego County.
- Emergency department encounter data include chief complaints and are often available before a diagnosis is confirmed, allowing public health officials to track concerns in a timely manner.
- This report displays patient encounters identified as having a chief complaint or diagnosis of:
  - Gastrointestinal symptoms such as diarrhea and vomiting.
  - Asthma or chronic obstructive pulmonary disease (COPD) symptoms, including reactive airway disease, wheezing, and bronchospasm.
- Updated weekly on Wednesday.

## Communicable Disease Data

- Communicable disease data are based on reports from health care providers and laboratories.
- [Title 17](#) of the California Code of Regulations requires that over 80 diseases and conditions be reported to local health authorities. This includes numerous diseases that cause diarrhea or other gastrointestinal symptoms, which are usually reported based on positive laboratory test results.
- This report displays case counts for campylobacteriosis, giardiasis, hepatitis A, salmonellosis, shigellosis, and Shiga toxin-producing E. coli (STEC).
- Updated monthly on the third Wednesday of the month.

San Diego County disease surveillance is a collaborative effort among Public Health Services, hospitals, medical providers, laboratories, and the San Diego Health Connect Health Information Exchange (HIE).



# Surveillance Bulletin: South Region Health Concerns



Data through 1/3/2026, updated 1/6/2026.

Figure 1. **Gastrointestinal** Symptoms Emergency Department Visits, San Diego County, Previous 3 Months

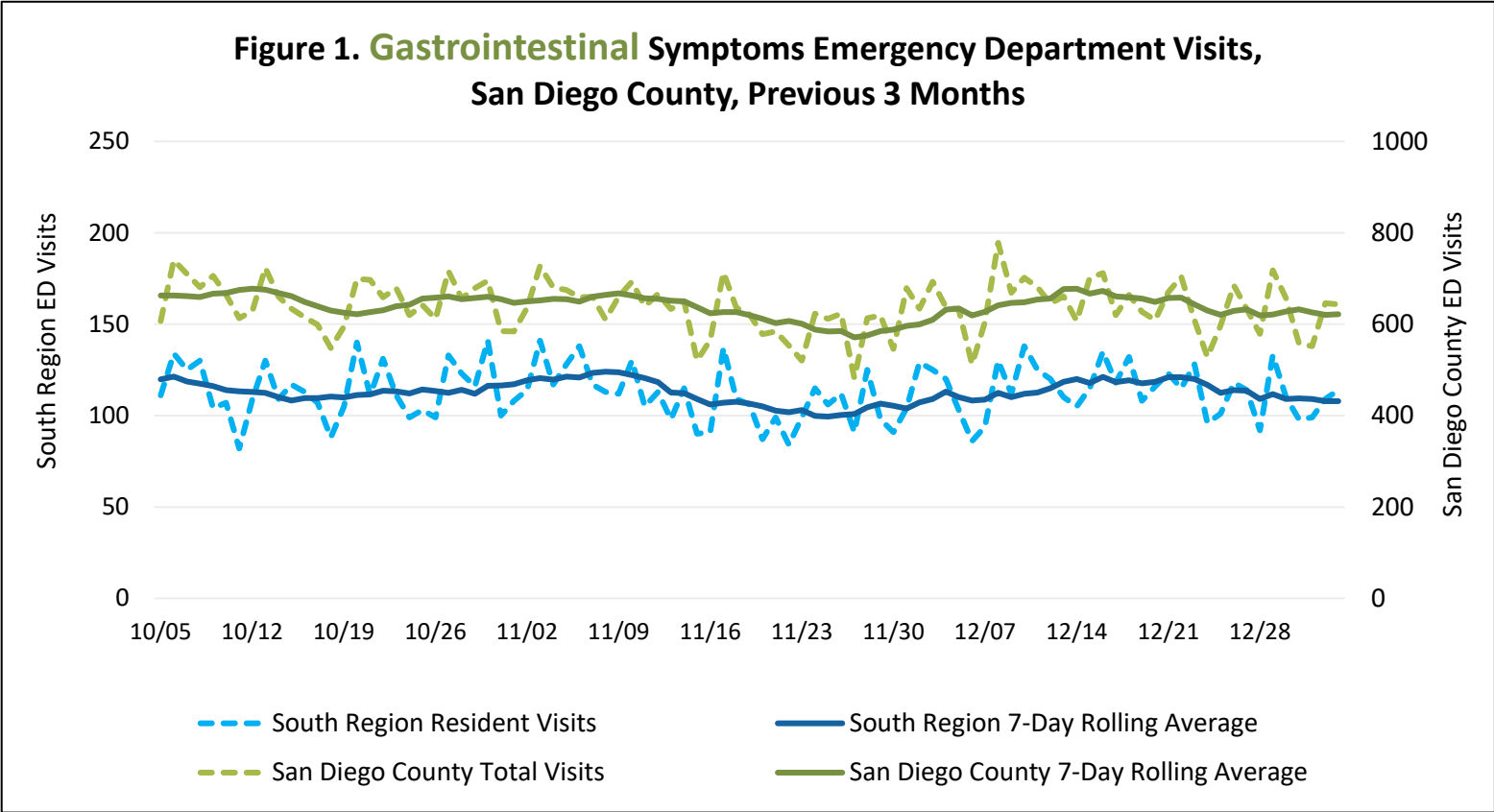
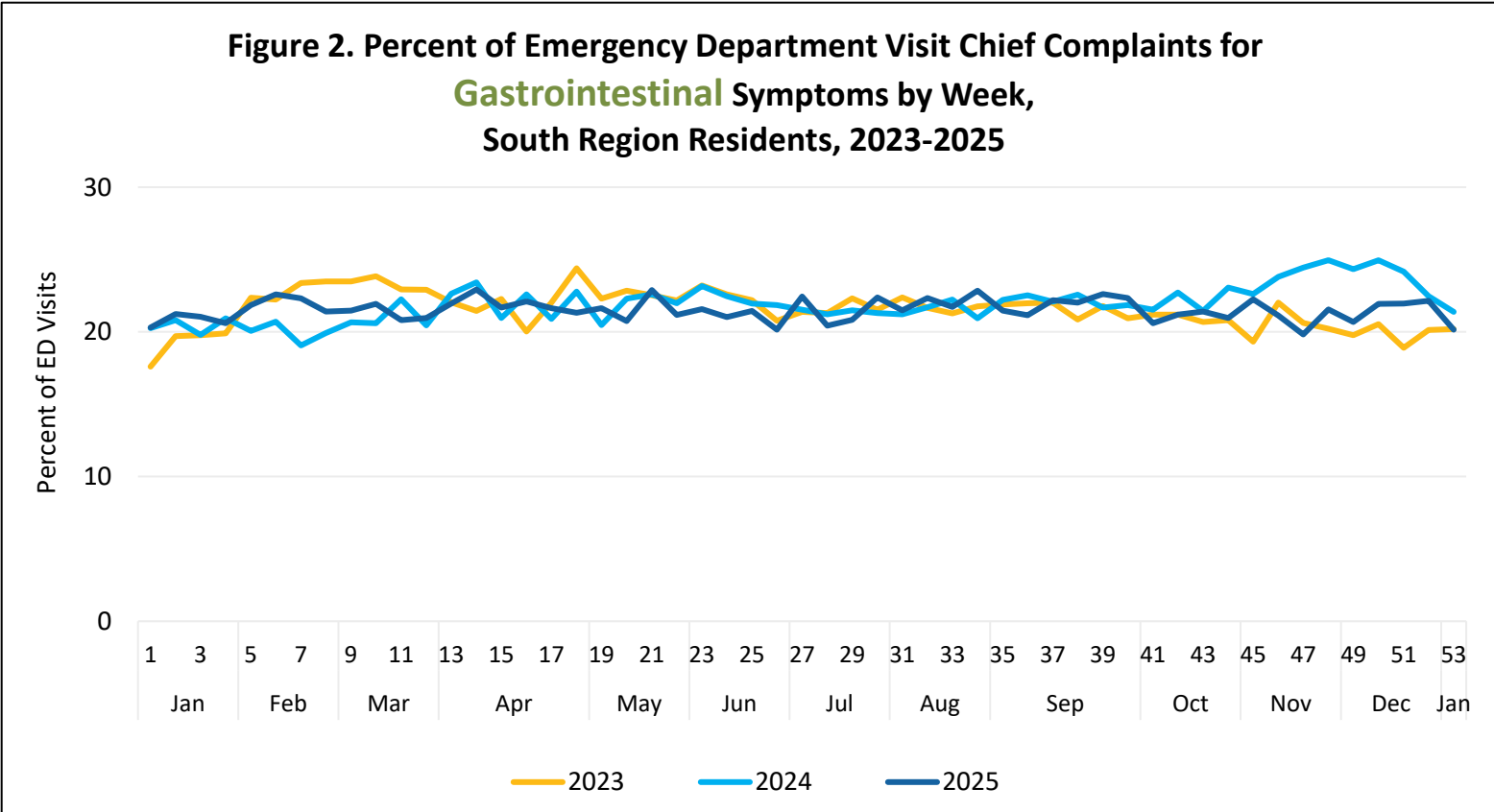


Figure 2. Percent of Emergency Department Visit Chief Complaints for **Gastrointestinal** Symptoms by Week, South Region Residents, 2023-2025



# Surveillance Bulletin: South Region Health Concerns



Data through 1/3/2026, updated 1/6/2026.

Figure 3. Asthma and COPD Symptoms Emergency Department Visits, San Diego County, Previous 3 Months

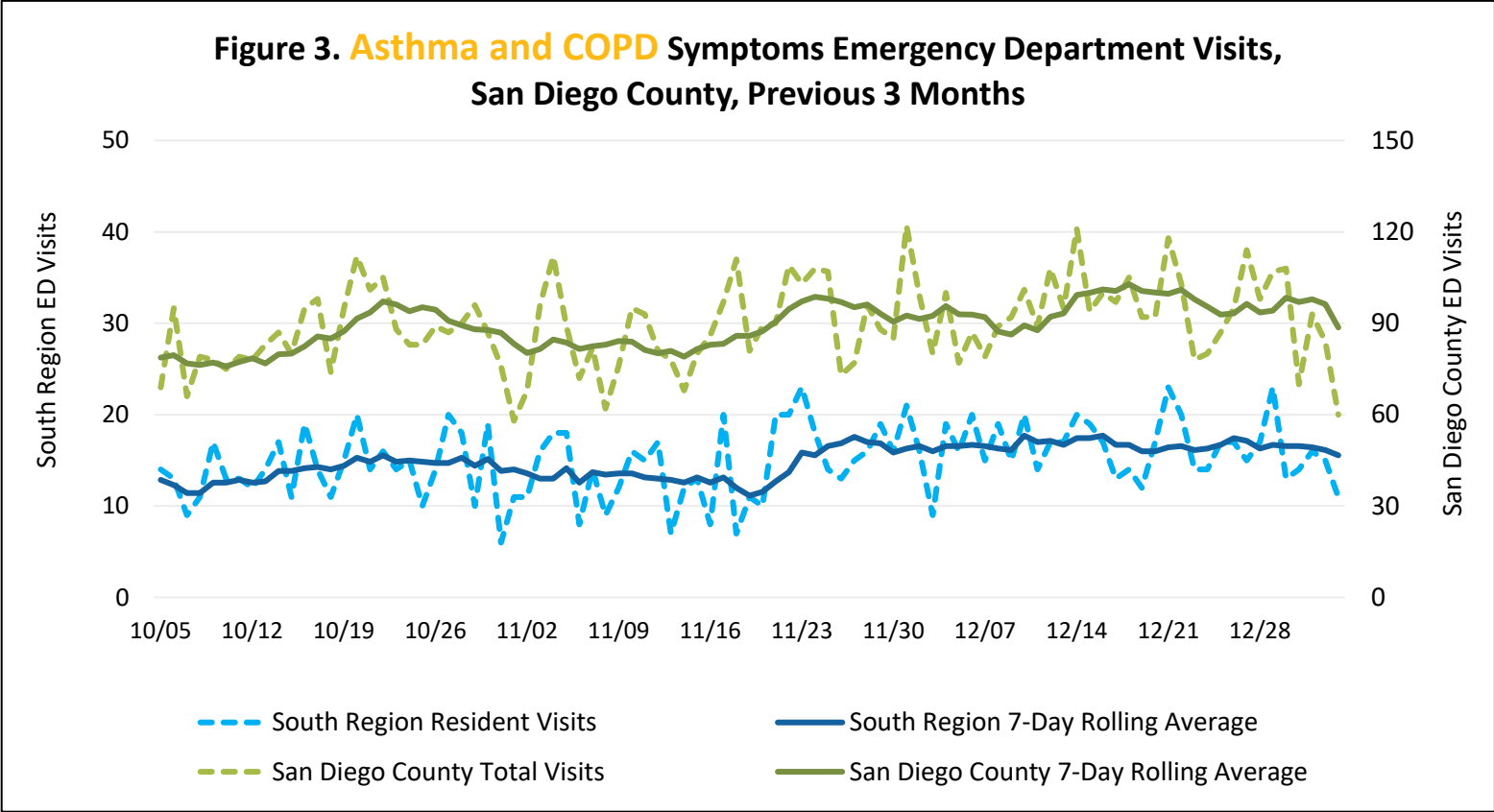
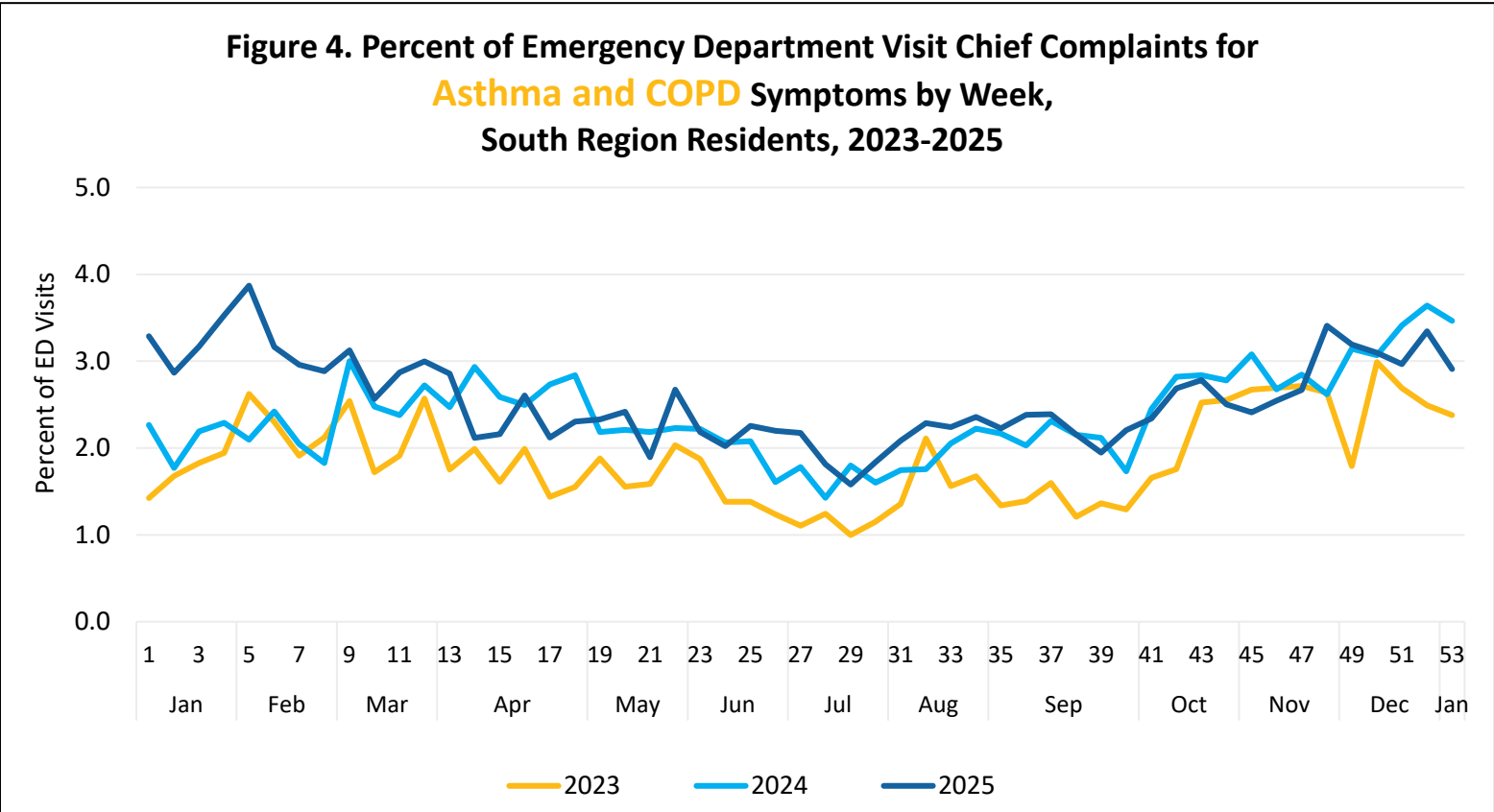


Figure 4. Percent of Emergency Department Visit Chief Complaints for Asthma and COPD Symptoms by Week, South Region Residents, 2023-2025



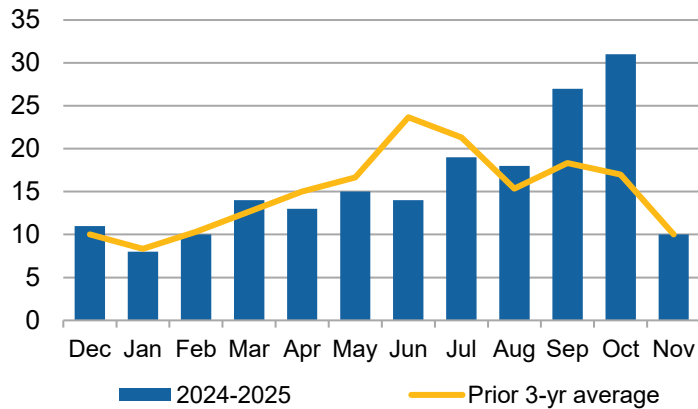
# Surveillance Bulletin: South Region Health

## Concerns

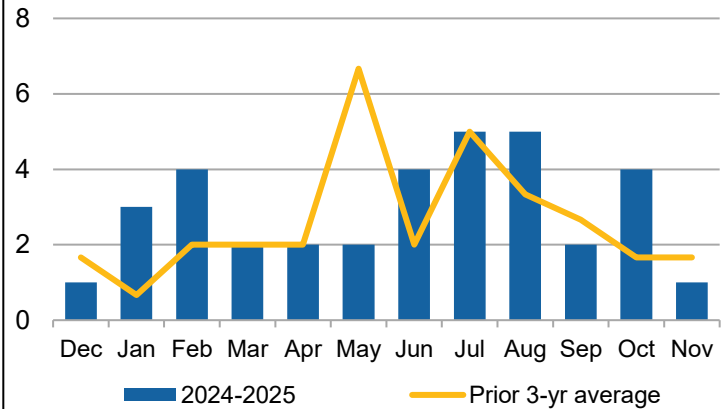
Data through 11/30/2025, updated 12/15/2025.



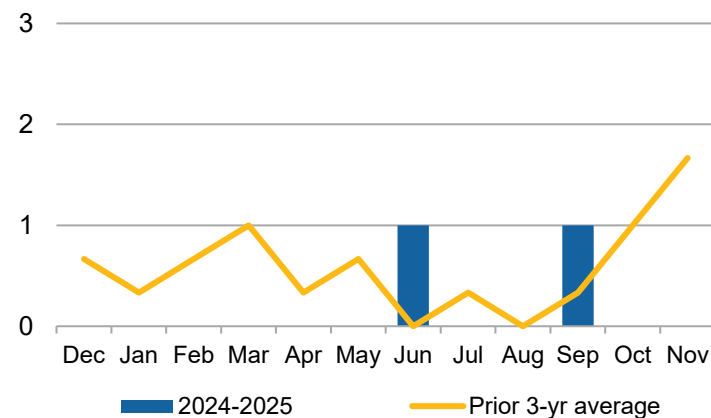
**Figure 5. Campylobacteriosis Infections by Month, South Region, San Diego County**



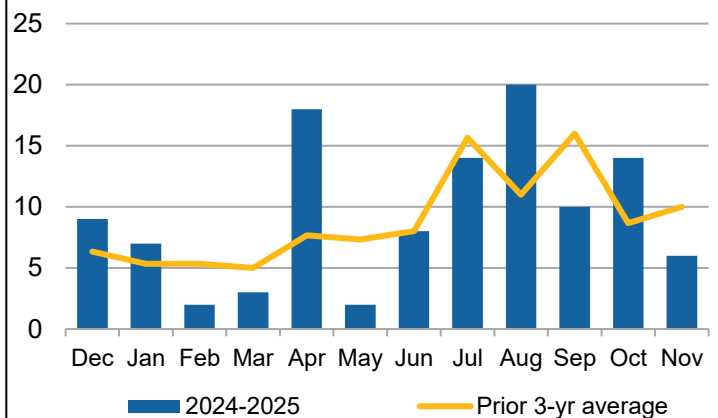
**Figure 6. Giardiasis Infections by Month, South Region, San Diego County**



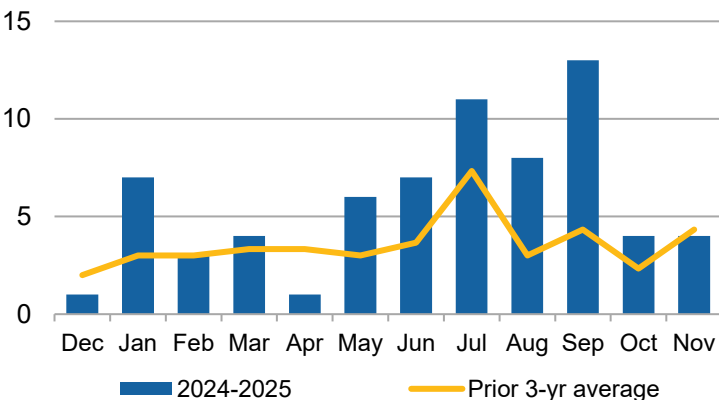
**Figure 7. Hepatitis A Infections by Month, South Region, San Diego County**



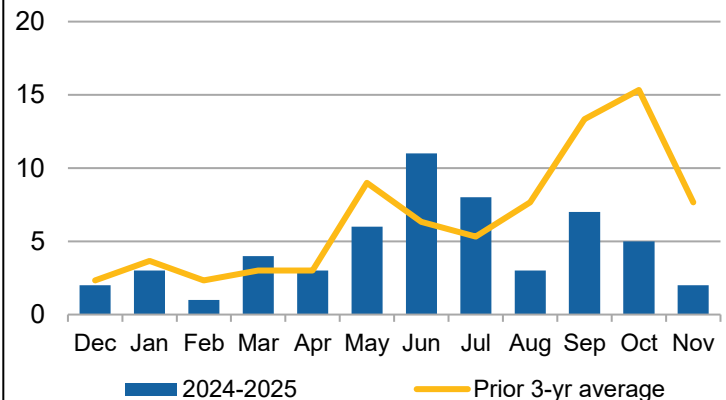
**Figure 8. Salmonellosis Infections by Month, South Region, San Diego County**



**Figure 9. Shiga-toxin Producing E. Coli Infections by Month, South Region, San Diego County**



**Figure 10. Shigellosis Infections by Month, South Region, San Diego County**



**Case counts are provisional and subject to change as additional information becomes available.** Cases are grouped into calendar months and calendar years on the basis of the earliest of the following dates: onset, lab specimen collection, diagnosis, death, and report received. Counts may differ from previously or subsequently reported counts due to differences in inclusion or grouping criteria, late reporting, or updated case information. Inclusion criteria (C,P,S = Confirmed, Probable, Suspect) based on Council of State and Territorial Epidemiologists/Centers for Disease Control and Prevention (CSTE/CDC) surveillance case criteria. Region determined by resident zip code; some zip codes not available.

Epidemiology and Immunization Services Branch

[www.sdepi.org](http://www.sdepi.org)

(619) 692-8499

