



SURVEILLANCE BULLETIN: SOUTH REGION HEALTH CONCERNS

October 2, 2024



County of San Diego Health and Human Services Agency
Public Health Services
Epidemiology and Immunization Services Branch





SURVEILLANCE BULLETIN: SOUTH REGION HEALTH CONCERNS

October 2, 2024

This interim surveillance bulletin summarizes trends in gastrointestinal illness and asthma among residents of the Health and Human Services Agency [South Region](#) (defined based on residential zip code) using syndromic surveillance data and communicable disease data.

Syndromic Surveillance Data

- Syndromic surveillance data are from 18 emergency departments within seven health care systems in San Diego County.
- Emergency department encounter data include chief complaints and are often available before a diagnosis is confirmed, allowing public health officials to track concerns in a timely manner.
- This report displays patient encounters identified as having a chief complaint or diagnosis of:
 - Gastrointestinal symptoms such as diarrhea and vomiting.
 - Asthma or chronic obstructive pulmonary disease (COPD) symptoms, including reactive airway disease, wheezing, and bronchospasm.
- Updated weekly on Wednesday.

Communicable Disease Data

- Communicable disease data are based on reports from health care providers and laboratories.
- [Title 17](#) of the California Code of Regulations requires that over 80 diseases and conditions be reported to local health authorities. This includes numerous diseases that cause diarrhea or other gastrointestinal symptoms, which are usually reported based on positive laboratory test results.
- This report displays case counts for campylobacteriosis, giardiasis, hepatitis A, salmonellosis, shigellosis, and Shiga toxin-producing E. coli (STEC).
- Updated monthly on the third Wednesday of the month.

San Diego County disease surveillance is a collaborative effort among Public Health Services, hospitals, medical providers, laboratories, and the San Diego Health Connect Health Information Exchange (HIE).



Surveillance Bulletin: South Region Health Concerns



Data through 9/28/2024, updated 10/1/2024.

Figure 1. Gastrointestinal Symptoms Emergency Department Visits, San Diego County, Previous 3 Months

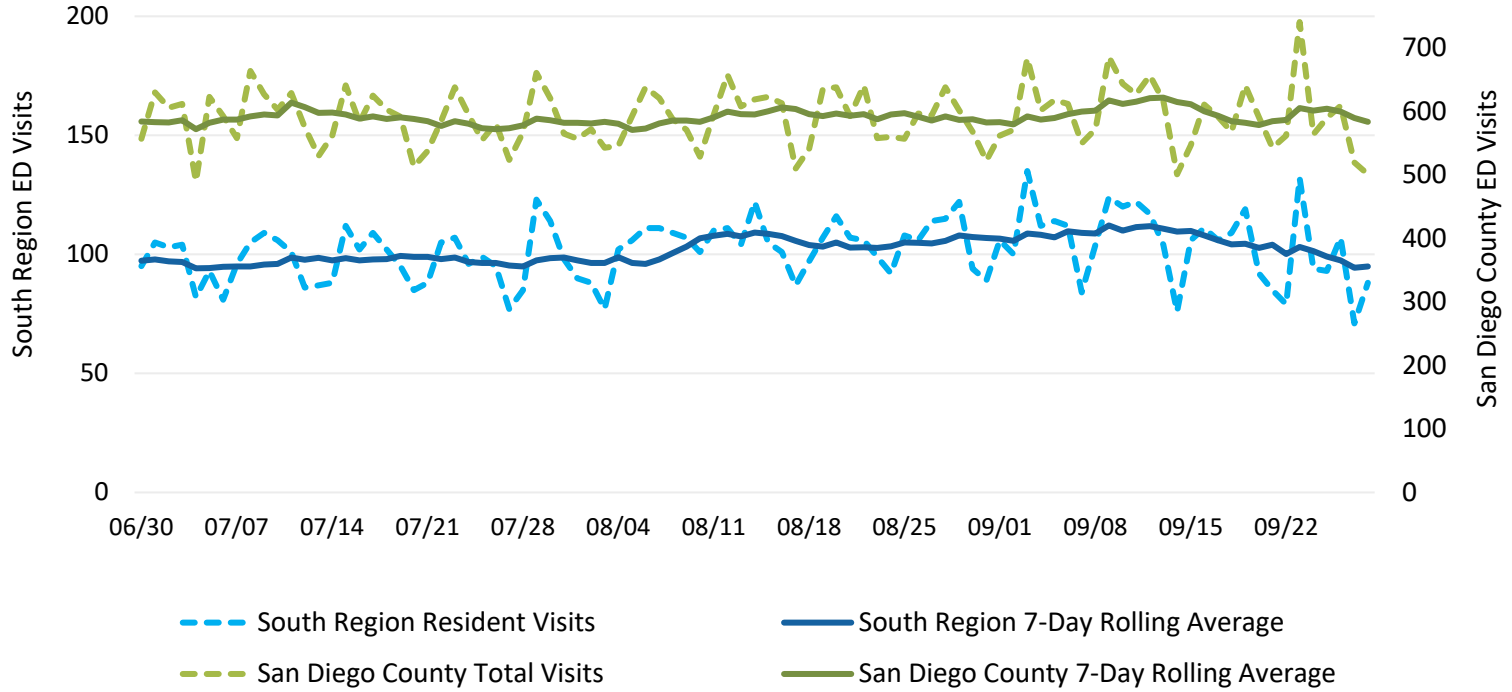
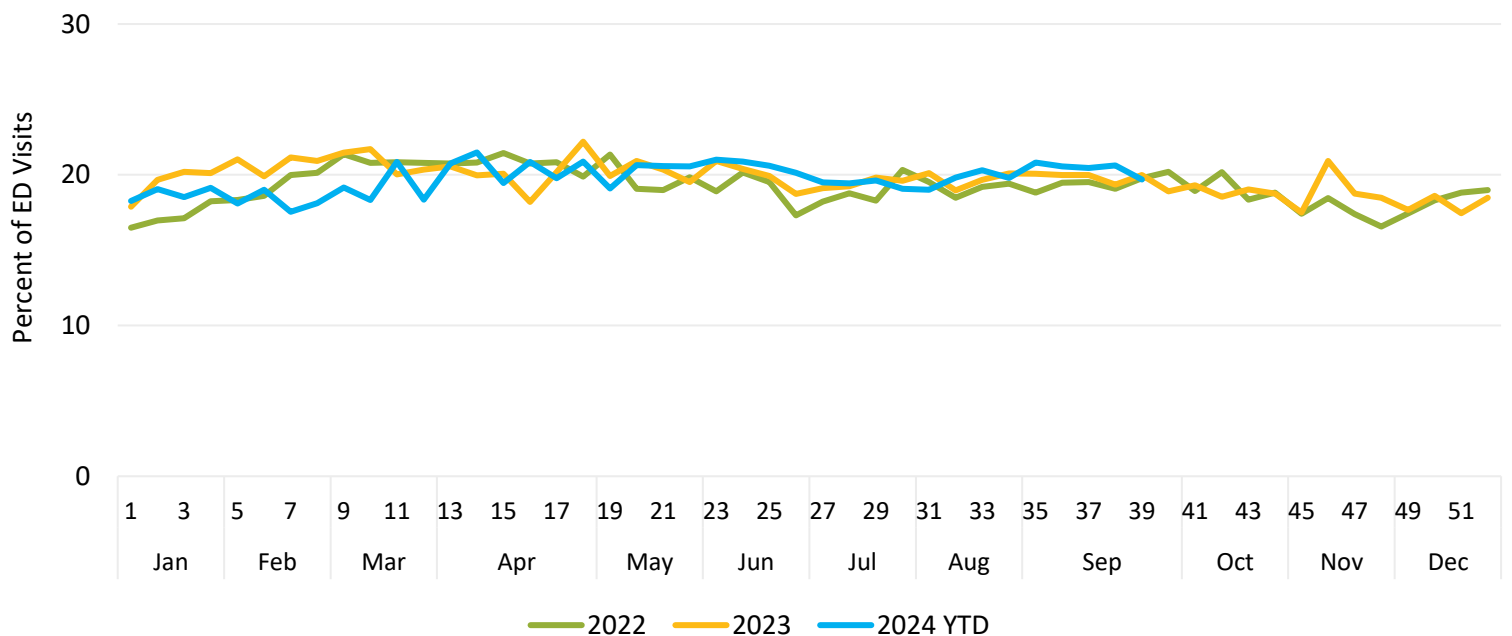


Figure 2. Percent of Emergency Department Visit Chief Complaints for Gastrointestinal Symptoms by Week, South Region Residents, 2022-2024 Year to Date (YTD)



Surveillance Bulletin: South Region Health Concerns



Data through 9/28/2024, updated 10/1/2024.

Figure 3. Asthma and COPD[†] Symptoms Emergency Department Visits, San Diego County, Previous 3 Months

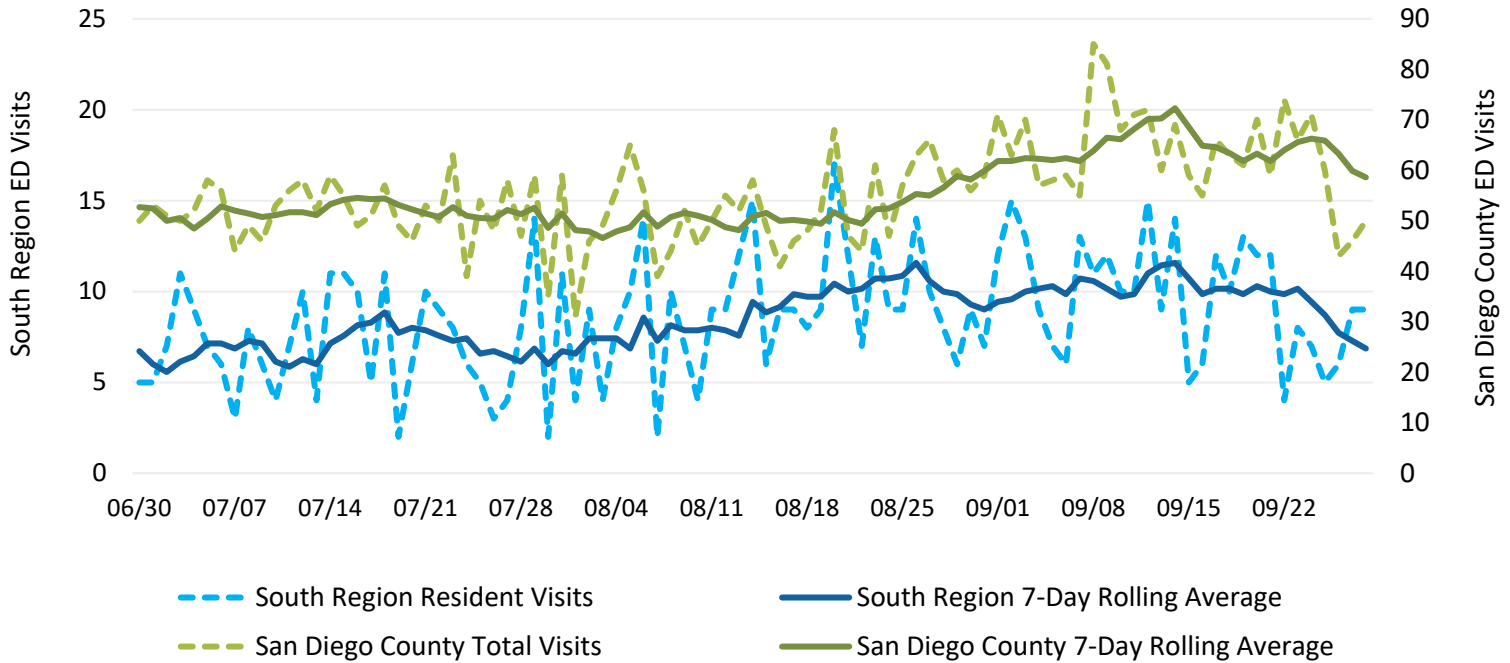
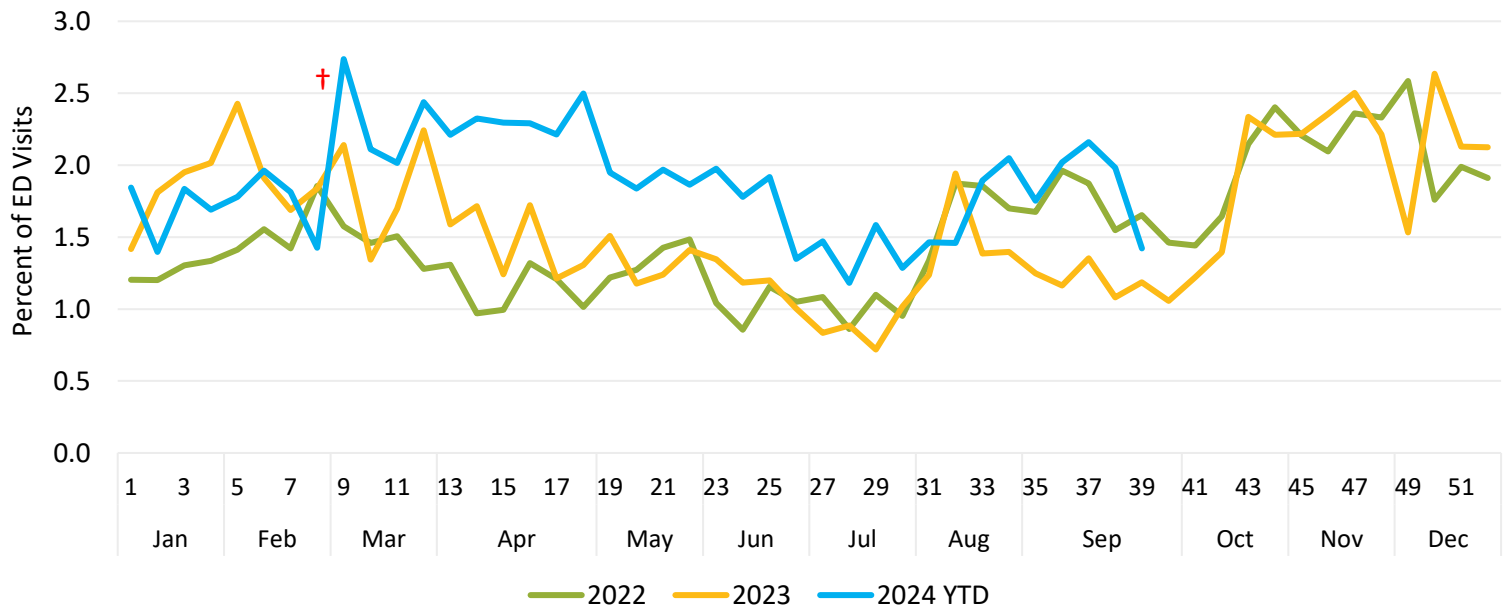


Figure 4. Percent of Emergency Department Visit Chief Complaints for Asthma and COPD[†] Symptoms by Week, South Region Residents, 2022-2024 Year to Date (YTD)



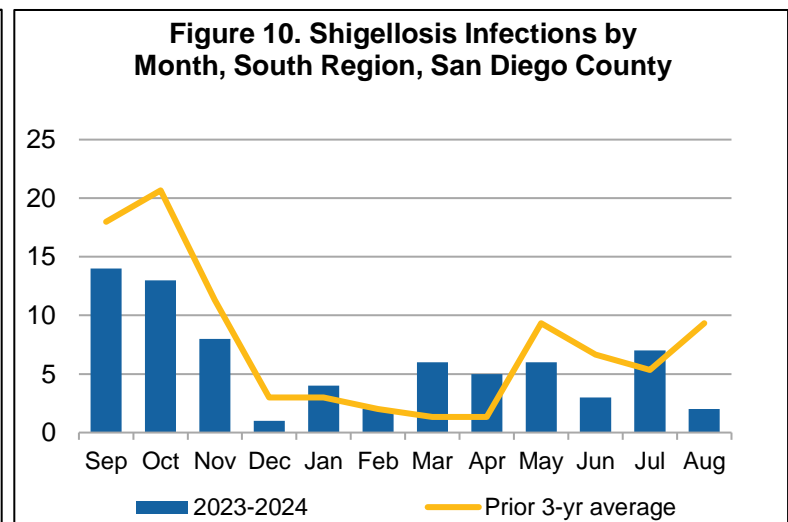
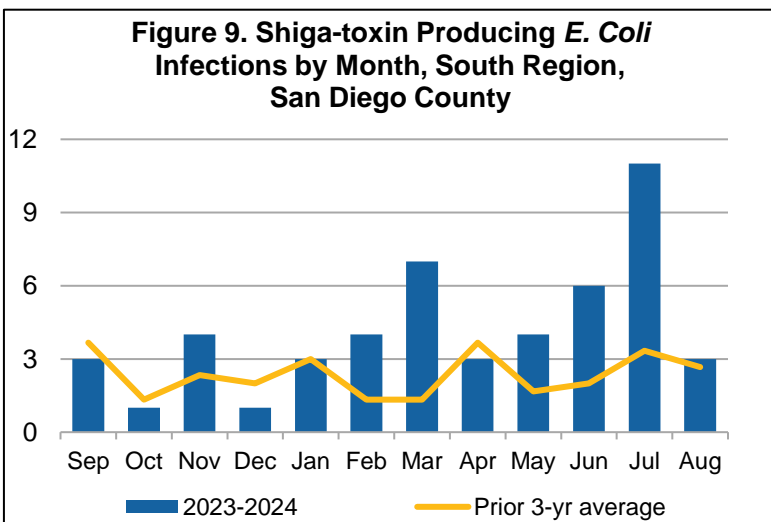
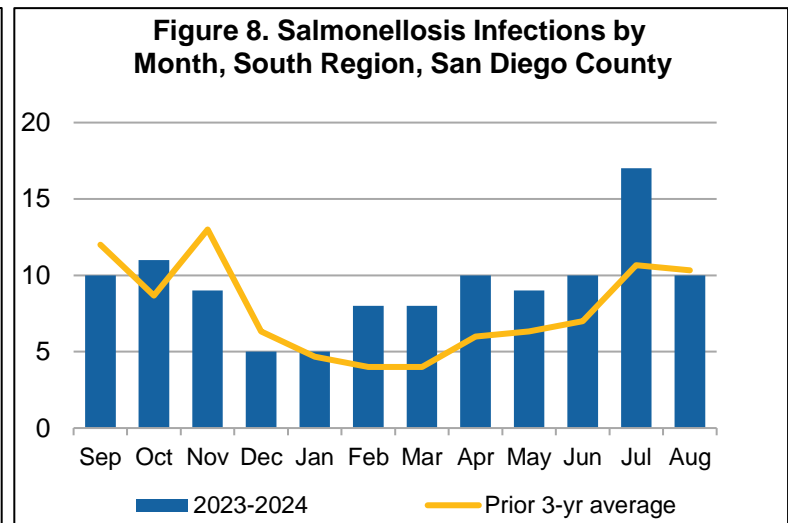
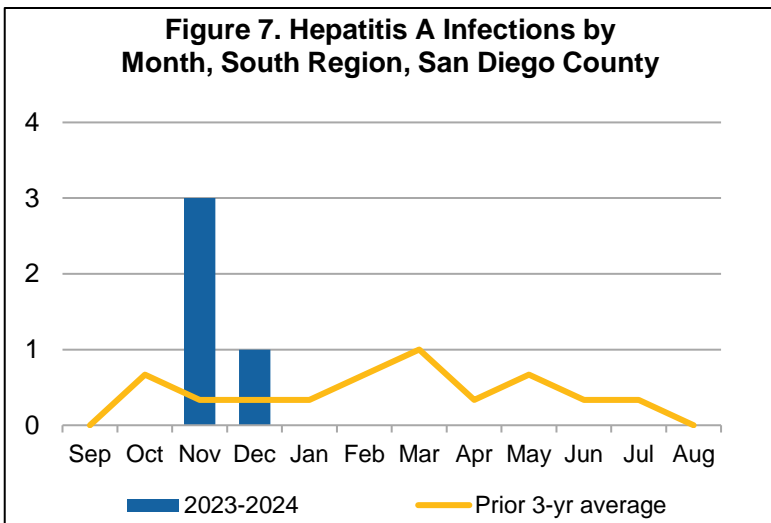
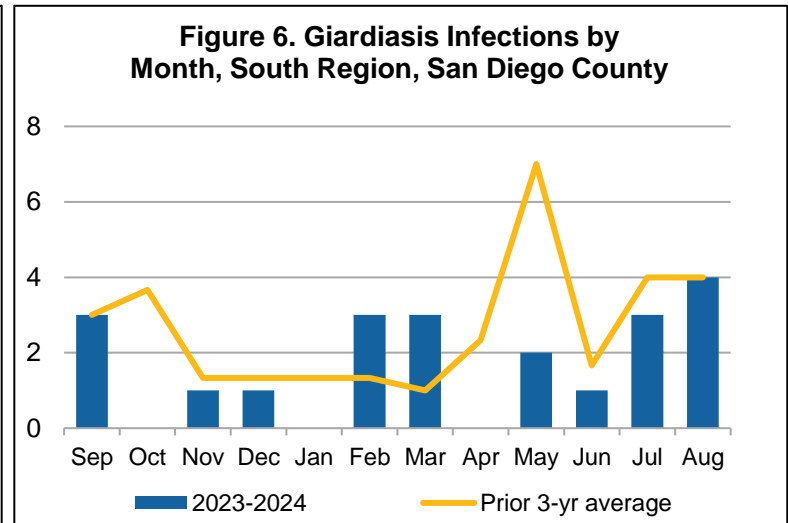
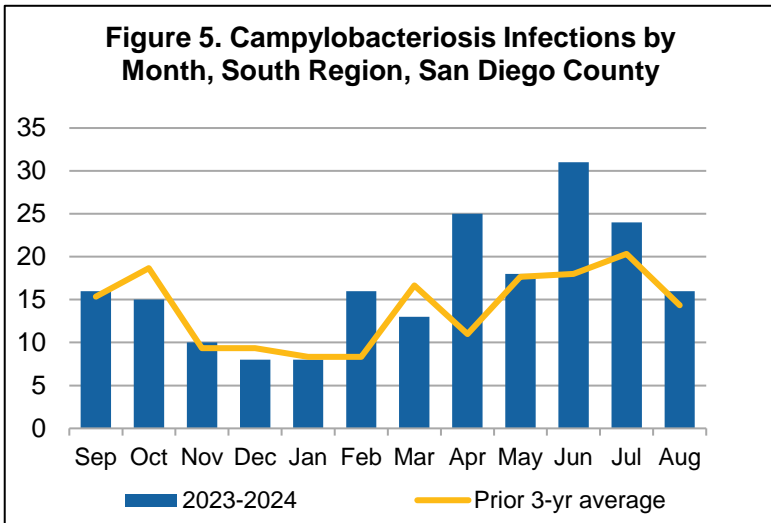
[†]In early March 2024, one hospital system made a change to their system that resulted in increased diagnostic codes, including those for asthma, to be included in the syndromic surveillance data transmitted to San Diego County.



Surveillance Bulletin: South Region Health

Concerns

Data through 8/31/2024, updated 9/16/2024.



Case counts are provisional and subject to change as additional information becomes available. Cases are grouped into calendar months and calendar years on the basis of the earliest of the following dates: onset, lab specimen collection, diagnosis, death, and report received. Counts may differ from previously or subsequently reported counts due to differences in inclusion or grouping criteria, late reporting, or updated case information. Inclusion criteria (C,P,S = Confirmed, Probable, Suspect) based on Council of State and Territorial Epidemiologists/Centers for Disease Control and Prevention (CSTE/CDC) surveillance case criteria. Region determined by resident zip code; some zip codes not available.

Epidemiology and Immunization Services Branch

www.sdepi.org

(619) 692-8499

