

# HIV in the

San Diego County

# Central HHS Region

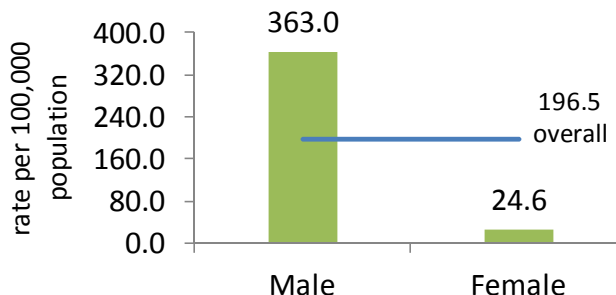
## 2007–2011



Total cases: 940

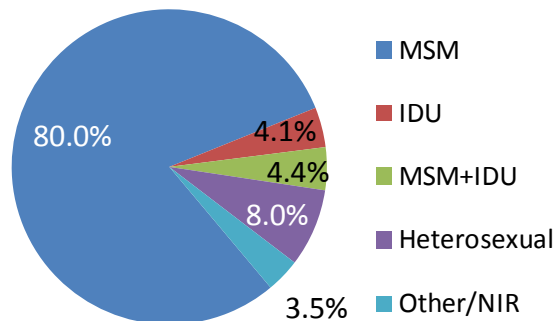
### GENDER

Between the years 2007 and 2011, 940 individuals were diagnosed with HIV while living in the Central Region. The overall rate of HIV for the Central Region was 196.5 per 100,000 population. The rate of HIV for men was higher than the rate for women. Of the 940 cases, 94% were male and 6% were female.



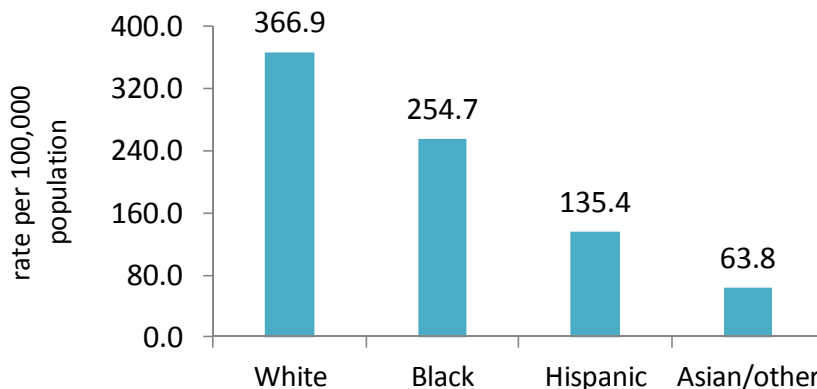
### MODE OF TRANSMISSION

Rates cannot be calculated for mode of transmission due to a lack of population data. The predominant mode of transmission in San Diego county and the Central Region was MSM. Heterosexual contact accounted for 74% of female cases, but only 4% of male cases.



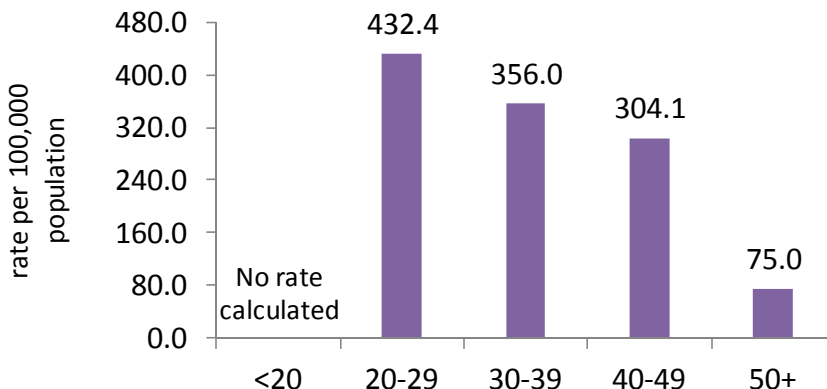
### RACIAL/ETHNIC GROUP

In the county overall, the rate of HIV was highest among blacks, but in the Central Region, whites had the highest rate, followed by blacks and Hispanics. Of the 940 cases, 48% were white, 16% black, 30% Hispanic and 6% Asian/other (includes Asian, Native American, and Pacific Islander).



### AGE AT DIAGNOSIS

The 20-29 age group had the highest rate of HIV, followed by 30-39, 40-49, and 50+ age groups, respectively. This was similar to the county overall, although rates for each group were higher in the Central Region. Rates were not calculated for groups with fewer than 25 cases in the five-year period (fewer than five cases per year). Of the 940 total cases, 2% were under 20, 36% were 20-29, 31% were 30-39, 22% were 40-49 and 9% were 50+.



HIV cases by date of diagnosis, 2007-2011. Population 2009 from SANDAG. For more information, see Technical Notes or call 619.692.8545 or log on to [www.sdhivaid.org](http://www.sdhivaid.org) 2/5/2013