

# HIV in the East HHSA Region

San Diego County

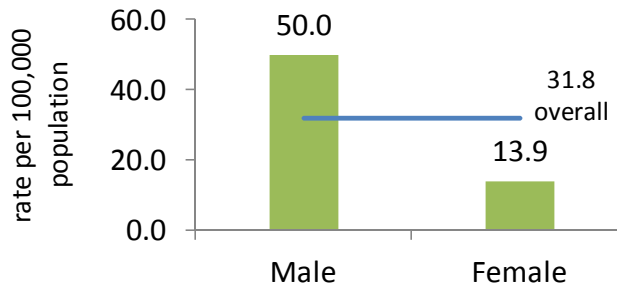
2007–2011



Total cases: 145

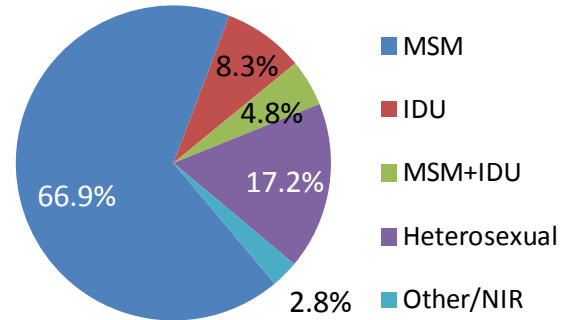
## GENDER

Between the years 2007 and 2011, 145 individuals were diagnosed with HIV while living in the East Region. The overall rate of HIV for the East Region was 31.8 per 100,000 population. The rate of HIV for men was higher than the rate for women. Of the 145 cases, 78% were male and 22% were female.



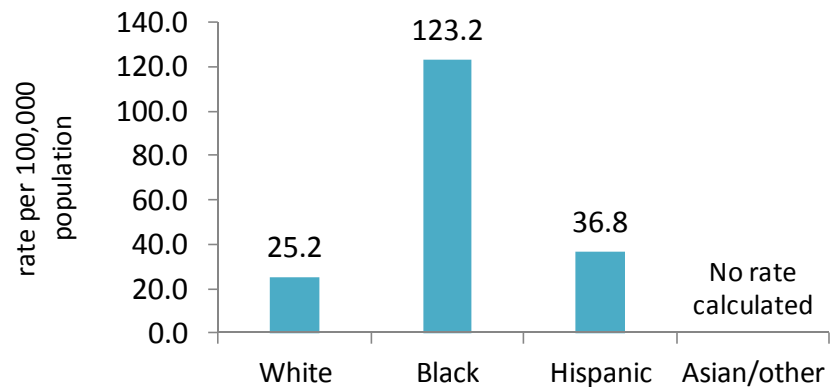
## MODE OF TRANSMISSION

Rates cannot be calculated for mode of transmission due to a lack of population data. The majority of reported cases in the East Region were MSM; however, the proportion was lower than the county overall with a higher proportion of heterosexual and IDU. Heterosexual contact accounted for 69% of female cases, but only 3% of male cases.



## RACIAL/ETHNIC GROUP

As in the county overall, the rate of HIV in the East region was highest among blacks, followed by Hispanics and whites. Rates were not calculated for groups with fewer than 25 cases in the five year period (fewer than five cases per year). Of the 145 cases, 50% were white, 19% black, 27% Hispanic and 4% Asian/other (includes Asian, Native American, and Pacific Islander).



## AGE AT DIAGNOSIS

The 20-29 age group had the highest rate of HIV, with by 30-39 and 40-49 having similar rates. Of the 145 total cases, 5% were under 20, 38% were 20-29, 23% were 30-39, 24% were 40-49 and 10% were 50+.

