



# Health Services Advisory Board Meeting

## Public Health Services Report

---

June 10, 2025





# Public Health Officer Update

Sayone Thihalolipavan, M.D., M.P.H.  
Public Health Officer  
Public Health Services



## TB Exposures Reported at Two Local Shelters



Image Credit: CDC.gov

By [Fernanda Lopez Halvorson](#), County of San Diego Communications Office

May 27, 2025 | 2:57 PM

- PHS is working in close collaboration with Father Joe's Villages and the San Diego Rescue Mission to notify residents, employees and volunteers who may have potentially been exposed to tuberculosis (TB) at the Father Joe's Villages Paul Mirabile Center (PMC) and the San Diego Rescue Mission South County Lighthouse.
- The dates of potential exposure at Father Joe's Villages Paul Mirabile Center are from Feb. 14, 2025 to March 18, 2025, and from April 6, 2025 to May 7, 2025.
- Dates of potential exposure at the San Diego Rescue Mission South County Lighthouse are from March 28, 2025 to April 11, 2025.

[TB Exposures Reported at Two Local Shelters | News | San Diego County News Center](#)

# Respiratory Virus Surveillance

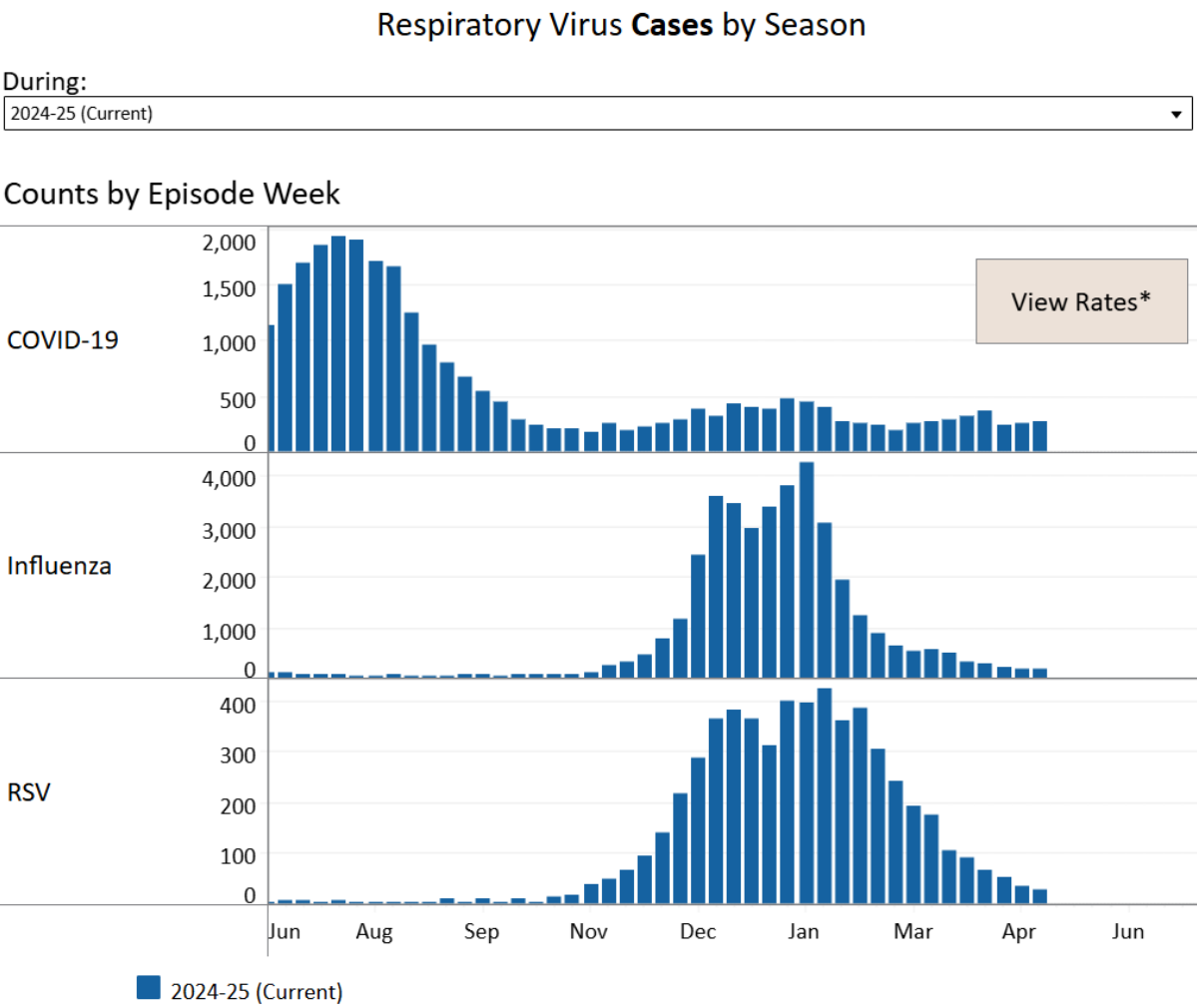


Table 1. Respiratory Surveillance Indicators

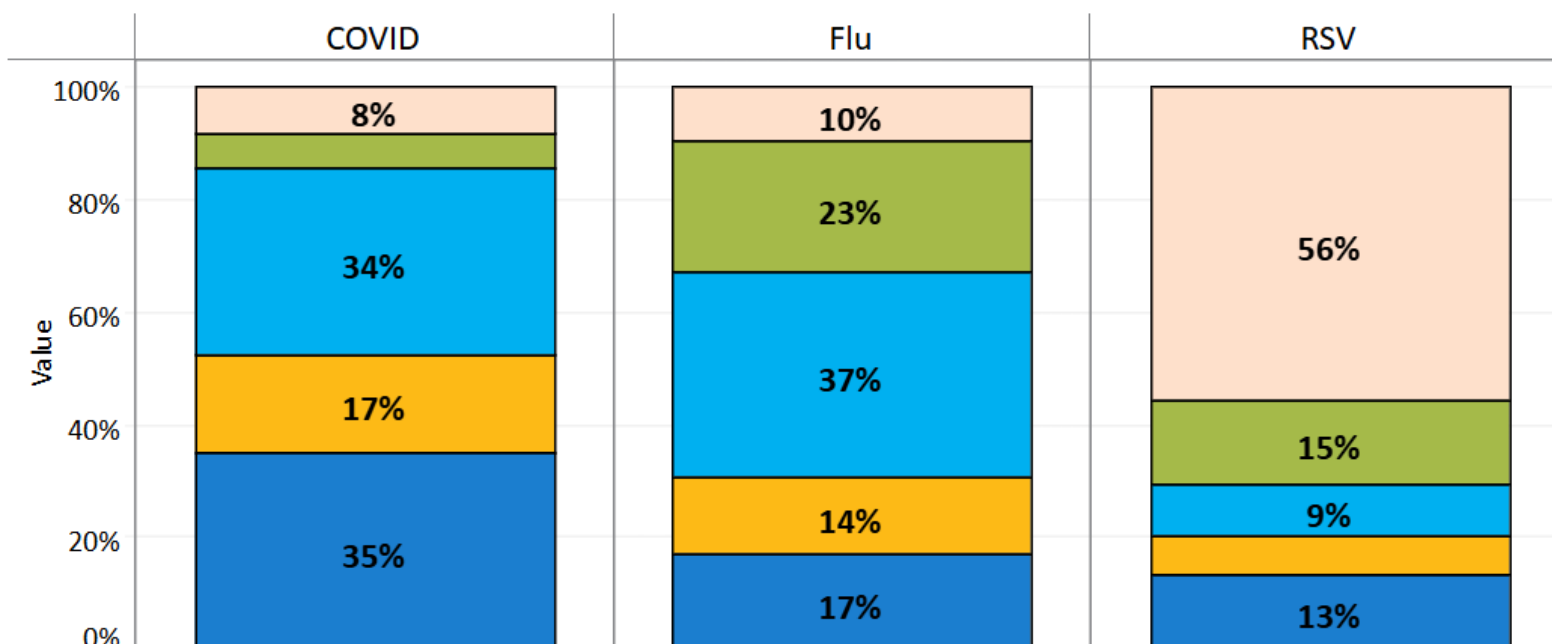
Indicator	2024-25 Fiscal Year		
	Week 18	Total To Date	Week 17
% P&I deaths <sup>†</sup>	3%		6%
COVID-19 <sup>‡</sup>	270	26,837	259
Influenza	163	38,545	185
RSV	27	5,678	35

# Respiratory Virus Surveillance

2024-25 Season Demographics: **Cases**

View:

Age Group ▼



0-4 yrs  
5-17 yrs  
18-49 yrs  
50-64 yrs

65+ yrs  
Unknown



LIVE WELL  
SAN DIEGO

# **SUOPT 2025**

## **Preliminary Report Card:**

### **Overdose-Related Emergency Department Encounters**

Behavioral Health Services, Population Health Unit  
County of San Diego, Health and Human Services Agency

Initially presented on June 6, 2025

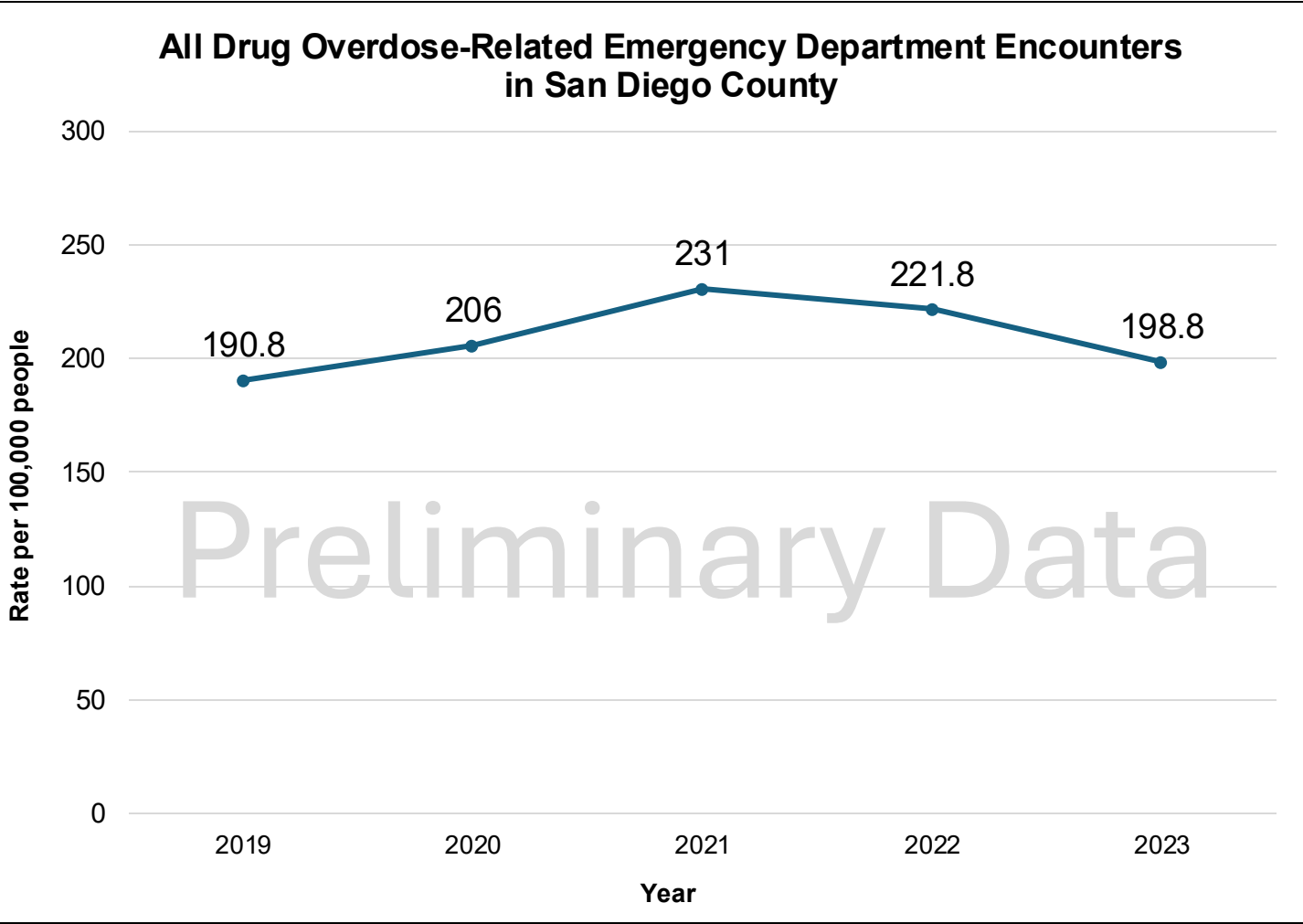
# 2025 SUOPT REPORT CARD: Definitions



ED encounters include patients who were admitted and discharged from the emergency department, as well as those who were admitted into the emergency department and then subsequently hospitalized for inpatient care.

- **Emergency Department Encounters** due to:
  - **Drug Overdose Emergency Department (ED) Encounters:** Any mention of drug poisoning/overdose in the encounter record.
  - **Opioid Overdose Emergency Department (ED) Encounters:** Any mention of opioid poisoning/overdose in the encounter record.
  - **Amphetamine Overdose Emergency Department (ED) Encounters:** Any mention of amphetamine poisoning/overdose in the encounter record; it is likely that most amphetamine mentions among ED discharges and hospitalizations are in fact methamphetamine.
  - **Opioid & Amphetamine Overdose Emergency Department (ED) Encounters:** Any mention of opioid and amphetamine poisoning/overdose in the encounter record.
- Includes all confirmed San Diego County residents who were treated in a county facility
- For list of ICD-10 codes, see appendix

# All Drug Overdose-Related ED Encounters



Year	# of ED Encounters	ED Encounter Rate per 100,000 Residents
2019	6,361	190.8
2020	6,795	206
2021	7,592	231
2022	7,273	221.8
2023	6,540	198.8

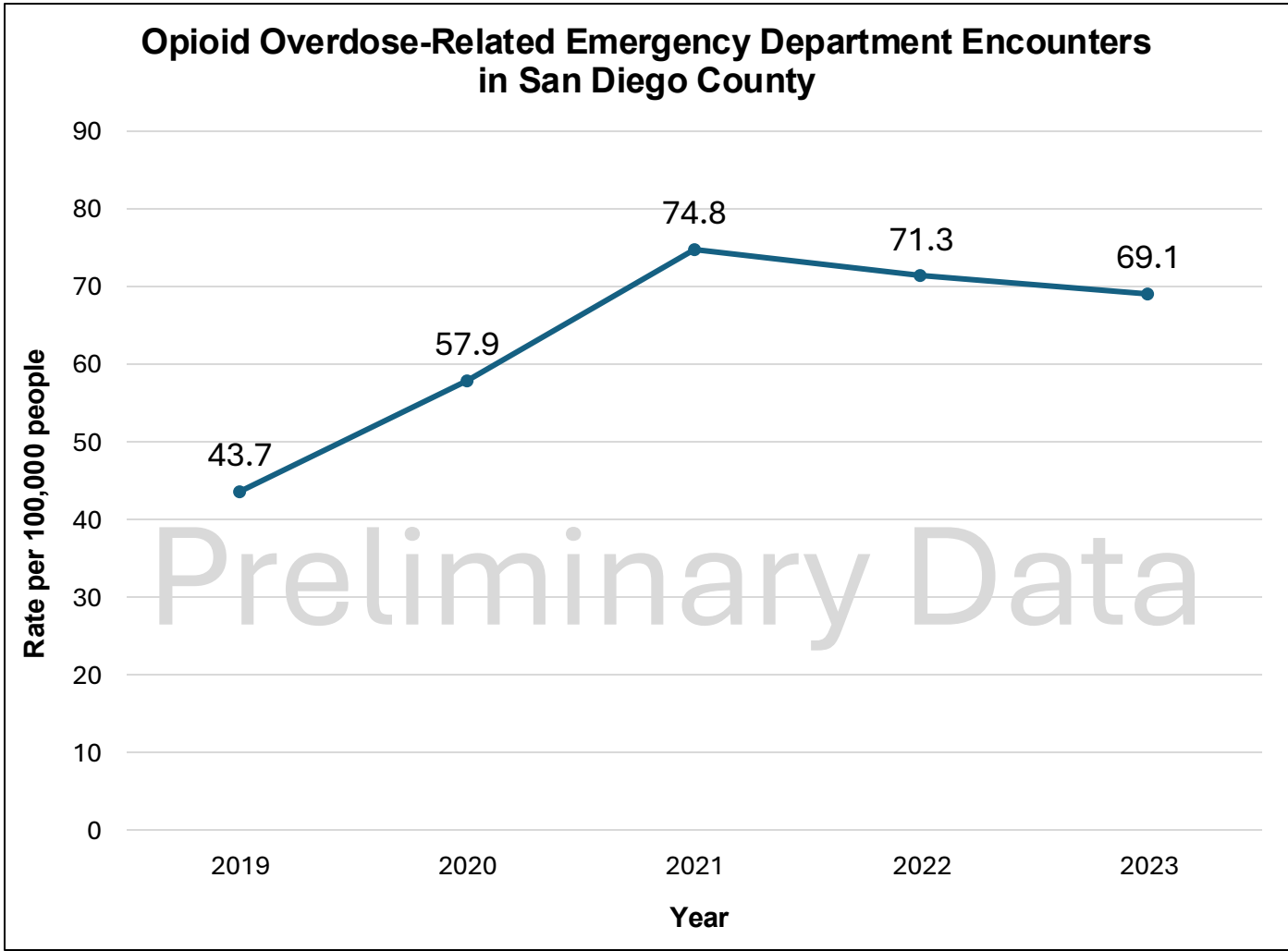
**Key Takeaways:**

- 2021 had the highest number and rate of all drug overdose-related ED encounters.
- Both count and rate declined in 2023 compared to 2021 and 2022.
- ED encounter rate **dropped 13.9%** from 2021 to 2023 but remains **4.2% higher** than 2019.



# **Preliminary Opioid Overdose-Related Emergency Department Encounter Data**

# 2025 SUOPT REPORT CARD: Opioid Overdose-Related ED Encounters



Year	# of ED Encounters	ED Encounter Rate per 100,000 Residents
2019	1,455	43.7
2020	1,910	57.9
2021	2,458	74.8
2022	2,338	71.3
2023	2,275	69.1

**Key Takeaways:**

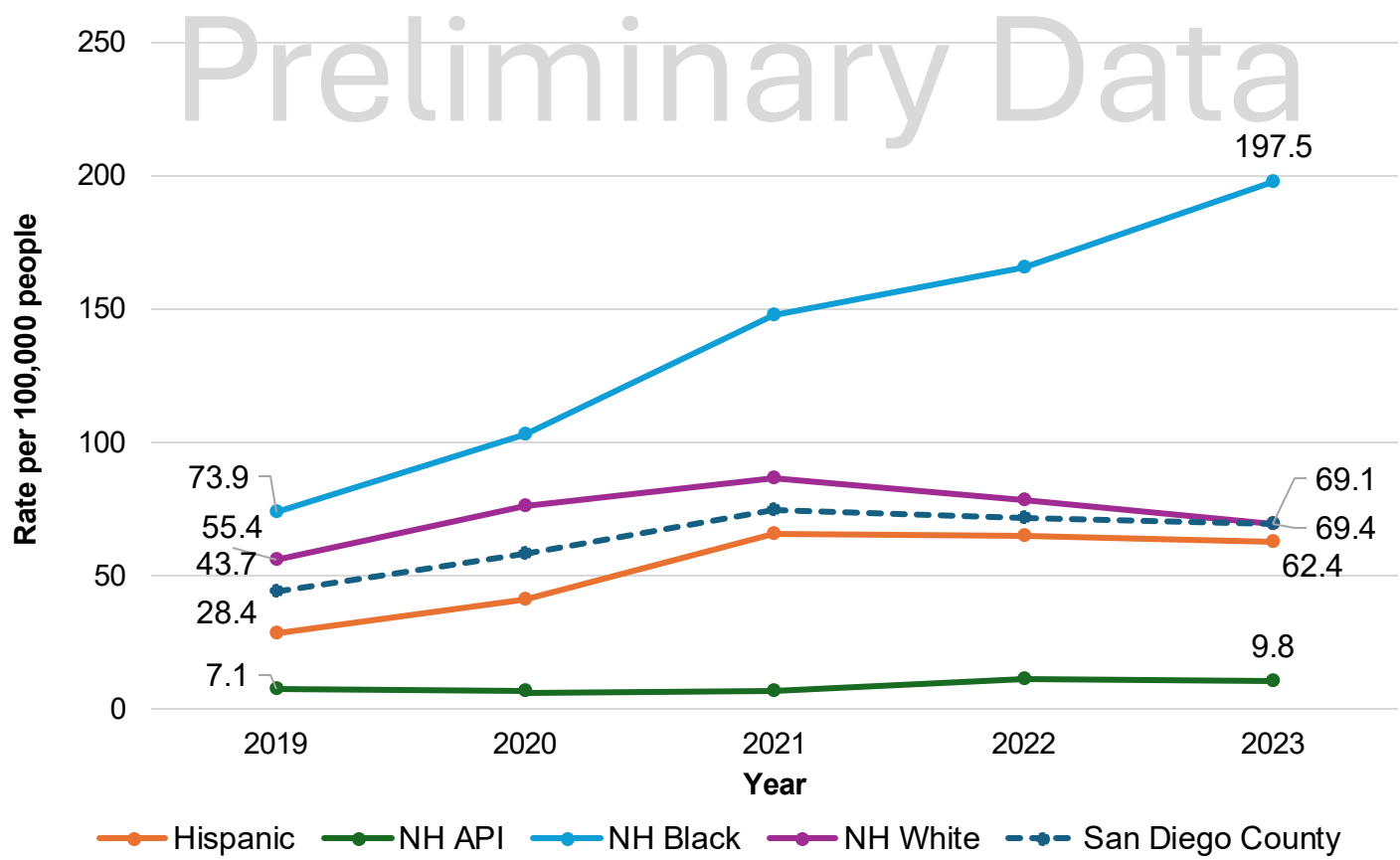
- 2021 was the peak year for ED encounters and rates.
- Encounters declined in 2023 for the second year in a row.
- 2023 saw an **average of 6.2 ED visits per day**.
- ED encounters in 2023 were 58% higher than in 2019.

# 2025 SUOPT REPORT CARD:

## Opioid Related ED Encounters by Race/Ethnicity



Opioid Overdose-Related ED Encounters by Race/Ethnicity in San Diego County



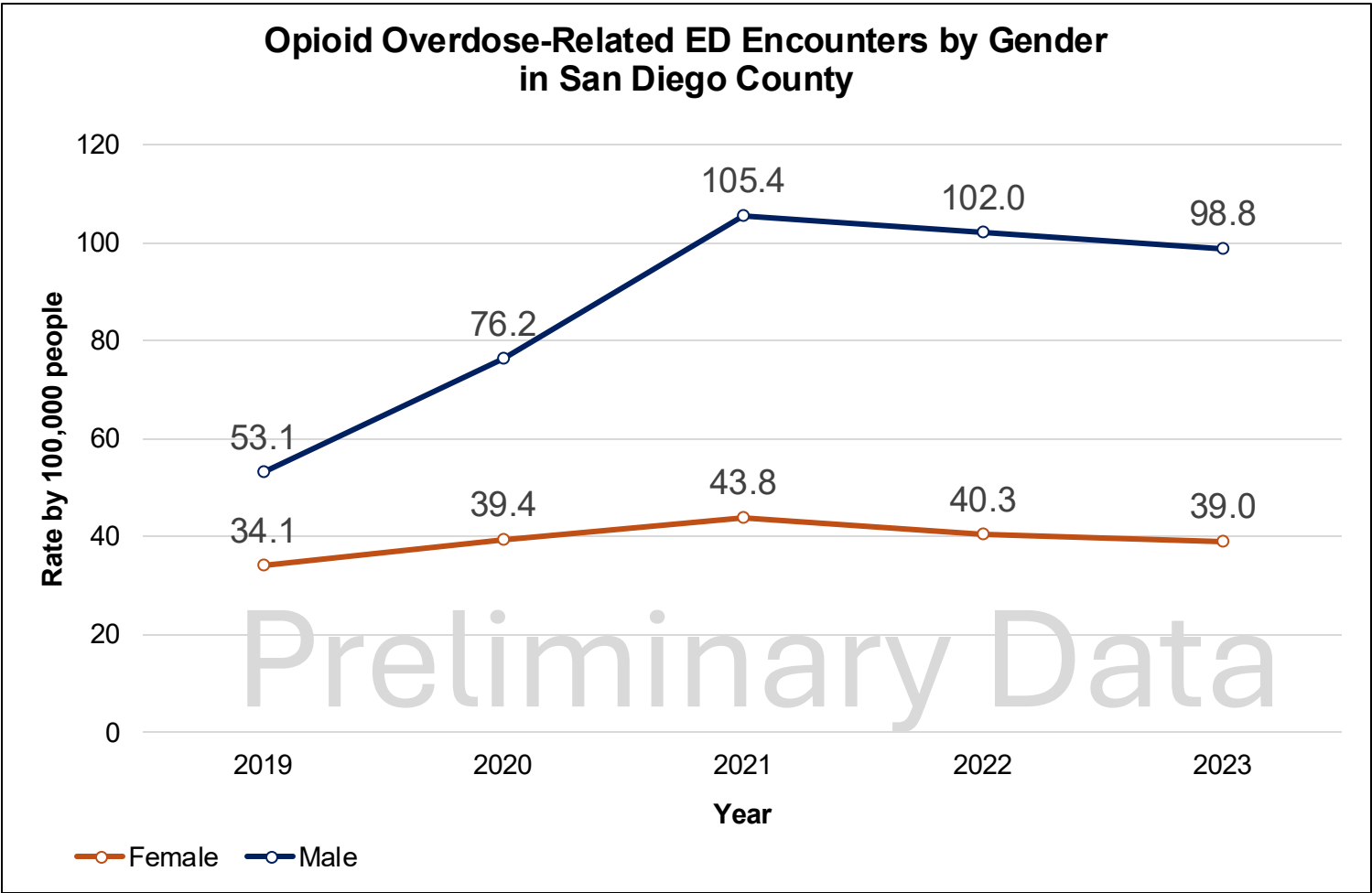
Race/Ethnicity	% Change from 2019
Hispanic	+120%
Non-Hispanic Asian/Pacific Islander	+38%
Non-Hispanic Black	+167.3%
Non-Hispanic White	+25.3%

**Key Takeaways:**

- All racial groups saw increases in ED encounter rates from 2019 to 2023.
- **NH Black: +167%** (nearly triple the countywide rate increase)
- Most recent data shows a **decrease** from 2021 for **Hispanic** and **NH White**. **NH API** saw a decrease from 2022 to 2023.

2025 SUOPT REPORT CARD:

Opioid Overdose-Related ED Encounters by Gender



Gender	% Change from 2019
Female	+14%
Male	+86%

**Key Takeaways:**

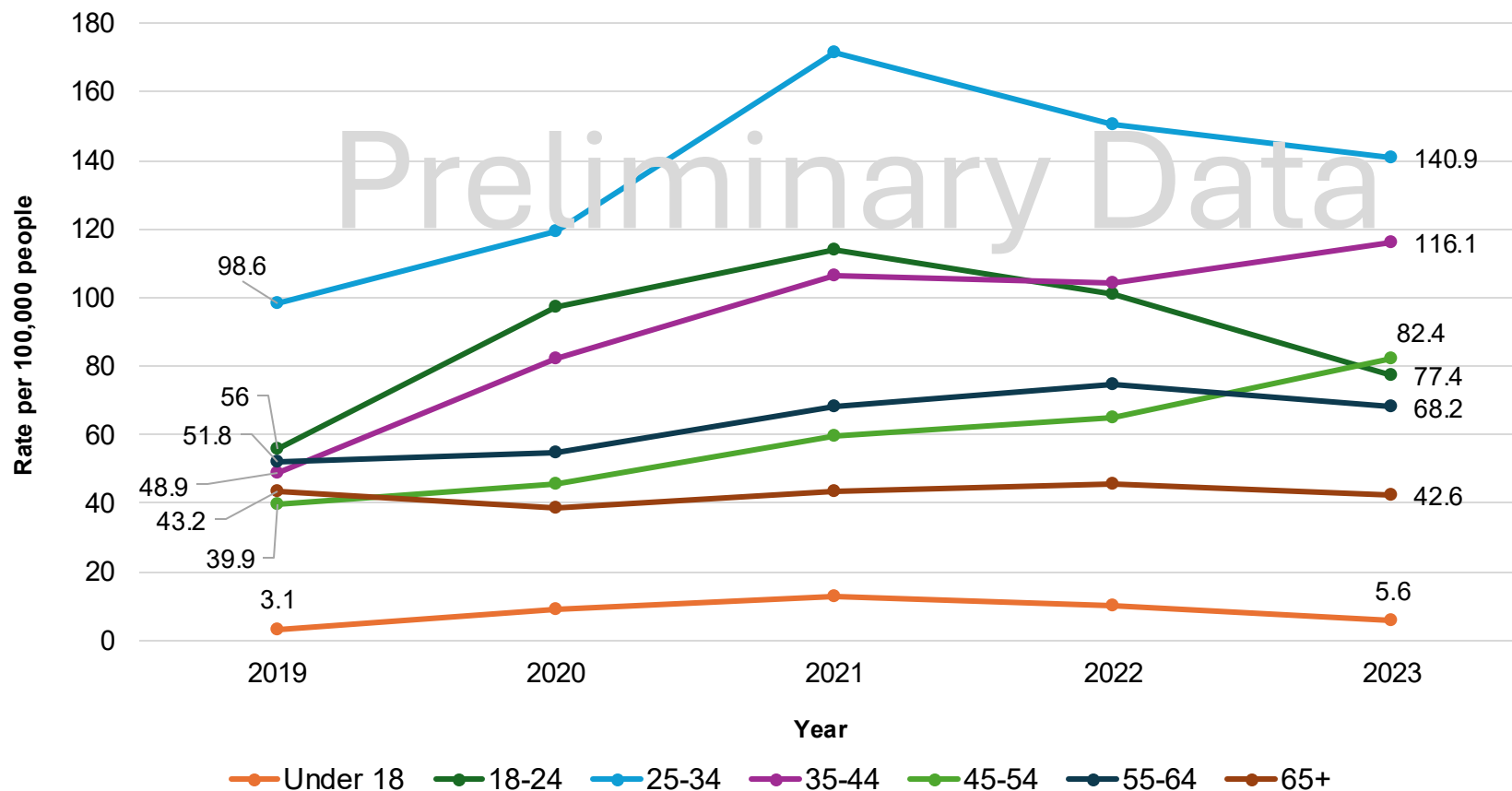
- ED encounter rates were highest in 2021 for both males (105.4) and females (43.8).
- Female rates remained relatively steady, while male rates showed greater fluctuation.
- Males had more than double the ED encounter rate of females in 2023, highlighting a persistent gender gap.
- Rates declined in 2023 for both genders, continuing a two-year downward trend.

# 2025 SUOPT REPORT CARD:

## Opioid Overdose-Related ED Encounters by Age Group



Opioid Overdose-Related Emergency Department Encounters by Age Group in San Diego County



Age Group	% Change from 2019
Under 18	+80.6%
18-24	+38.2%
25-34	+42.9%
35-44	+137.4%
45-54	+106.5%
55-64	+31.7%
65+	-1.4%

### Key Takeaways:

- ED encounter rates **increased across all age groups** except **65+**.
- Adults **aged 35–44** and **45–54** had the largest increases, at 137.4% and 106.5%, respectively.
- The **under 18** group also saw a sharp rise of 80.6%, despite a drop after 2021.

# 2024 Homeless Overdose Deaths

using San Diego Medical Examiner's Office data.

The adult homeless population of San Diego County makes up approximately 33% of the total number of adult drug deaths while constituting only 0.37% of the population.

The homeless population deaths through overdose are

**132x higher**

given their population size if their OD rate were the same as that of non-homeless individuals.

2024 Counts	
Total OD Deaths	859
○ Homeless	284
○ Non-Homeless	575

Data is subject to change pending confirmation and case closure by the San Diego County Medical Examiner's Office.

- Data from the District Attorney's office using Medical Examiner Data
- Presented 6/9/2025 along with announcement of Shelter Ready App

[Need a homeless shelter bed? There's now an app for that. – San Diego Union-Tribune](#)



# Tijuana River Valley Sewage Crisis



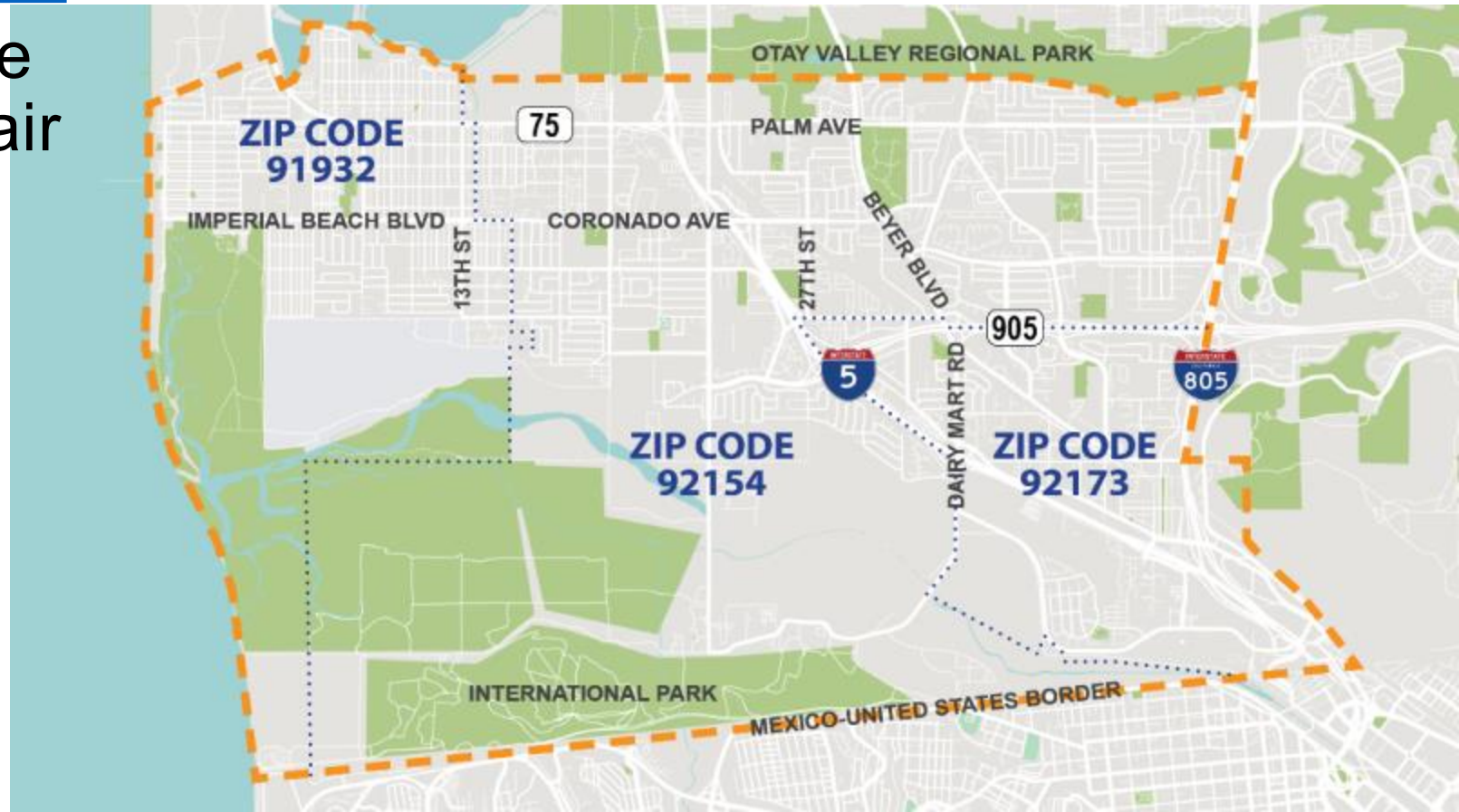
Comprehensive website: [South Region Health Concerns](#)





# Tijuana River Valley Sewage Crisis

- [Air Improvement Relief Effort \(AIRE\) Program](#)
  - Capacity to distribute up to 10,000 home air purifiers
- Agency for Toxic Substances and Disease Registry
  - Visit and PH Assessment





## The Agency for Toxic Substances and Disease Registry (ATSDR) will Evaluate Potential Health Risks in the Tijuana River Valley

San Diego County, CA



Horseback riding and hiking are popular activities on parkland trails within in the Tijuana River Valley in San Diego County, CA. Photo credit: © Roman Eugensz, 17 Feb 2016; License: CC-BY-SA-3.0; [https://commons.wikimedia.org/wiki/File:Imperial\\_Beach,\\_CA\\_-\\_USA\\_-\\_panoramio\\_\(82\).jpg](https://commons.wikimedia.org/wiki/File:Imperial_Beach,_CA_-_USA_-_panoramio_(82).jpg)

### ATSDR will evaluate whether exposures to chemicals in the Tijuana Valley could harm the health of community members.

- ATSDR will analyze environmental data collected by government agencies and researchers to evaluate past, current, and future chemical exposures.
- We plan to review air, surface water, sediment, soil, fish tissue, and odor complaint data.
- ATSDR's mandate is specific to health risks from chemical exposures. We are not able to evaluate bacteria or other biological contaminants in our assessment.



Goat Canyon is one of several canyons in the Tijuana River Valley. Water flows through these canyons during wet weather and when there are spills or overflow from wastewater collection systems.

Photo credit: © RightCowLeftCoast, 20 Apr 2018; License: CC-BY-SA-4.0; [https://commons.wikimedia.org/wiki/File:Goat\\_Canyon\\_Sediment\\_Basin.jpg](https://commons.wikimedia.org/wiki/File:Goat_Canyon_Sediment_Basin.jpg)

### ATSDR will identify information gaps and uncertainties where we don't have enough data to determine health risks.

- In those cases, we may suggest collecting additional environmental data.

### ATSDR will make recommendations to agencies, community members, and others to prevent and minimize harmful exposures.

- Findings from the public health assessment will be released in two reports on ATSDR's website.
- The first report will focus on potential exposures to contaminants in air. The second report will address other potential exposure pathways, like surface water, sediment, soil, and fish tissue.



U.S. Department of  
Health and Human Services  
Agency for Toxic Substances  
and Disease Registry

CS 360667-A June 2025

### ATSDR does not collect individual health information from residents during the public health assessment process.

- Instead, we estimate exposures to chemicals, assess health risks, and recommend ways to reduce or stop exposures to protect people's health.
- We will use health information and community concerns from Tijuana River Valley health surveys that CDC and ATSDR conducted with San Diego County in 2024.

### ATSDR is committed to ongoing communication and information sharing with the community and other organizations.

- We want you to know about our public health assessment process, findings, and recommendations. Sign up to receive email updates by contacting Ben Gerhardstein ([bgerhardstein@cdc.gov](mailto:bgerhardstein@cdc.gov)) in the ATSDR Region 9 office.

### About ATSDR

ATSDR is a non-regulatory federal public health agency of the U.S. Department of Health and Human Services. ATSDR works with other agencies and tribal, state, and local governments to investigate possible health risks in communities where people could come in contact with dangerous chemicals. For more information about ATSDR, visit our website at <https://www.atsdr.cdc.gov/>.

### Where to get more information

Contact ATSDR Region 9 with questions about the public health assessment:

- Ben Gerhardstein, Environmental Health Scientist, [bgerhardstein@cdc.gov](mailto:bgerhardstein@cdc.gov)
- Jamie Rayman, Regional Director, [jrayman@cdc.gov](mailto:jrayman@cdc.gov)

### About the Tijuana River Valley

The Tijuana River is an intermittent river, about 120 miles long, near the Pacific coast of northern Baja California state, in northwestern Mexico, and southern California in the United States. The river flows through the city of Tijuana, Mexico, across the international border, through a National Marine Estuary Reserve and other parklands on the southern edge of the city of San Diego, CA, and drains into the Pacific Ocean near Imperial Beach, San Diego County.

Community members in south San Diego County are concerned about health risks related to chemicals and sewage in the Tijuana River Valley. Hydrogen sulfide (i.e., sewer gas) from the river contributes to strong odors in neighborhoods, parks, and on beaches.

### Other CDC/ATSDR activities

CDC Community Assessment for Public Health Emergency Response (CASPER) Survey

[https://www.sandiegocounty.gov/content/sdc/hhsa/programs/phs/community\\_epidemiology/south-region-health-concerns/casper-study.html](https://www.sandiegocounty.gov/content/sdc/hhsa/programs/phs/community_epidemiology/south-region-health-concerns/casper-study.html)

ATSDR Assessment of Chemical Exposures Survey

[https://www.sandiegocounty.gov/content/sdc/hhsa/programs/phs/community\\_epidemiology/south-region-health-concerns/ACE.html](https://www.sandiegocounty.gov/content/sdc/hhsa/programs/phs/community_epidemiology/south-region-health-concerns/ACE.html)



Located in an arid area, the Tijuana River is intermittent. The river experiences higher water flow volumes during the wet season.

Photo credit: © RightCowLeftCoast, 20 April 2018; License: CC-BY-SA-4.0; [https://commons.wikimedia.org/wiki/File:Tijuana\\_River\\_-\\_West.jpg](https://commons.wikimedia.org/wiki/File:Tijuana_River_-_West.jpg)

# 2025 14<sup>th</sup> Annual Love Your Heart-Ama Tu Corazón

## Recognition Event

- **Date:** Tuesday, June 10, 2025
- **Where:** Southeastern Live Well Center
- **Highlights:**
  - **Community Partners** led the heart health movement.
  - **Collaborated** across the US-Mexico border region.
  - **Engaged** over **57,000** individuals through blood pressure screenings and heart health education (+over **55,000** across Mexico)
  - **Screened** for blood pressure at one of **365** sites.
  - **Identified 796** hypertensive crises that may have otherwise gone undetected.





# 2025 Regionwide Homelessness

San Diego's Regional Task Force on the Homeless (RTFH) released the [2025 Point-in-Time Count](#) (posted May 20, 2025).

- Significant reductions in family homelessness and veteran homelessness led to **an overall reduction of 7 percent** in regionwide homelessness this year when compared to last year.
- Overall, the 2025 Point-in-Time Count found **no less than 9,905 people experiencing homelessness** throughout the county, **down from 10,605 a year ago**.
- **The data showed noteworthy reductions in several cities:**
  - City of San Diego **down 14 percent**
  - Carlsbad **down 15 percent**
  - Encinitas **down 12 percent**
  - Oceanside **down 9 percent**
  - La Mesa **down 9 percent**
  - Chula Vista **down 6 percent**
- **Notable unsheltered decreases included:**
  - Family homelessness across the county **fell 72 percent**
  - Veteran homelessness across the county **fell 25 percent**



# Other Items

- Successful food services step
  - MCFHS assisted the County's contractor Sysco Corporation, a big food distribution company (broadline distributor), and the only San Diego BIPOC/women farmer owned local co-op to supply produce through the broadline system.
  - Specifically, Sysco Corporation and Foodshed Cooperative (60+ local farms) are now connected, and the County's food services operations will now be able to order through Sysco.
- Community Water Fluoridation



# Other Items

- Monitoring potential federal impacts
- Monthly healthcare professionals telebriefing
  - These telebriefings are a collaboration with community HCP, with opportunities for discussion as well.
  - Led by our CMO, Dr. Tuteur and currently have a series on vaccine preventable diseases, with Dr. Motadel and Dr. Berg, and also share updates on Medi-Cal Transformation, budget updates, oral health, and other clinical updates
  - For info about this and the newsletter, email [MCS@sdcounty.ca.gov](mailto:MCS@sdcounty.ca.gov)





# Public Health Director Update

Adrienne C. Yancey, M.P.H.  
Assistant Public Health Director  
Public Health Services



# Federal Funding

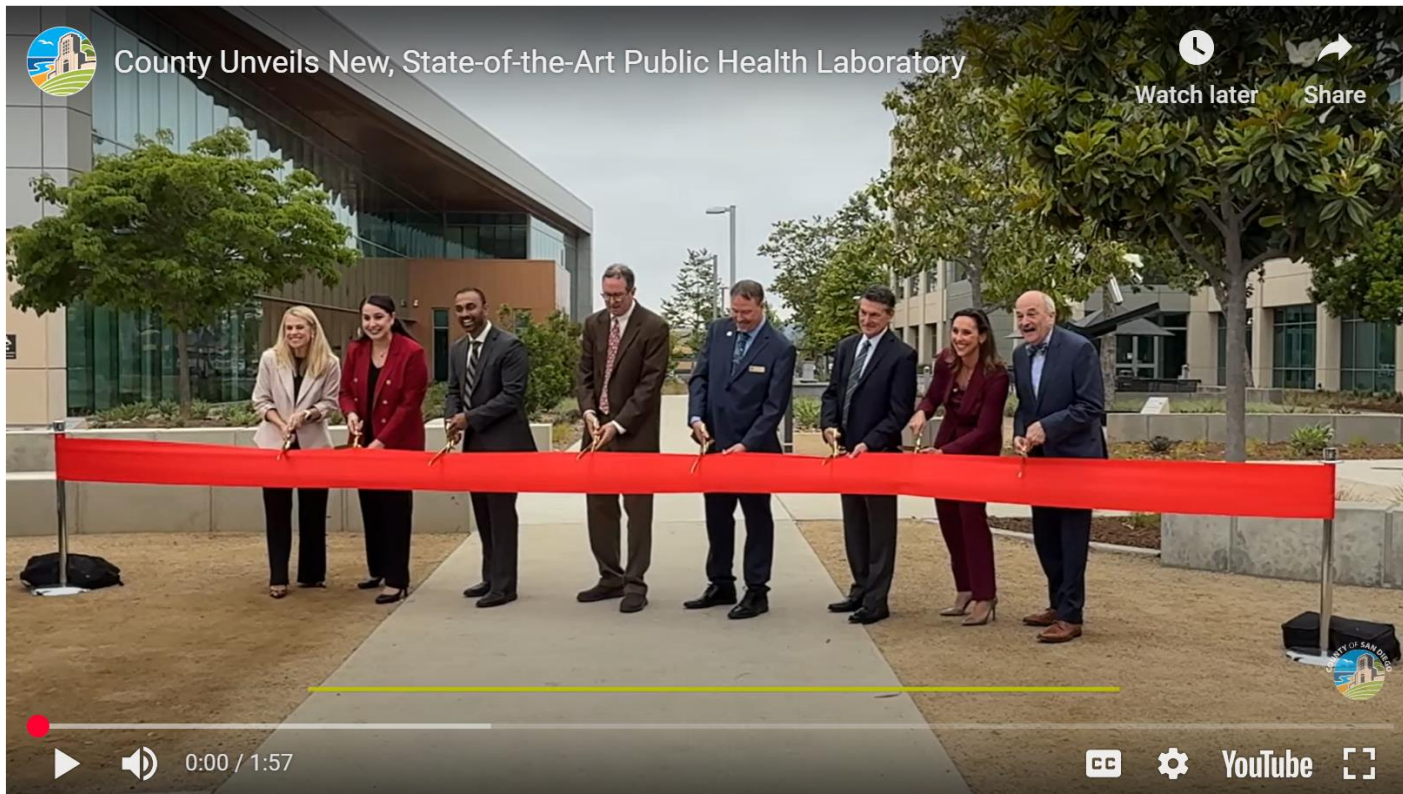
## Updates

- **June 9, 2025:** The County is awaiting to hear official word from CDPH and Heluna Health. CDPH is to have met with Heluna Health, on June 5. Update pending.





# County Public Health Lab Celebrates Grand Opening



Video by [Andy Tolley](#)

By [Tracy DeFore](#), County of San Diego Communications Office  
May 29, 2025 | 4:53 PM

- On Thursday, May 29, the County's new state-of-the-art Public Health Lab officially opened its doors at the County Operations Center (COC), in Kearny Mesa.
- The two-story facility measures 52,000 square feet, three times larger than the old, cramped and outdated building on Rosecrans.
- The new facility creates space for nearly 90 employees and contractors who will test for infectious diseases like COVID-19, Respiratory Syncytial Virus known as RSV, flu and other diseases.
- View tour video at:  
<https://youtu.be/n32wYQyLOp4>

[County Public Health Lab Celebrates Grand Opening | News | San Diego County News Center](#)



# Media/Community Events



Targeted Date and Time	Description & Location of Event
November 2023 and ongoing	<b>Perinatal Equity Initiative (PEI) radio ads run on local radio stations</b> , Z90 and Magic 92.5. Digital banners pop up on high-traffic websites. Both the radio and digital ads are played for the target audience and will redirect listeners and viewers to the Black Legacy Now website.
June 2024 and ongoing	<b>PEI creatives</b> (brochures, door hangars, and postcards) are being distributed in the community to promote educating African-American mothers on the importance of advocating for equitable and dignified maternity health treatment for themselves and their babies.
June 23 – 27, 2025	<b>Public Health Advocate Camp</b> (Linda Vista Innovation Center – 2202 Comstock St., San Diego, CA 92111)
June 26, 2025 1:00 PM – 3:00 PM	<b>Father Joe’s Village Safety Fair, Stop the Bleed Booth</b>
July 14 – 18, 2025 9:00 AM – 5:00 PM	<b>UCSD/SDSU Preventive Medicine Residency Program, Orientation</b>

# Upcoming Presentations

## June 8 – 10, 2025, Council of State and Territorial Epidemiologists (CSTE) Conference

- *EISB*:
  - Integrating Advanced Modeling and Analytics for Public Health Resilience: The San Diego Resilient Shield Experience
  - Localizing and Automating Short-Term Forecasting of Respiratory Illness for the County of San Diego
  - Fight the Bite: First Locally-Acquired Dengue Cases in San Diego County during Global Surge in Dengue Transmission
  - Evaluating the Impact of Hepatitis A Virus Vaccine Incentives for People Experiencing Homelessness in San Diego County

## November 4, 2025, American Public Health Association (APHA) Conference

- *EISB*:
  - Innovating Overdose Response: Real-Time Solutions in San Diego County
- *MCFHS*:
  - The Sustainable, Equitable, and Local Food Sourcing Program and Policy:  
Shifting Food Procurement to Better Support the Regional Food System and Environment



# Health Services Advisory Board Meeting



## Thank you!



*The Public Health Services department, County of San Diego Health and Human Services Agency, has maintained national public health accreditation, since May 17, 2016, and was re-accredited by the Public Health Accreditation Board on August 21, 2023.*



# HIP POCKET

