


Welcome, before we begin,
We want your opinions on the SNF IP
Collaborative webinars!
Follow the QR code for the feed back
form



- **Instructions for Contact Hour**
 - Update your Zoom name to reflect your full name
 - Zoom name MUST match your evaluation name
 - Enjoy the entire program
 - Complete the post-evaluation by September 29, 2023, 5:00 PM (available on the last slide)
 - Certificate will be emailed to you by October 15, 2023





San Diego Skilled Nursing Facility Infection Prevention Collaborative

Grow - Collaborate - Succeed

Coordinated by the County of San Diego
Healthcare-Associated Infections (HAI) Program

For internal use only, not for distribution

Reminders



Recording is on!



PHS.HAI.HHSA@sdcounty.ca.gov



Keep your lines muted



Participate in the polls and chat



Use the chat box for questions



Slides will be emailed



"Right click" to rename



Type into the chat your:

- Name
- Title
- Facility


For internal use only, not for distribution

Reminders

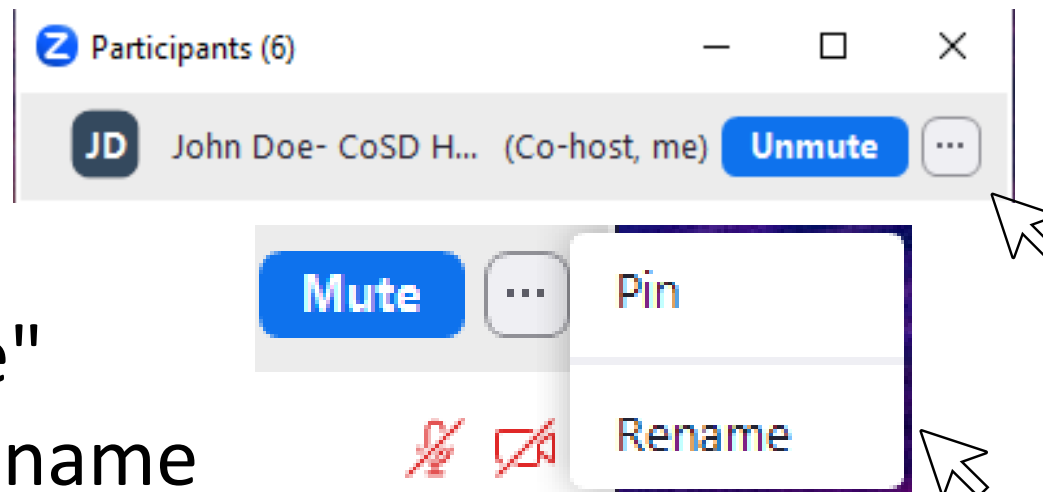


Please update your name on the participant list

1. Find your name on the participant list



2. Hover over your name and click "..."



3. Click "Rename"
4. Type your full name

For internal use only, not for distribution

Land Acknowledgement



Public Health Services would like to begin by acknowledging the Indigenous Peoples of all the lands that we are on today. While we are meeting on a virtual platform, I would like to take a moment to acknowledge the importance of the lands, which we each call home. We respectfully acknowledge that we are on the traditional territory of the Kumeyaay. We offer our gratitude to the First Nations for their care for, and teachings about, our earth and our relations. May we honor those teachings.

For internal use only, not for distribution

Agenda



Welcome

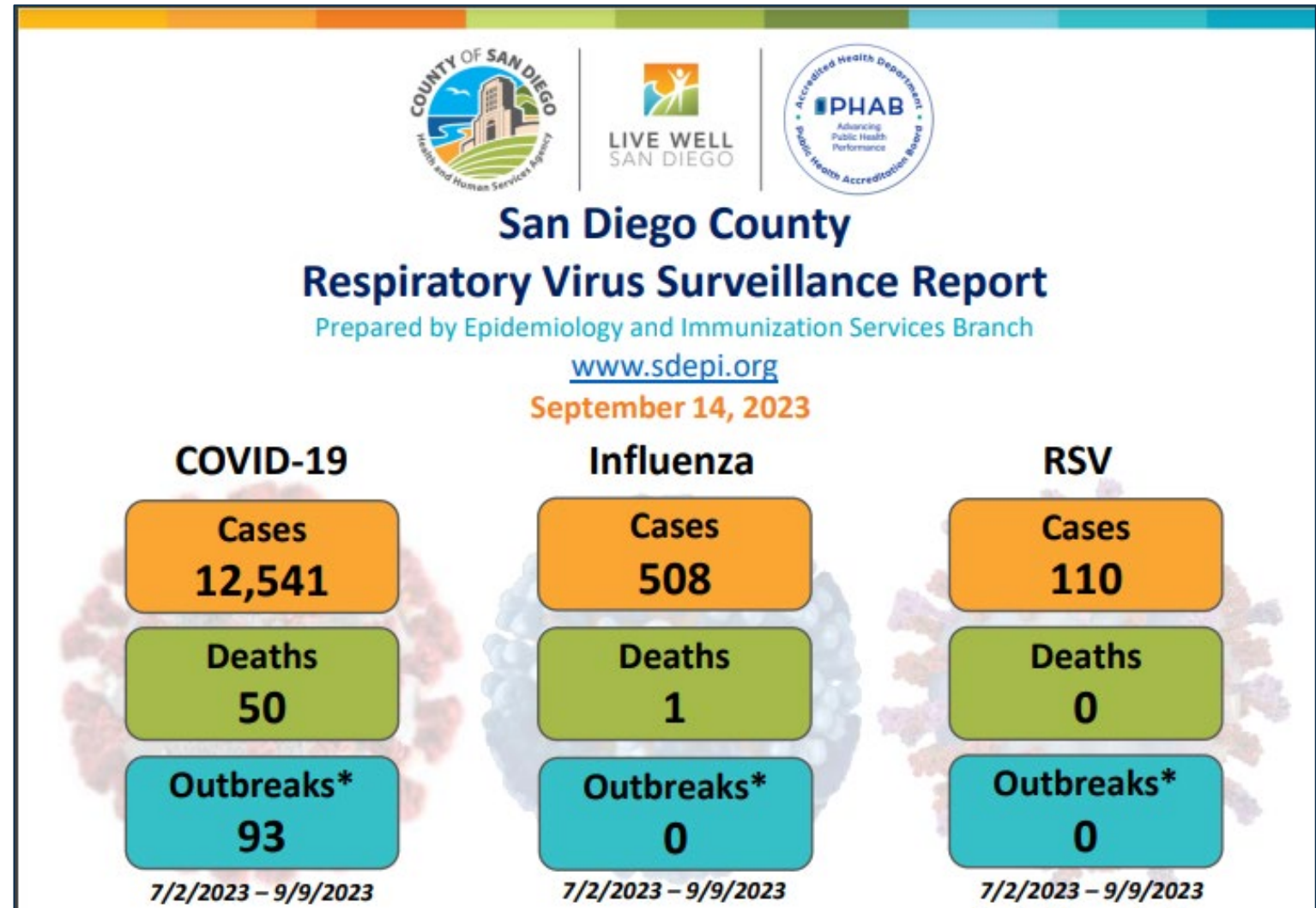
General Updates

Announcements

Featured Topic: “Infection Prevention Rounds 101”

Next Collaborative

Respiratory Virus Update



For internal use only, not for distribution

Respiratory Virus Update

Figure 1.1. San Diego County COVID-19 Confirmed and Probable Cases (N=12,541)

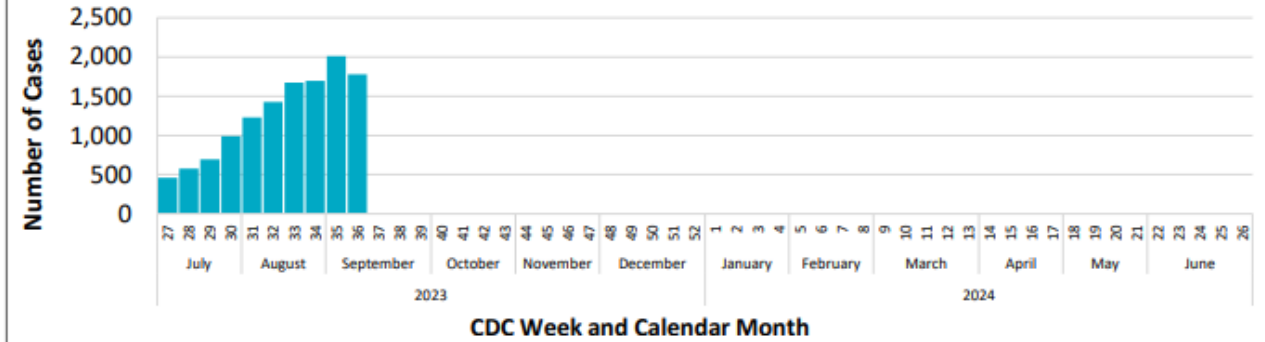


Figure 1.2. San Diego County Influenza Cases (N=508)


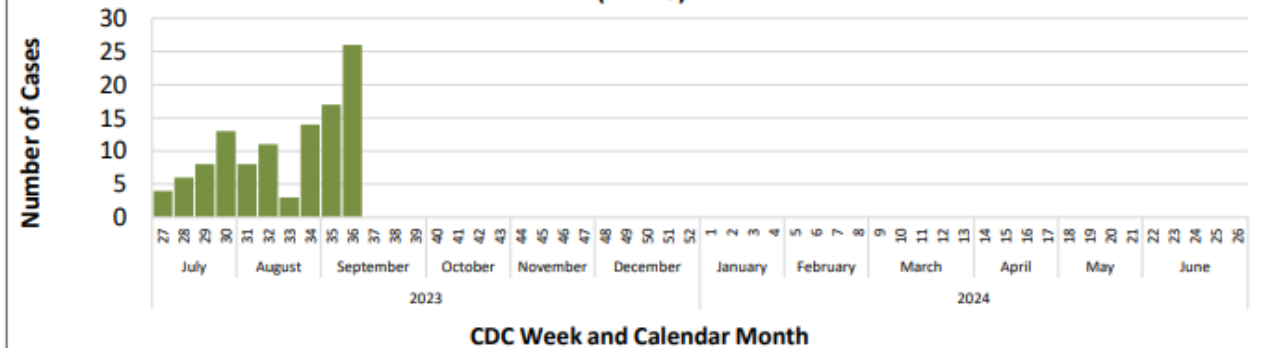


Figure 1.3. San Diego County RSV Cases (N=110)

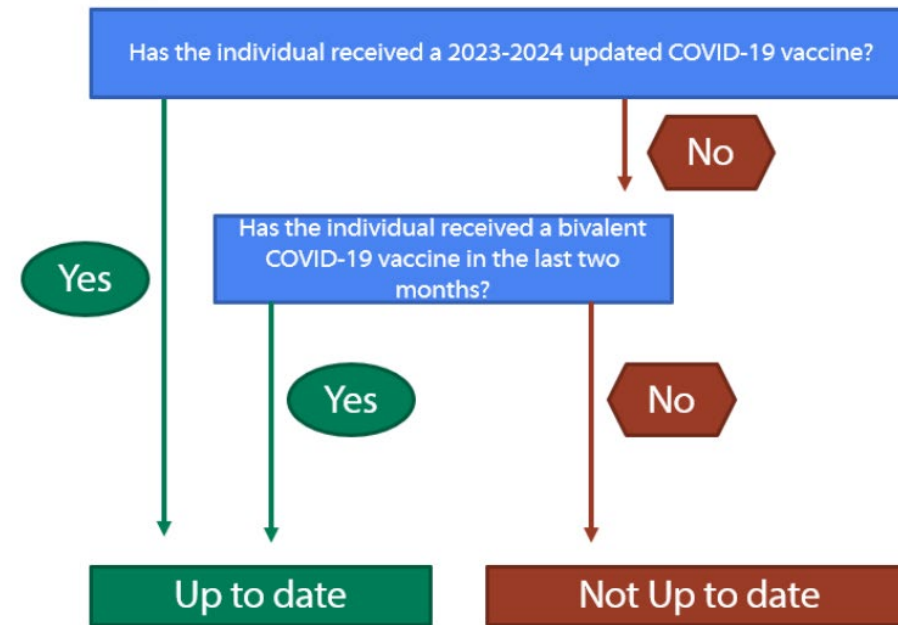


For internal use only, not for distribution

COVID Vaccine Update

- The 2023-2024 COVID vaccines have been approved by FDA
- CDC/ACIP recommends everyone 6 months of age and older receive the updated COVID vaccine
 - Most people aged 5 years and older are recommended 1 dose.
 - Additional doses are/may be indicated for immunocompromised or young children under 5 years
 - New NSHN definition for “Up To Date” COVID vaccine effective 9/25/23

Flow Chart: Quarter 4 2023 Up to Date with COVID-19 Vaccines



Poll Question



Have you been able to start giving the **updated COVID vaccine** at your facility?

- a) Yes! We have already started COVID vaccines onsite
- b) No, but we have COVID vaccine events scheduled
- c) No, but we are in the process of scheduling COVID vaccine events
- d) No, we aren't sure how to schedule COVID vaccine events and need help
- e) What updated COVID vaccine?

LTCF Resources



- Email moc.hcps.hhsa@sdcounty.ca.gov
 - Onsite flu/COVID vaccine assistance
 - Information re: COVID therapeutics
 - Emergent PPE requests
 - Onsite testing



APIC Conference



APIC™ SAN DIEGO & IMPERIAL COUNTY PRESENTS

Getting Back to Basics

This event will reemphasize the fundamentals of infection prevention in a post-pandemic patient care environment.

Join us on Friday, September 29th, 2023

7:30am to 3:30pm PST

South Coast Winery Resort & Spa

34843 Rancho California Rd., Temecula, CA 92591

Enjoy the beautiful rolling hills of SoCal's Wine Country

Five Fundamental Presentations

5.0 Contact hours/IPUs provided by BRN CEP 3947

Vendor Exhibit

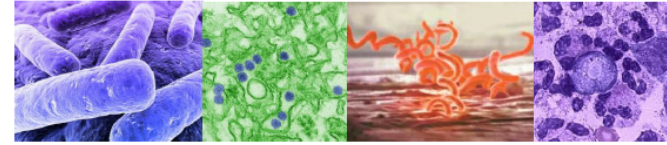
Vibe with up to 30 of your local industry partners

Continental breakfast, Lunch, & Mimosas

Sit-down gourmet lunch service

6th Annual Communicable Disease Conference

AGENDA for Sixth Annual Communicable Disease Meeting



October 4, 2023, 8:30-12:30 PM

5520 Overland Avenue, San Diego, CA 92123 - Chambers Room



8:15 Sign-In / Refreshments

8:30 Introductions / Meeting Objectives / Logistics

8:40 Vaccine Preventable Diseases & Vaccination Coverage Rates in San Diego County

Danelle Wallace, MPH, Senior Epidemiologist, Epidemiology and Immunization Services Branch, County of San Diego, Health and Human Services Agency

9:15 Hepatitis A in San Diego County

Sarah Stous, MPH, Senior Epidemiologist, Epidemiology and Immunization Services Branch, County of San Diego, Health and Human Services Agency

9:50 Legionellosis

Mark Beatty, MD, Medical Consultant, Epidemiology and Immunization Services Branch, County of San Diego, Health and Human Services Agency

10:35 Break (15 minutes)

10:50 Mpox

M. Winston Tilghman, MD, Medical Director/STD Controller, HIV, STD and Hepatitis Branch, County of San Diego, Health and Human Services Agency

11:25 *Candida auris*: the San Diego Update

Grace Kang, MPH, RN, PHN, CIC, Public Health Nurse Supervisor, Healthcare Associated Infections Program, Epidemiology and Immunization Services Branch, County of San Diego, Health and Human Services Agency

12:00 Closing Remarks / Evaluations

For internal use only, not for distribution

Vaccinations for Adults in LTC

VACCINATIONS FOR ADULTS AT LONG TERM CARE FACILITIES **VIRTUAL SUMMIT**



Wednesday, October 25
10:30 am - 12 pm, via Zoom

**Join
Us!**

Keeping our clients safe during the upcoming winter months from COVID, Flu and RSV starts now. Please join us for a virtual webinar on the importance of vaccinations and infection prevention strategies in skilled nursing, long term care facilities, congregate care, and other programs and facilities serving medically fragile and aging adults.

Register here:

<https://us02web.zoom.us/join/register/tZUpdOGhgTsqGNQifOTttOZU3DR4YmDKTNiz#/registration>

Meeting ID:

814 3897 0020

Nurse CE Credit

Provider approved by
California Board of
Registered Nursing
Provider CEP17194 for
1.5 contact hours

CHES® - CECHS

CATEGORY I CONTINUING EDUCATION
CONTACT HOURS (CECH) GRANTED BY
THE INSTITUTE FOR PUBLIC HEALTH:
Multiple Event Provider approved by
the National Commission for Health
Education Credentialing, Inc. Provider
Number 101840

SPEAKERS

Priyanka Saxena, DO, MPH
California Department of Public Health

Albert Lopez
California Department of Public Health

Mara Rauhauser, BSN, RN
County of San Diego HHSA

Mark Sawyer, MD
University of California San Diego
Rady Children's Hospital

Emily Do, PharmD, JD, MBA,
BCPS, CHC, CSSBB
County of San Diego HHSA



October 15 - 21, 2023

CELEBRATE the FUNDAMENTALS of



HAND
HYGIENE



CLEANING &
DISINFECTION



VACCINATION



PPE



INJECTION
SAFETY

County/CDPH Briefings



- **CDPH/HSAG SNF IP Webinars:**
 - Monthly 4th Wednesday @ 3PM-4PM
 - Next webinar is on 9/27/2023
- **County LTC Sector COVID Monthly Telebriefing:**
 - Monthly 4th Thursday @ 2PM-3PM
 - Next briefing is on 9/28/2023
- **CDPH Healthcare Facility Call:**
 - Monthly 2nd Tuesday @ 8AM-9AM
 - Next call is on 10/10/23
 - Note NEW dial-in#: 844-867-6167; 7993227
- **NHSN & HAI Nursing Home Office Hours:**
 - Monthly 3rd Tuesday @ 11:30AM-12:30PM
 - Next session is 10/17/23





Happy ONE Year!



Follow the QR code for the feed back form



For internal use only, not for distribution

Contact Hour Instructions

Ensure

Ensure your full name identifies you on Zoom

Enjoy

Enjoy the full presentation

Complete

Complete the post-evaluation

“Infection Prevention Rounds 101”

Mara Rauhauser, BSN, RN, PHN
Senior Public Health Nurse
County of San Diego
Healthcare-Associated Infections
Infection Preventionist



Objectives



After completing this training, the participant will be able to:

- Name 3 items found in hallways, to evaluate for adherence to infection prevention and control practices.
- Verbalize 2 main principles for evaluating a Janitor's closet.
- List 3 principles regarding proper PPE use, both donning and doffing and use outside of the resident room.

What is it called?



Environment of care rounds

Safety Rounds

Surveillance Rounds

Life safety rounds

Infection Control Assessment and Response (ICAR)

Infection prevention rounds

Walk and Talk

Infection Prevention Rounds 101



Why would you do infection prevention rounds?

- ✓ **Observe and improve infection prevention practices**
 - ✓ General IPC
 - ✓ Hand Hygiene compliance
 - ✓ Availability of supplies(i.e., wipes, hand sanitizer, PPE)
 - ✓ Proper PPE use
 - ✓ Surveillance (ex. CAUTI bundle practices)
 - ✓ Disinfection of shared equipment
 - ✓ Workflow of staff
 - ✓ Staff observation to prevent cross contamination opportunities



For internal use only, not for distribution

Infection Prevention Rounds 101



- ✓ Observe vendor processes
- ✓ Provide just in time training
- ✓ Cohorting
- ✓ Proper signage
- ✓ Evaluate environmental conditions
 - ✓ Furniture disrepair
 - ✓ Equipment storage/condition
 - ✓ Water and ventilation issues
 - ✓ Fire safety
 - ✓ Life safety
- ✓ Learn things
- ✓ Improve relationships

LOOK



For internal use only, not for distribution

General Principles



Don't forget the outdoor and adjacent building areas

Open every door

Disaster Storage

The Great Unknown

EVS Closet

What doors can you think of?

Catch all Storage

For internal use only, not for distribution

General Principles



Look in every drawer and cabinet

- Med rooms
- Utility rooms
- Resident rooms: when preparing for a new resident
- Storage rooms



For internal use only, not for distribution

This Photo by Unknown Author is licensed under CC BY-NC-ND

General Principles



- Dirty with Dirty
- Clean with Clean
- Clear system to communicate status



For internal use only, not for distribution

General Principles



Ask LOTS of questions

How do
pathogens
move
around?

Is it reusable?

Tell me how you do that

Is it disinfectable?

Is this process cross contaminating?

With
kindness
and humility

How does that
work?



For internal use only, not for distribution

General Principles



- Give positive feedback
- Be kind when giving negative feedback
- Don't be intimidated if you don't know something.
- Listen to new ideas
- Listen to what the barriers are
- Listen and look



General Principles



Teamwork is amazing!!!

- ✓ Invite others to round with you
 - ✓ EVS Manager
 - ✓ Maintenance Director
 - ✓ DON
 - ✓ DSD
- ✓ Work together to identify challenges
- ✓ Work together to identify solutions
- ✓ Seeing something in person can be very helpful.

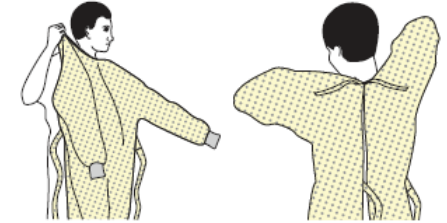


Proper Donning



1. GOWN

- Fully cover torso from neck to knees, arms to end of wrists, and wrap around the back
- Fasten in back of neck and waist



2. MASK OR RESPIRATOR

- Secure ties or elastic bands at middle of head and neck
- Fit flexible band to nose bridge
- Fit snug to face and below chin
- Fit-check respirator



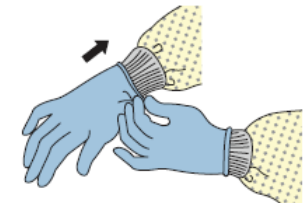
3. GOGGLES OR FACE SHIELD

- Place over face and eyes and adjust to fit



4. GLOVES

- Extend to cover wrist of isolation gown



Outside The Resident Room

Proper Donning and Doffing



Here is another way to safely remove PPE without contaminating your clothing, skin, or mucous membranes with potentially infectious materials. **Remove all PPE before exiting the patient room** except a respirator, if worn. Remove the respirator **after** leaving the patient room and closing the door. Remove PPE in the following sequence:

1. GOWN AND GLOVES

- Gown front and sleeves and the outside of gloves are contaminated!
- If your hands get contaminated during gown or glove removal, immediately wash your hands or use an alcohol-based hand sanitizer
- Grasp the gown in the front and pull away from your body so that the ties break, touching outside of gown only with gloved hands
- While removing the gown, fold or roll the gown inside-out into a bundle
- As you are removing the gown, peel off your gloves at the same time, only touching the inside of the gloves and gown with your bare hands. Place the gown and gloves into a waste container



2. GOGGLES OR FACE SHIELD

- Outside of goggles or face shield are contaminated!
- If your hands get contaminated during goggle or face shield removal, immediately wash your hands or use an alcohol-based hand sanitizer
- Remove goggles or face shield from the back by lifting head band and without touching the front of the goggles or face shield
- If the item is reusable, place in designated receptacle for reprocessing. Otherwise, discard in a waste container

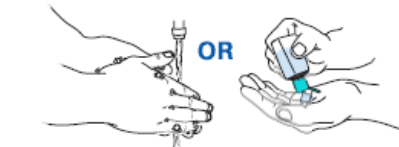


3. MASK OR RESPIRATOR

- Front of mask/respirator is contaminated — **DO NOT TOUCH!**
- If your hands get contaminated during mask/respirator removal, immediately wash your hands or use an alcohol-based hand sanitizer
- Grasp bottom ties or elastics of the mask/respirator, then the ones at the top, and remove without touching the front
- Discard in a waste container



4. WASH HANDS OR USE AN ALCOHOL-BASED HAND SANITIZER IMMEDIATELY AFTER REMOVING ALL PPE



PERFORM HAND HYGIENE BETWEEN STEPS IF HANDS BECOME CONTAMINATED AND IMMEDIATELY AFTER REMOVING ALL PPE



Outside the resident room

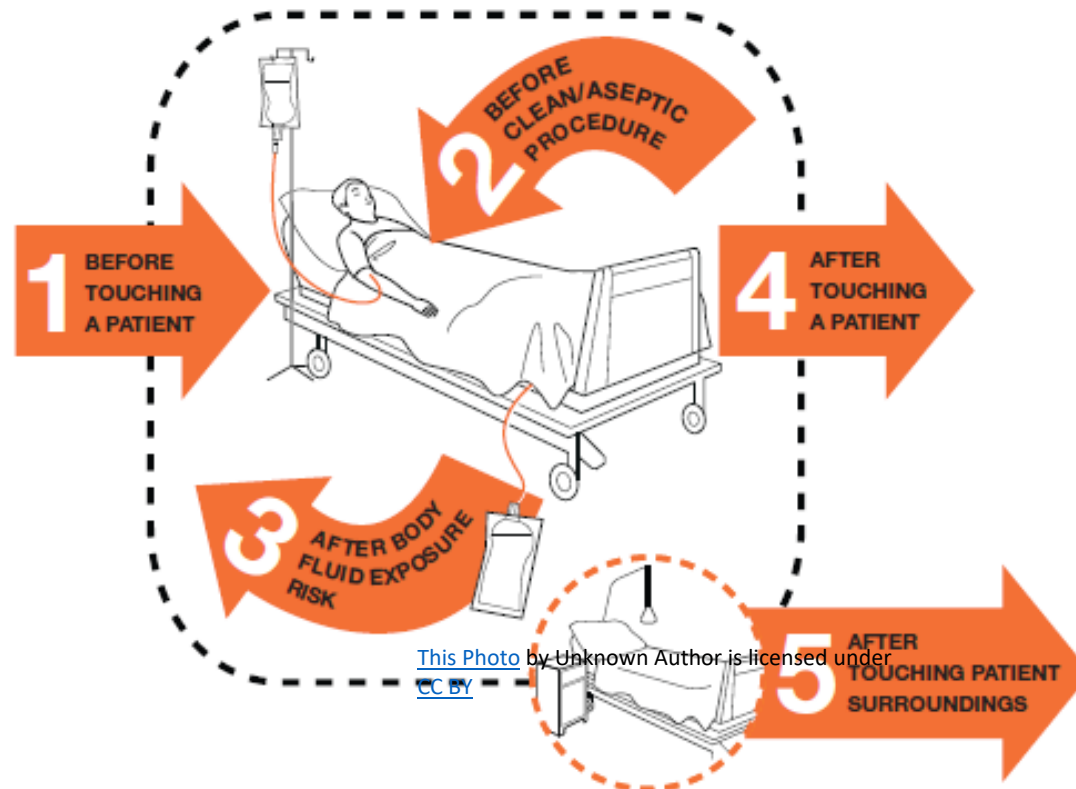
Inside the resident room

For internal use only, not for distribution

When To Do Hand Hygiene?



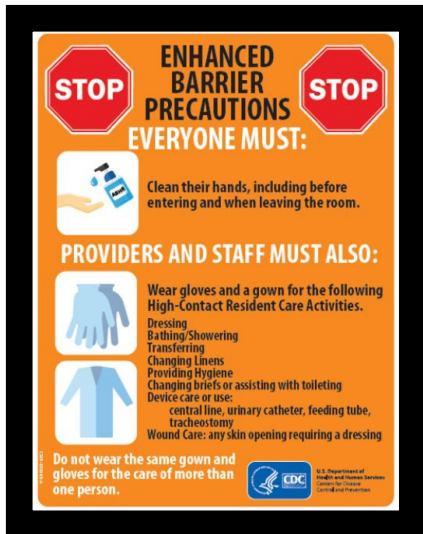
Your 5 Moments for Hand Hygiene



World Health
Organization

SAVE LIVES
Clean Your Hands

Signs Are How We Communicate



For internal use only, not for distribution



Looking down the hallway...

1. Wipes are available.
2. Is this disinfectant effective against the organisms we need to kill? What is the contact time?
3. Many of the lids are open.
4. Hand hygiene stations are easily available. Are they working?
5. Shower gurney is blocking the fire door.
6. The hallway is pretty crowded with equipment. Is it supposed to live here?

For internal use only, not for distribution

In the Hallway

What do you notice?

1. Staff personal items stored in the hallway
2. Staff water bottle kept in hallway
3. Bedside table in hallway. Is it disinfected?
4. Glove box stored on sharps container
5. What is being done with the fan?



For internal use only, not for distribution

In the Hallway



When you look down the hall, you see the following:

1. Med nurse doing a med pass. Standing at her cart prepping meds with no gloves on.
2. Dr exits a room and walks down the hall.
3. Wound care team (vendor) pushes a cart with files, supplies and equipment out of a resident room and exits the building



In the Hallway



1. EVS staff is cleaning a contact isolation room with gloves on.
2. Physical therapist moves from contact isolation rooms to noncontact rooms to provide rehab care.
3. A CNA is donning PPE. She did not do hand hygiene. She donned gloves, then a gown and entered the room.
4. A respiratory therapist is seen in this room with PPE on. When she is done providing care, she steps into the hallway to doff PPE and returns to her charting.

In the Hallway



Covid Positive Isolation Room

The garbage can on the med cart should not be snuggled up against the PPE cart

Is hand sanitizer available?



- What thoughts do you have about this PPE cart outside a covid positive room?
- What questions would you ask?

Are there N95 respirators available?

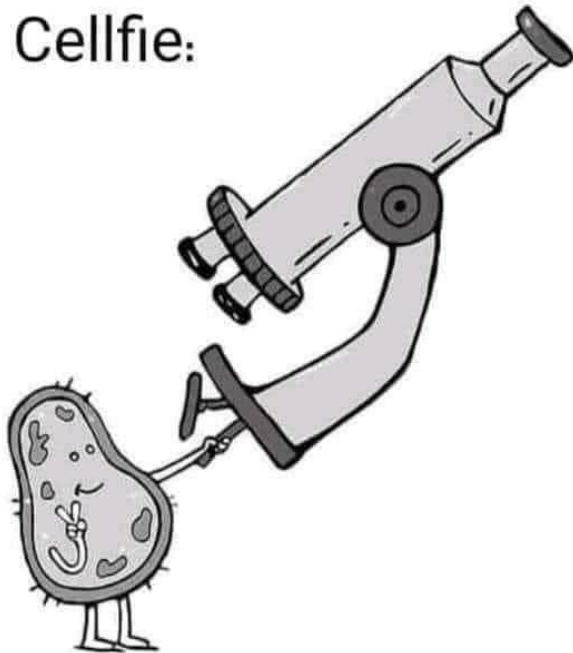
Dedicated equipment should not be stored on or in a PPE cart

For internal use only, not for distribution

What to do with all the information?



Cellfie:



At first, write down what you see. Give yourself permission to be new.

- Document what you see more systematically
- Prioritize!!!!
- Look through the available tools. Use them if they work for you. Or use them as an example to create your own.
- Consider using a spreadsheet
- Communicate the data with graphs and tables
- Share the information with leadership and floor staff
- If it is possible, round with other IPs at their facility

What to do with all the information?



Consider making a calendar to plan rounds that need to be made regularly

- PPE adherence
- Hand hygiene rates
- Type of disinfectants being used on the floor.
- Floor staff observation

What can the HAI Program do to help?



Provide in-services
to staff

Walk the
halls with
you

Work with EVS Staff
on infection
prevention topics

Help find
answers
to
questions

Help
gather
data

Work with vendors
and floor staff to give
feedback and improve
infection prevention
practices

For internal use only, not for distribution

Resources



- EPA List P <https://www.epa.gov/pesticide-registration/list-p-antimicrobial-products-registered-epa-claims-against-candida-auris>
- CDPH Adherence Monitoring <https://www.cdph.ca.gov/programs/chcq/hai/pages/monitoringadherencetohcpracticesthatpreventinfection.aspx>
- CDPH Environmental Cleaning <https://www.cdph.ca.gov/Programs/CHCQ/HAI/Pages/EnvironmentalCleaning.aspx>
- CDPH Preventing HAI in LTCFs [https://www.cdph.ca.gov/Programs/CHCQ/HAI/Pages/PreventingHAI in LTC Facilities.aspx](https://www.cdph.ca.gov/Programs/CHCQ/HAI/Pages/PreventingHAI%20in%20LTC%20Facilities.aspx)
- CDPH AFLs <https://www.cdph.ca.gov/Programs/CHCQ/LCP/Pages/LNCAFL.aspx>
- CDC Target Assessment for Prevention (TAP) Strategy <https://www.cdc.gov/hai/prevent/tap.html>
- CDC Infection Prevention Tools <https://www.cdc.gov/longtermcare/prevention/index.html>
- CDC Infection Control Assessment Tools <https://www.cdc.gov/hai/prevent/infection-control-assessment-tools.html>
- County of San Diego HAI Program <http://www.sdhai.org>
- APIC Long Term Care <https://apic.org/Resources/Topic-specific-infection-prevention/Long-term-care/>
- NACCHO Toolkit [https://www.naccho.org/uploads/downloadable-resources/Programs/Community-Health/Project-Firstline/Toolkit 5.16.2022 to-NACCHO-1.pdf](https://www.naccho.org/uploads/downloadable-resources/Programs/Community-Health/Project-Firstline/Toolkit%205.16.2022%20to-NACCHO-1.pdf)

Next Collaborative



*****November 29, 2023*****

11:00AM – 12:00PM

ZOOM

Featured Topic:

“EVS Basics”

1 Contact Hour Offered

Submit questions about

or

Feedback about today’s collaborative meeting to:

PHS.HAI.HHSA@sdcounty.ca.gov

**5th Wednesday
after Thanksgiving**



Contact us at:

PHS.HAI.HHSA@sdcounty.ca.gov



The Public Health Services department, County of San Diego Health and Human Services Agency, has maintained national public health accreditation, since May 17, 2016, and was re-accredited by the Public Health Accreditation Board on August 21, 2023.



For internal use only, not for distribution