

# 2024 HPG Needs Assessment



**Dasha Dahdouh, Community Health Program Specialist**

**Virginia Suarez, Community Health Program Specialist**

[SANDIEGOCOUNTY.GOV/HHSA](https://sandiegocounty.gov/hhsa)



# Needs Assessment Overview

- 310 responses collected between March and September 2024
- 87 total questions across 10 sections:

HIV Status	Other Health Concerns	Mental Health and Substance Use Concerns	Criminal Justice History	Employment and Income
Housing	Access to Treatment & Basic Needs Services	Prevention Needs	Demographics	Services for Adults 50 Years of Age and Older

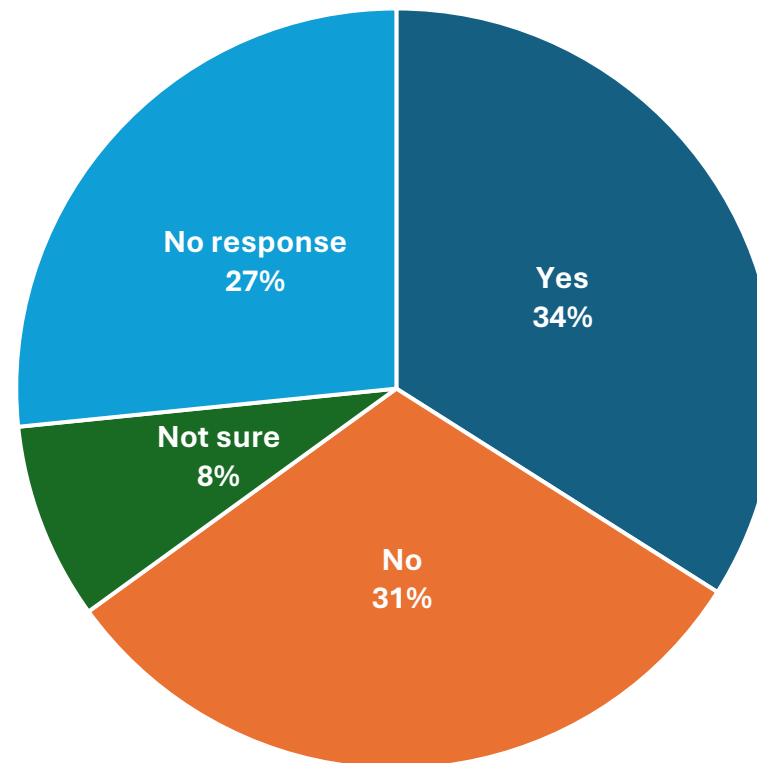
- Surveys were administered in English and Spanish; results were combined unless stated otherwise
- n refers to the total number of responses used in analysis

# HIV & Ryan White Status

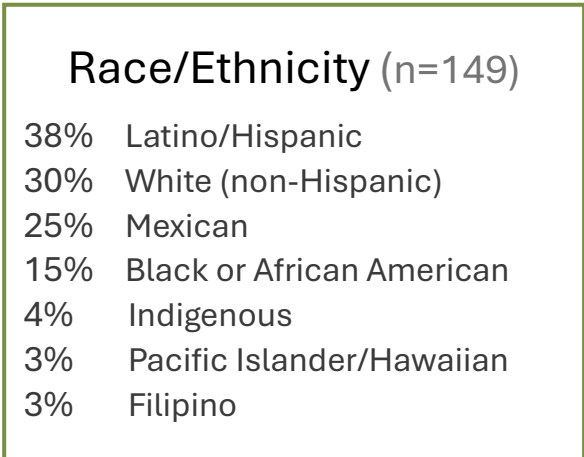

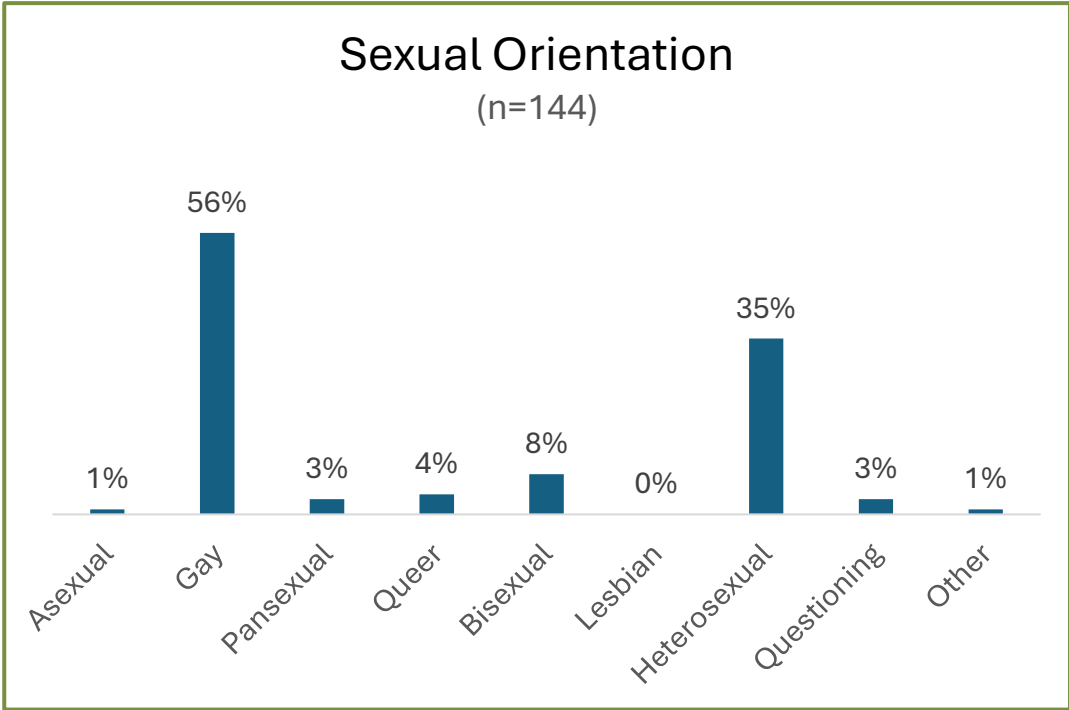
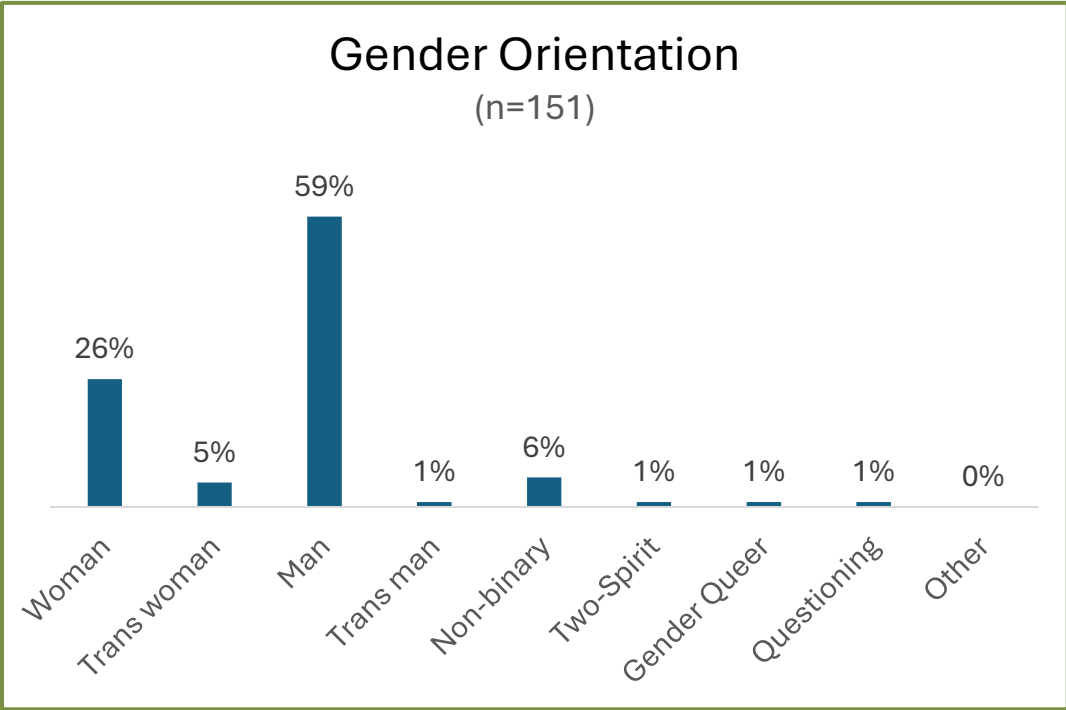


**66%** of all survey respondents reported living with HIV/AIDS (PLWHA) (203 of 310)

*Do you receive medical care through the Ryan White HIV/AIDS Program?*  
(n=203)



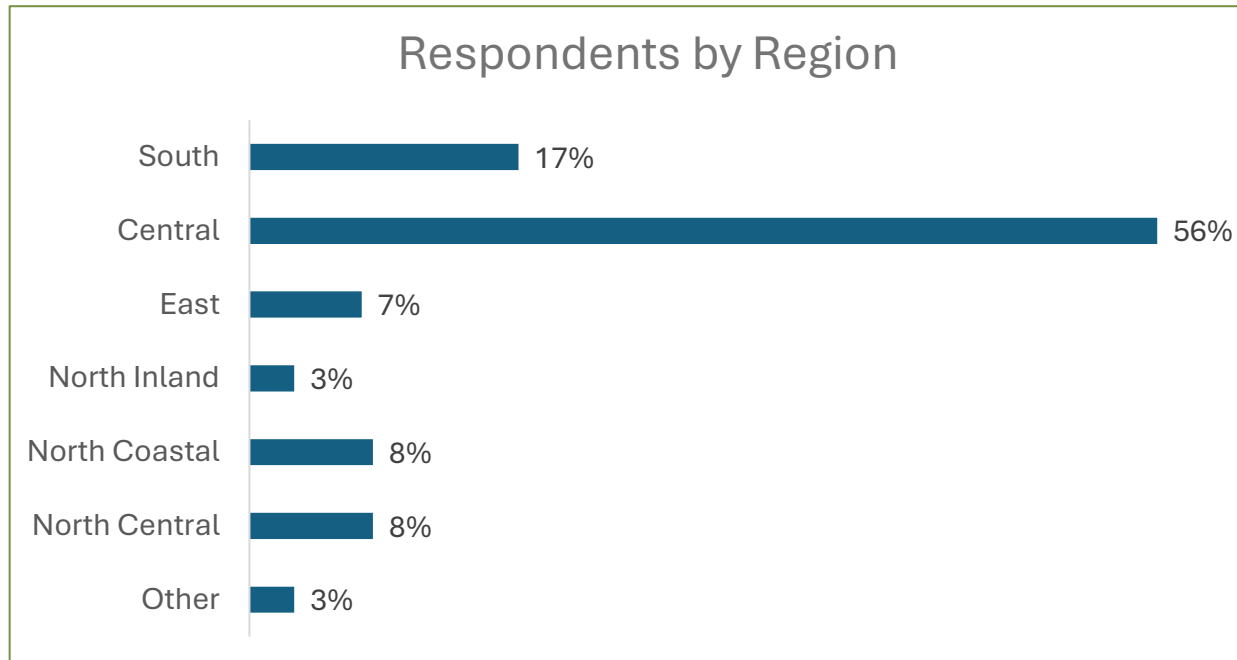
# Demographics – PLWHA



# Residence – PLWHA



*What is the ZIP code where you live or stay most nights? (n=145)*



- 40 different ZIP codes listed
- Top 5 ZIP codes:
  - 92104 (Central) – 26 respondents
  - 92103 (Central) – 14 respondents
  - 92101 (Central) – 13 respondents
  - 91910 (South) – 7 respondents
  - 92114 (Central) – 7 respondents

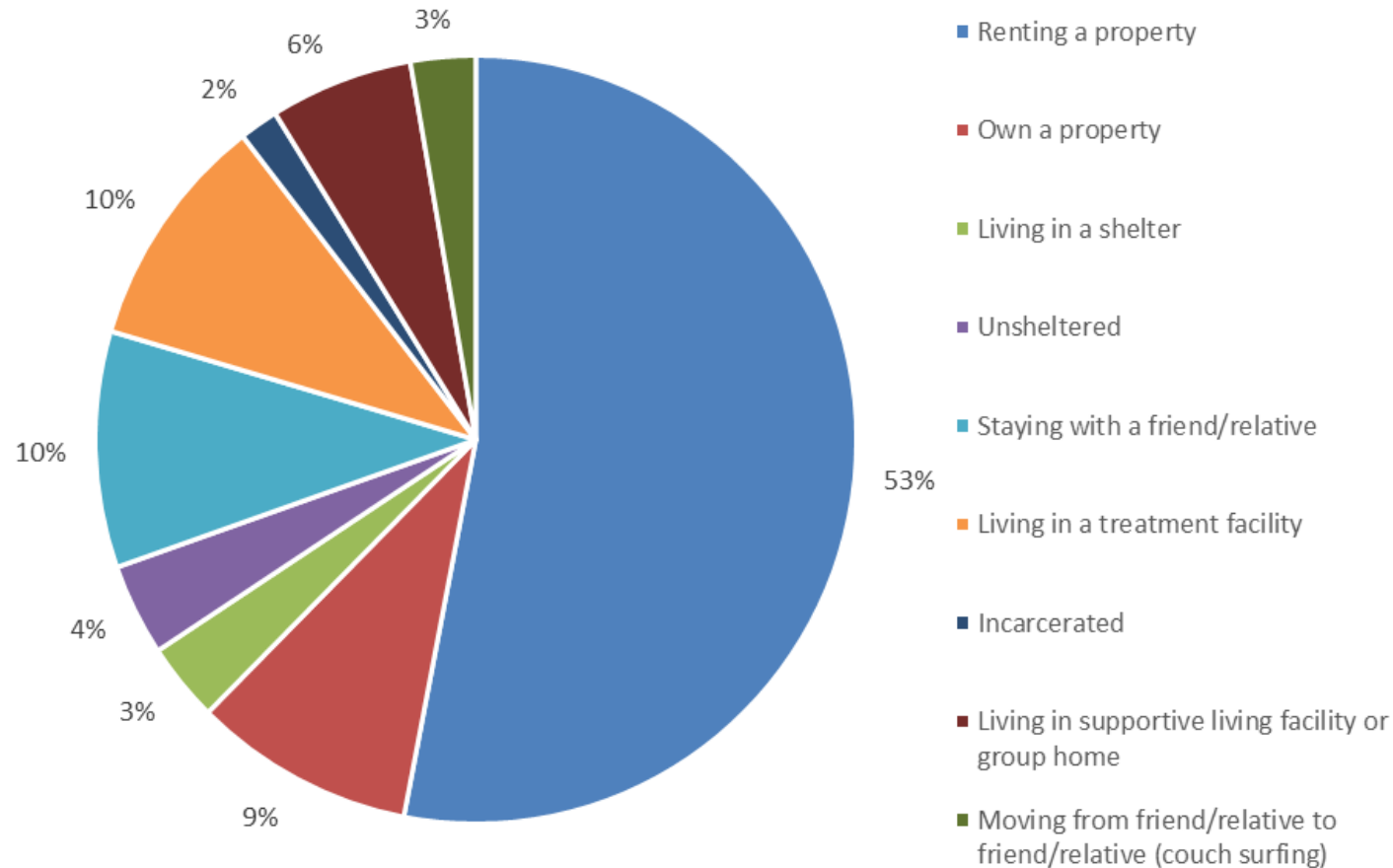
# Common Themes



# Housing – PLWHA



Current Housing Status (n=181)



- 20% reported unstable housing, down from 26% in 2021
- 47% reported lack of housing impacting their decision to stop HIV medication in the future (n=159)
- Top 3 common reasons for being unable to obtain and retain housing:
  1. Cost: 47%
  2. Insufficient monthly income: 45%
  3. Lack of available housing: 29%

# Housing *(continued)*



- Help paying rent was the #1 unmet need across health, basic needs, and support services (n=239-252)
- When asked “what matters most to you right now?”, the most common response was housing (n=96)
- Homelessness/unstable housing was named as the most common reason for respondents being off HIV medication for more than 6 months (n=35)
- When asked what changes they would recommend to HIV services, several respondents mentioned housing, including *“more and better low housing opportunities”* (n=51)

*“Getting off the street and being able to take care of myself [matters most]”*

*“Affordability of housing is a huge concern. Hoping to be accepted into HOPWA.”*

*“Housing is the most important issue right now.”*

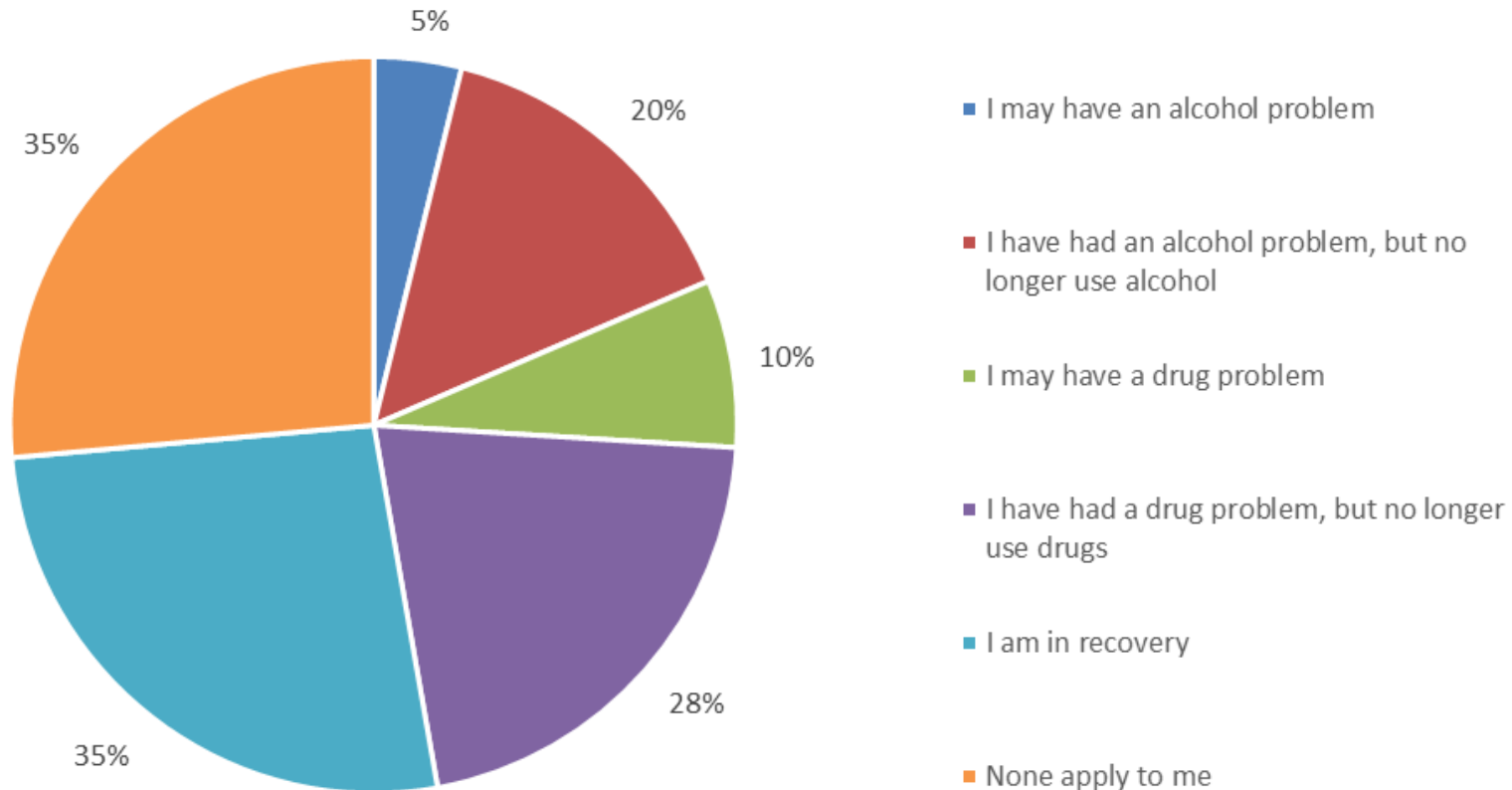
*“Housing is a big problem due to its cost.”*

*“I feel very depressed with lack of housing...”*

*[Translated from Spanish]*

# Substance Use & Sobriety – PLWHA

Current and Past Substance Use (n=174)



- 15% reported current issues with alcohol or drugs.
- 48% reported past issues.
- One in three respondents (35%) reported being in recovery.
- 12% PLWHA reported having injected illicit and non-prescribed drugs in the past 12 months.
  - Crystal meth was reported most frequently (41%), followed by heroin (18%).

# Substance Use & Sobriety *(continued)*

- Substance use was listed as the second most common reason for respondents being off HIV medication for more than 6 months (n=35)
- Substance use was listed by several respondents as a reason that would impact their decision to stop taking HIV medication in the future (n=84)
- When asked “what matters most to you right now” many respondents stated sobriety (n=96)

*“When I was using drugs I didn’t bother with to take my meds.”*

*“I should meet more sober people and develop friendships.”*

*“I was a heavy drug user so I was never adhering to my medication”*

*“Becoming drug free permanently [matters most]”*

*“was using drugs so didn't think [supportive services] was important enough to try to get”*

*“completing SUD program [matters most]”*

# Social Support



- When asked “what matters most to you right now”, many respondents listed personal relationships (romantic love, friendship, family, support groups, etc.) (n=96)
- When asked what recommendations they had for HIV services, respondents shared ideas like social gatherings, support groups, online support, and town meetings (n=51)
- When asked what social support needs are not being met, respondents shared wanting better support groups and social connections, including those that encourage sobriety (n=10)

*“My family and my friends that [are] like family [matter most]”*

*“Stigma against trans and intersex people (especially the pervasive view of trans men as not really men, even in the gay and trans communities) has impaired forming new support networks.”*

*“NO family to provide support”*

*“I am the support for several, including my elderly mother, but do not feel I have any support myself.”*

# English vs Spanish Differences

- Spanish survey respondents ranked food and medical specialty services in their top 5 most important services
- Spanish speaking respondents were more likely to mention mental/emotional health and mental health services, including:
  - When recommending changes to HIV services
  - When describing what matters most right now
- 10% of Spanish respondents say that they had trouble accessing services because they needed someone who spoke their language

Ranking of Most Important Services				
Category	Spanish n=64		English n=159	
Dental	#1	47%	#1	54%
HIV/AIDS Medications	#2	44%	#2	47%
Food (home delivered meals, food bank, food pantry)	#3	38%	#10	18%
Medical specialist other than HIV specialist	#4	33%	#8	25%
HIV Primary Care	#5	30%	#3	47%
Help to pay rent	#5	30%	#5	30%

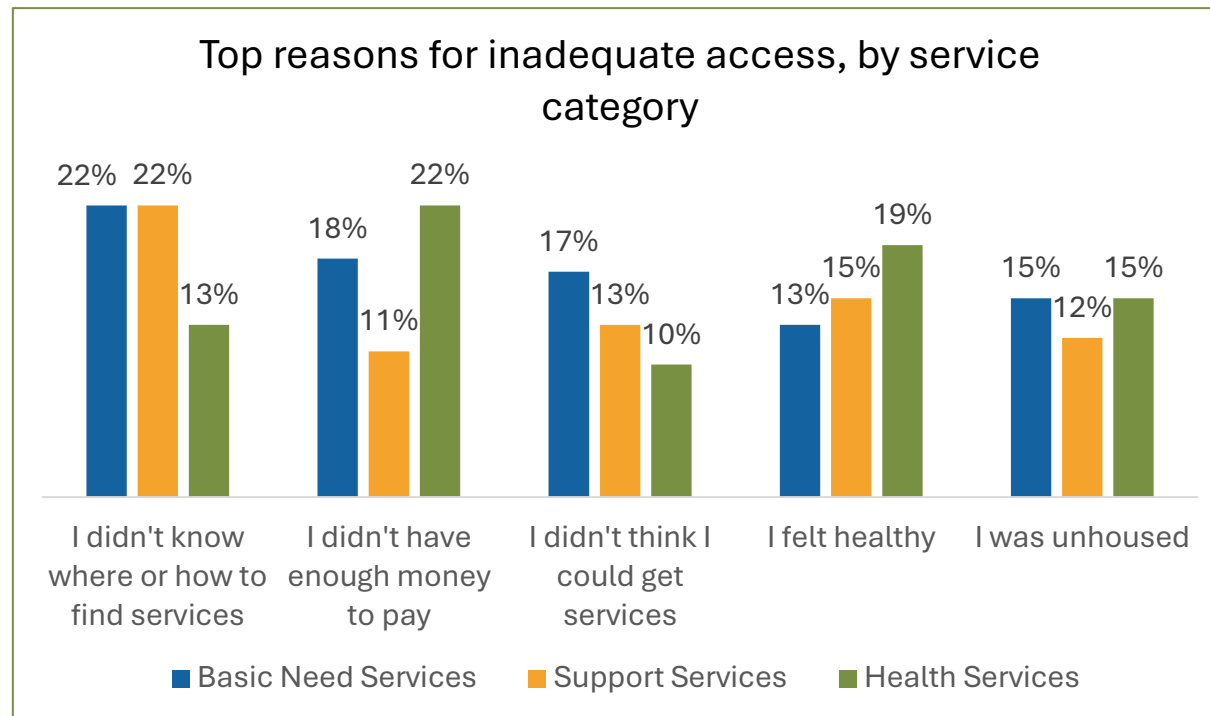
Note: Percentages reflect the total share of question respondents who selected each need as one of the top five most important

# Trouble Accessing Services



*If you responded “I received this service, but it was hard to access” or “I needed this service, but couldn’t get it” for any of the [HEALTH, BASIC NEEDS, SUPPORT] SERVICES listed above, why did you have trouble accessing this/these service(s)?*

Health (n=174), Basic Needs (n=150), Support (n=142)



*“Keep in mind a lot of people refuse help when transgender is involved --passive discrimination of never replying to [texts], [calls], emails and not following through when I go in person”*

Support Services

*“I tried but no one called me back”*

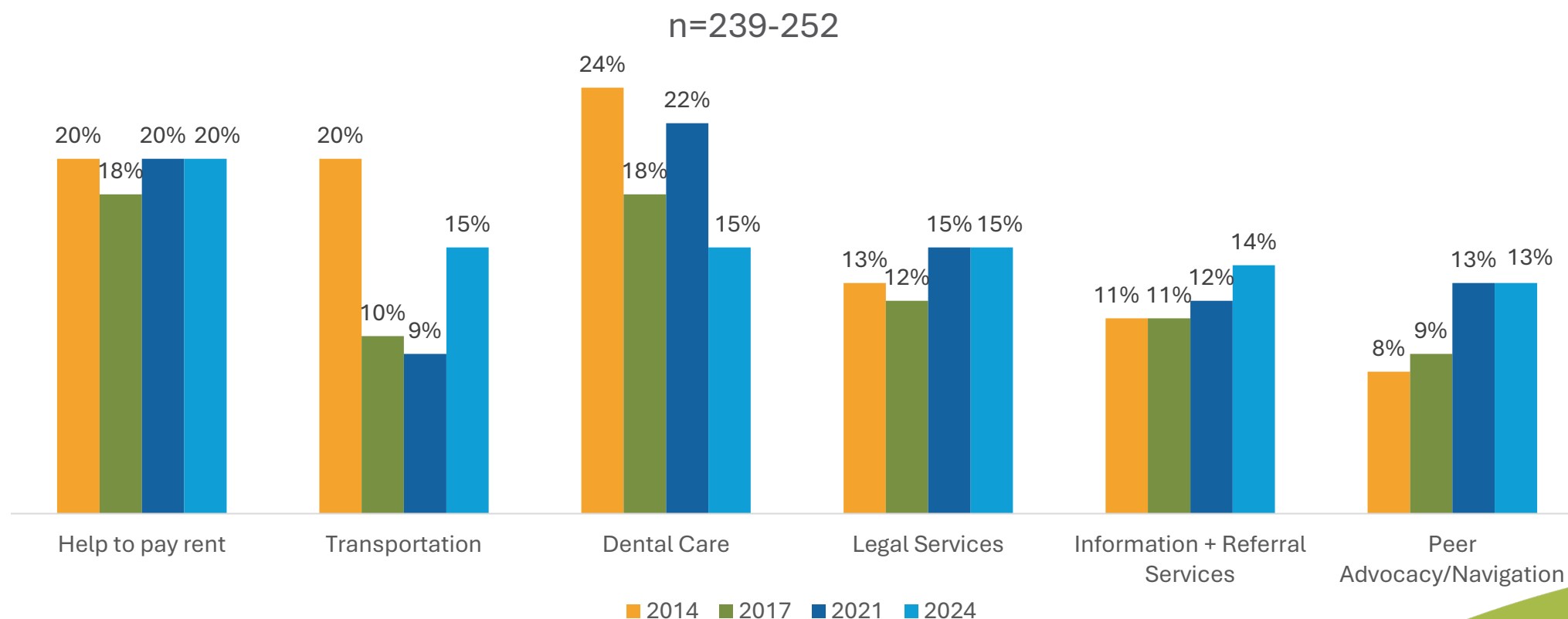
Basic Needs Services

*“...It has been VERY DIFFICULT to find a psychologist that understands my language and that understands the situation of HIV.”*

Health Services [Translated from Spanish]

# Top Unmet Needs – All Respondents

Top services that respondents indicated they “need but can’t get”, across health, basic needs, and support service categories

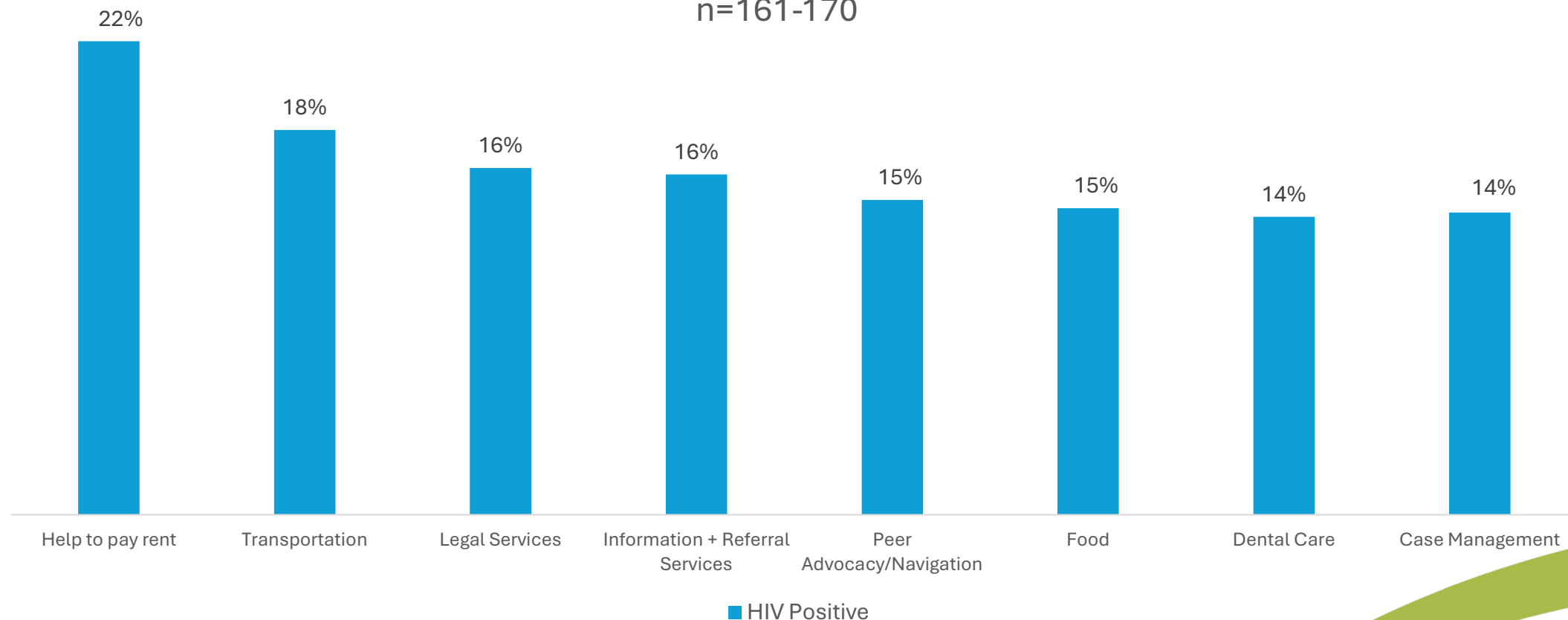


# Top Unmet Needs – PLWHA



Top services that respondents indicated they “need but can’t get”, across health, basic needs, and support service categories

n=161-170

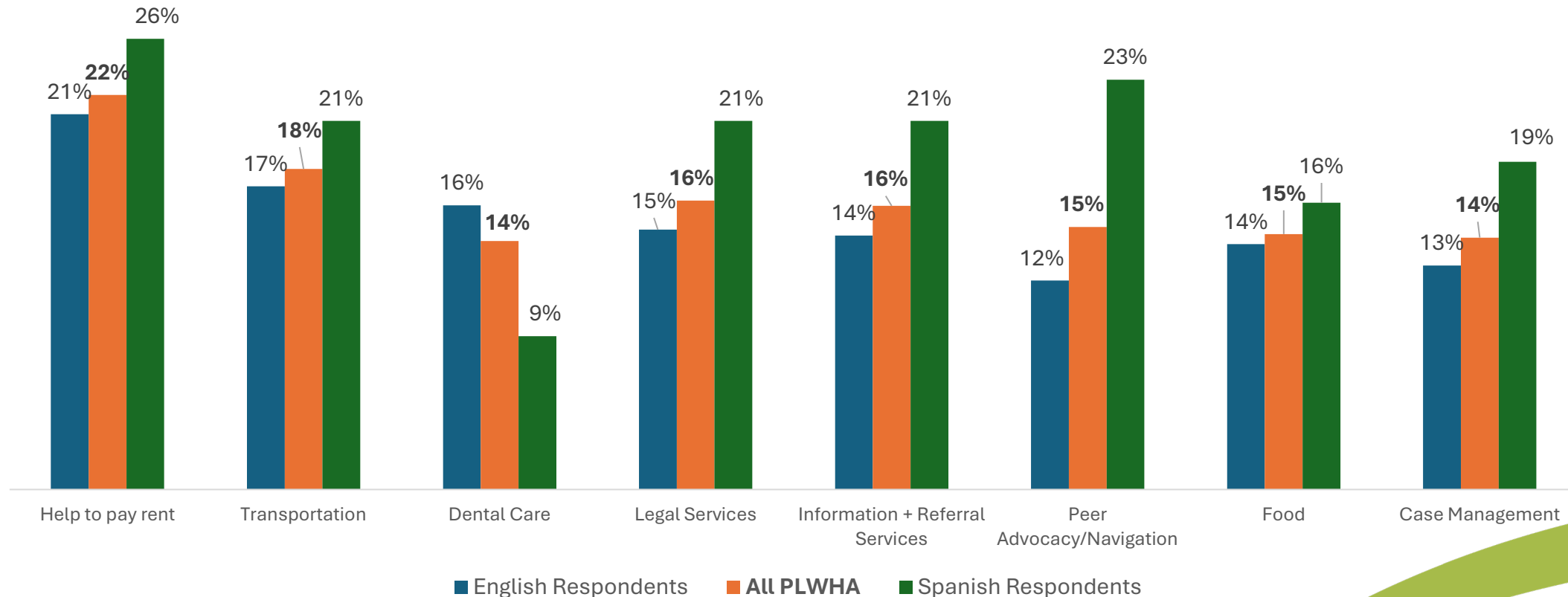


# Top Unmet Needs – PLWHA



Top services that respondents indicated they “need but can’t get”, across health, basic needs, and support service categories

n=161-170



# 10-Year Trend: Top 5 Most Important Services



*From the list below, which of the services are most important to you today? Only select TOP 5 and rank them from 1 (most important) to 5 by checking the corresponding box.*

n=223 (159 English, 64 Spanish)

2024	2021	2017	2014
#1. Dental Care	#1. HIV/AIDS medication	#1. HIV/AIDS medication	#1. HIV/AIDS medication
#2. HIV/AIDS medication	#2. HIV primary care	#2. HIV primary care	#2. HIV primary care
#3. HIV primary care	#3. Dental care	#3. Dental care	#3. Dental care
#4. Counseling/therapy	#4. Medical specialist other than HIV	#4. Case management	#4. Case management
#5. Help to pay rent	#5. Case management	#5. Medical specialist other than HIV	#5. Transportation

# Recommended Changes to HIV Services

## Services for Adults 50+



*What changes, if any, would you recommend related to HIV services? What would help make it easier for you to use the different services that are available?*

n=51 (42 English, 9 Spanish)

- Most respondents were satisfied with services or did not have suggestions
- Recommendations included:
  - Better access/provider responsiveness (more appointments, reduced wait times, better scheduling, more responsive in answering phone calls, punctuality)
  - More information or knowledge about existing services, with specific reference to a centralized website for HIV services
  - Housing
  - Transportation support, including gas cards
  - Inclusivity – for older adults, but open to all people, including trans/intersex individuals

*“More access, someone answering the phone”*

*"There are services that I didn't know there was. Maybe a webpage with everything is available"*

*“More social gatherings, more info and services available”*

# What Matters Most

## Services for Adults 50+



*What matters most to you right now?*  
n=96 (72 English, 24 Spanish)

*“Getting off the street and being able to take care of myself.”*

*“Housing currently in unstable housing and there is no affordable housing available.”*

*“My mental health as well as my physical health.”*

*“Better support group meetings, more advocacy programs for those living with HIV and need support, resources, better access.”*

[SANDIEGOCOUNTY.GOV/HHSA](http://SANDIEGOCOUNTY.GOV/HHSA)

### Top themes:

- Housing (32% of respondents)
- Staying healthy
- Finances/employment
- Mental health
- Medical care
- Community and close relationships
- Sobriety
- Fulfillment (happiness, purpose, living life)

*“Making lifestyle changes that will promote long-term health as I age”*

*“My health, my emotional state, having access to my medications, housing, transportation and gas cards”*  
[Translated from Spanish]

*“Becoming drug free permanently.”*

*“Learn more about this issue and be able to have more knowledge to be safe”*  
[Translated from Spanish]