



EXCLUSION, DEBARMENT, & MEDI-CAL SANCTION CHECKS

Helpful Hints for HHSA Providers

County of San Diego – Health and Human Services

Business Assurance and Compliance

March 2025

EDM Checks- Helpful Hints



Disclaimer

This slide deck is intended as a resource to provide helpful hints and answer common questions related to performing Exclusion, Debarment, and Medi-Cal Sanction (EDM) checks. The Business Assurance and Compliance Office also provides a separate slide deck on EDM requirements and an EDM visual assistance guide for HHSA providers. This slide deck is not intended to be a comprehensive set of requirements nor legal advice. For a formal description of your contractual requirements, review your contract language.

EDM Checks- Helpful Hints



Why do we review the lists?


- EDM checks are required for State and federally funded programs
- EDM checks may provide more information than a standard criminal background check, since criminal convictions can be expunged or diverted
- EDM checks better ensure the safety of HHSA clients, communities and resources
- HHSA's policy is to perform EDM checks on all HHSA workforce members, regardless of how the workforce member's position is funded
- We run the checks monthly because the lists are updated monthly



EDM Checks- Requirements



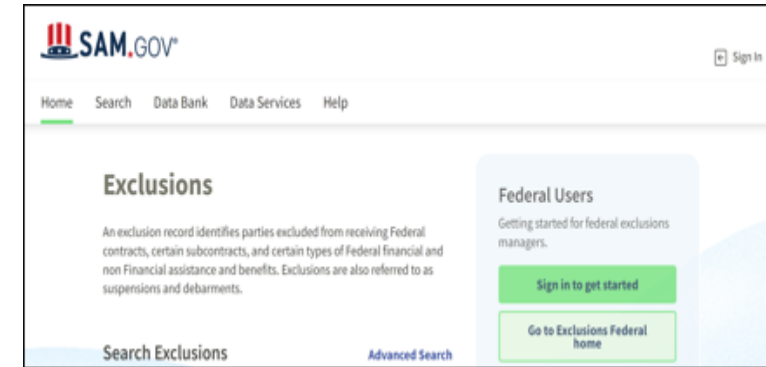
EDM Checks Involve Review of 3 lists. Links can be found [here](#)



“Medi-Cal Suspended and Ineligible List” maintained by California’s Department of Health Care Services – list of those who cannot receive Medi-Cal funds (a.k.a. Medi-Cal list)



“List of Excluded Individuals” maintained by the federal Health and Human Services, Office of Inspector General – list of those ineligible to work in federally funded health care programs (a.k.a. OIG or LEIE list)



“Debarment List” by the General Services Administration, System of Award Management – list of those prohibited from receiving federal contract, procurement, or non-procurement funds (a.k.a. SAM/EPLS list)

EDM Checks- Helpful Hints



Who is on these lists?

Individuals with fraud
and/or felony convictions

Individuals with other
serious convictions such as
those related to health care,
obstruction, drug use,
terrorism, trafficking, or
unlawful employment

Individuals whose licenses
have been revoked or
suspended

Entities which have
breached a government
contract

Entities which are controlled
by an individual who is on
the list

EDM Checks- Helpful Hints



Different ways to complete checks:

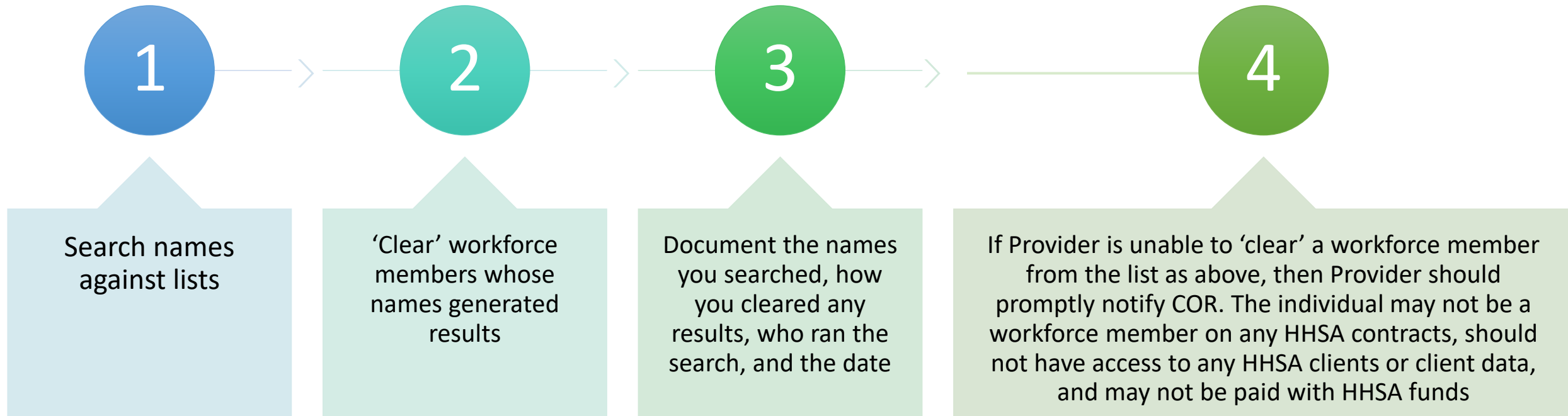
- Many providers choose to run the checks themselves, manually.
- Providers may choose to purchase software to assist in running the checks. This typically means the provider feeds staff information into a software solution, the software runs the information against all three databases, and Provider clears results.
- Providers may choose to hire a third party to perform this process for them, so that a third-party does both, runs the names and clears results.



EDM Checks- Helpful Hints



How to run the checks- step by step:

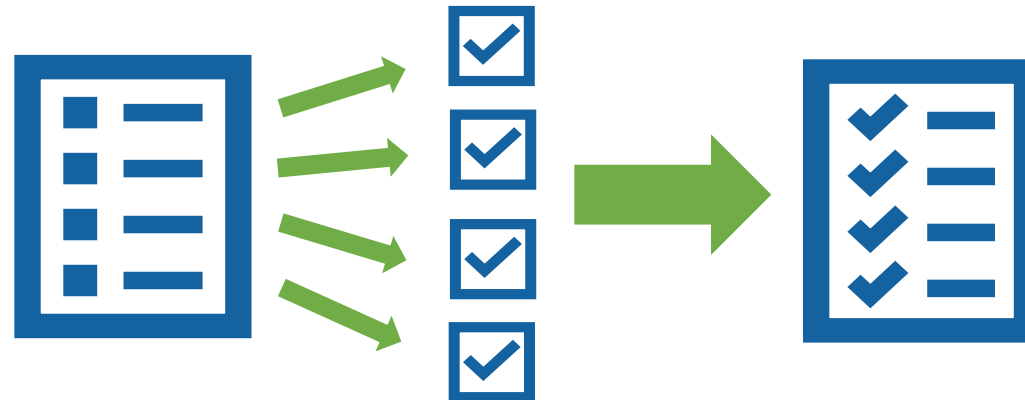


EDM Checks- Helpful Hints



More on 'clearing' results:

- Most workforce members searched will yield no results.
- 'Clear' those workforce members whose names are on the list by documenting the results are related to another individual with the same or similar name.
 - Example: Provider staff "Mary Smith" is on SAM list. Provider performs due diligence to evidence that the 'Mary Smith' on the SAM list is not their Mary Smith, but someone else with the same name.
 - If Mary Smith appears on all three lists, Provider performs due diligence as above on all three lists.
 - If Mary Smith shows up on the SAM list four times, Provider performs due diligence as above on all four listings.



EDM Checks- Helpful Hints



How to search:

Because the databases include only the name known to the government at the time the individual was put on the list, any former names (e.g., maiden name, previous married name, etc.) should be searched in addition to the individual's current name

An individual with a hyphenated name should be checked under each of the last names in the hyphenated name (e.g., Jane Smith-Jones should be checked under Jane Smith and Jane Jones, in addition to Jane Smith-Jones)

Maintain documentation of each name search performed to verify results of potential name matches. (e.g., document all three searches for Jane Smith-Jones as above)

While only active exclusions automatically prevent a workforce member from working on an HHSA contract, inactive exclusions should be reviewed on a case-by-case basis by the Provider

EDM Checks- Helpful Hints



Searching the OIG Database:

- The OIG provides three search options:
 - Search one individual at a time on their Online Searchable Database.
 - Search up to 5 individuals at a time by selecting 'Search for Multiple Individuals' on their Online Searchable Database.
 - Download their Downloadable Database into a spreadsheet or database program. This will enable you to use a program like MS Excel to crosscheck all of the names against the names in the database simultaneously.
- Verify a potential match by entering the SSN for an individual. If searching the downloadable database, you must re-enter the individual on the Online Searchable Database (SSNs are not included with Downloadable Database due to privacy rules).
- If a search result does not contain a DOB, UPIN, NPI, EIN, or SSN, contact the OIG Exclusions Branch.

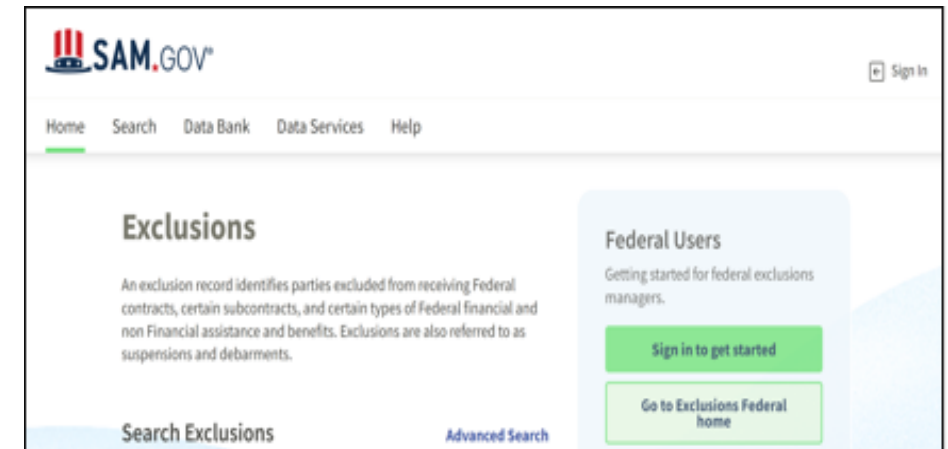


EDM Checks- Helpful Hints



Searching the SAM Database:

- Search one name at a time using the default search feature.
- Select 'Advance Search' on the right and search up to 6 names at once and/or to structure your search with multiple categories.
- The SSN/TIN Search within the 'Advanced Search' feature is useful for distinguishing between two individuals with the same or similar names.
- To verify a potential match or obtain additional information, contact the point of contact (POC) linked to the Excluding Agency name within the record or find the POC on the Agency Exclusion POC page within SAM Help under Exclusions Information.




EDM Checks- Helpful Hints



Searching the Medi-Cal Sanction Database:

- The State provides a downloadable Excel file for agencies to manually search for sanctioned individuals.
- Don't rely on the alphabetical sort of the document to locate names. Instead, use 'Ctrl-F' to search the entire document. The spreadsheet has other known names and aliases listed separately (they are not alphabetized).
- On the far right of the spreadsheet, the column 'Active Period' clarifies whether the sanction is active.



EDM Checks- Helpful Hints



More questions? Ask us!



Website:

www.cosdcompliance.org



Phone Number:

(619) 237-8571



Mailbox:

PrivacyOfficer.HHSA@sdcounty.ca.gov

Compliance.HHSA@sdcounty.ca.gov