



EXCLUSION, DEBARMENT, & MEDI-CAL SANCTION CHECKS

Visual Assistance Guide for HHS Providers

County of San Diego – Health and Human Services Agency

Business Assurance and Compliance

April 2026

Disclaimer



This slide deck is intended as a resource to provide a helpful visual aid related to performing Exclusion, Debarment, and Medi-Cal Sanction (EDM) checks. HHSA's Business Assurance and Compliance Office also provides a separate slide deck on EDM requirements for HHSA providers, and another slide deck on EDM check helpful hints. These slide decks are not intended to be a comprehensive set of requirements nor legal advice. For a formal description of your contractual requirements, review your contract language.

Additional Resources



More information regarding EDM checks:

[Exclusion, Debarment, & Medi-Cal Sanction Checks Requirements for HHS Providers](#)

[Exclusion, Debarment, & Medi-Cal Sanction Checks Helpful Hints for HHS Providers](#)

[Exclusion, Debarment, & Medi-Cal Sanction Checks FAQ](#)

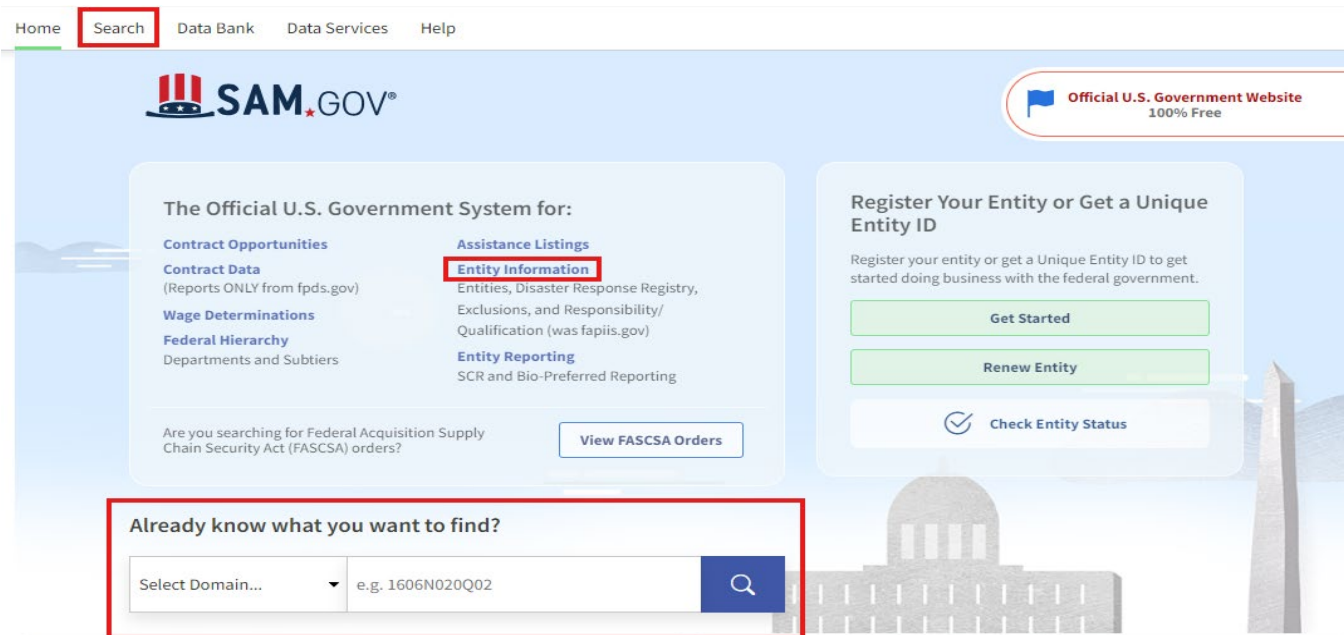
Links to the lists used for EDM checks can be found here:

[Provider Resources](#)

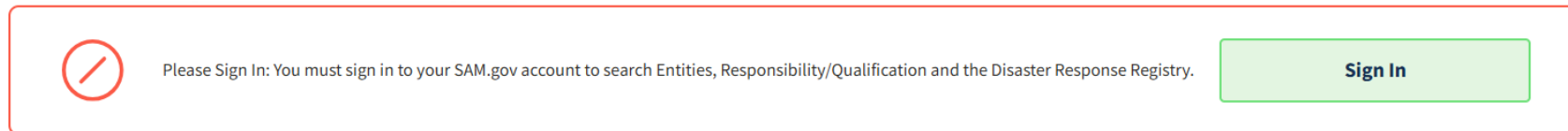
General Services Administration (SAM.gov)



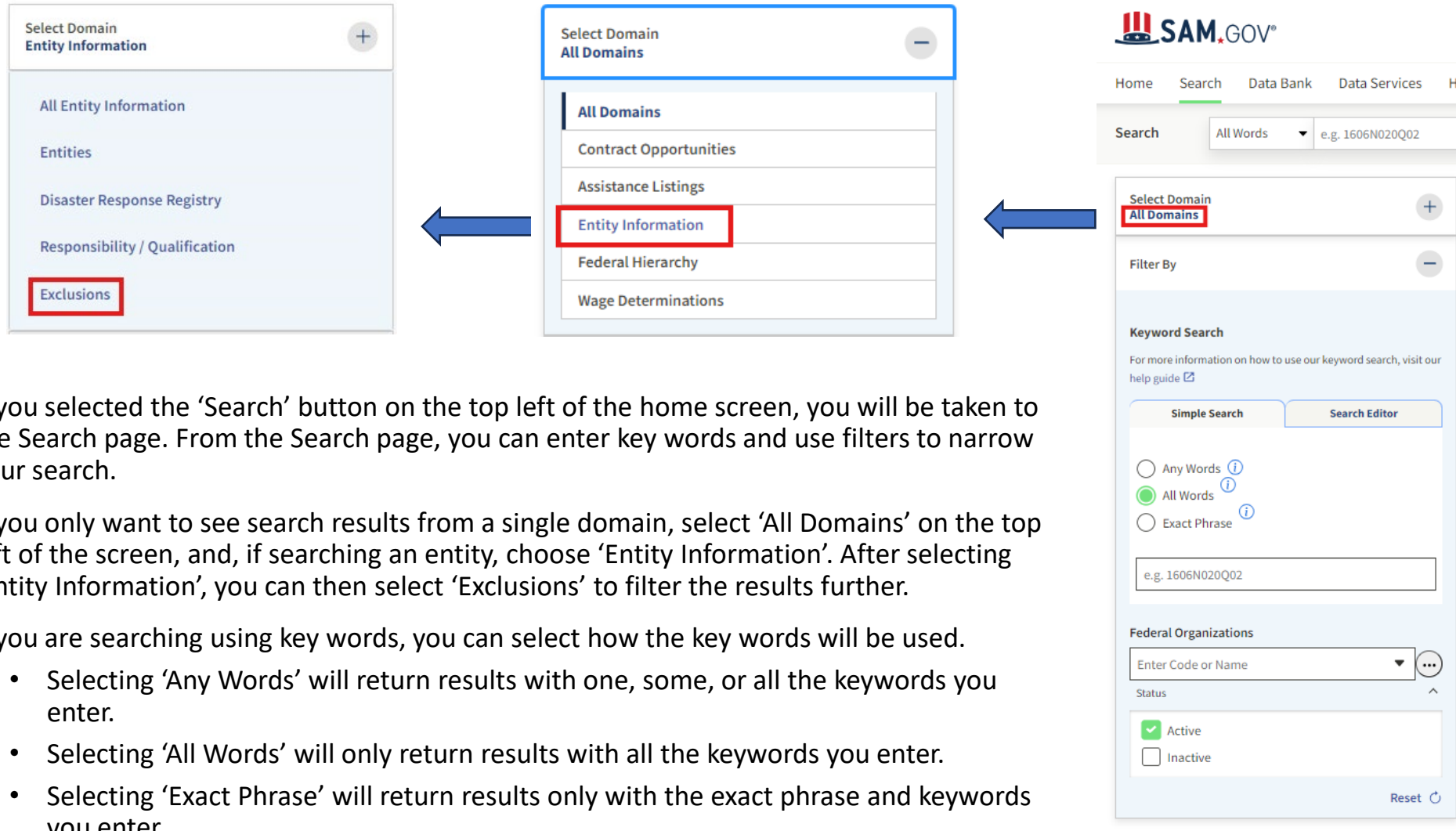
- To begin your search, you can:
 - Select 'Search' on the top left menu of the home screen.
 - Select the 'Entity Information' domain in the middle of the screen if you are searching an entity.
 - Select the 'Already know what you want to find' search bar at the bottom of the screen.
- You are required to sign into your account to search/view exclusions.



Link: [Home | SAM.gov](#)



General Services Administration (SAM.gov)

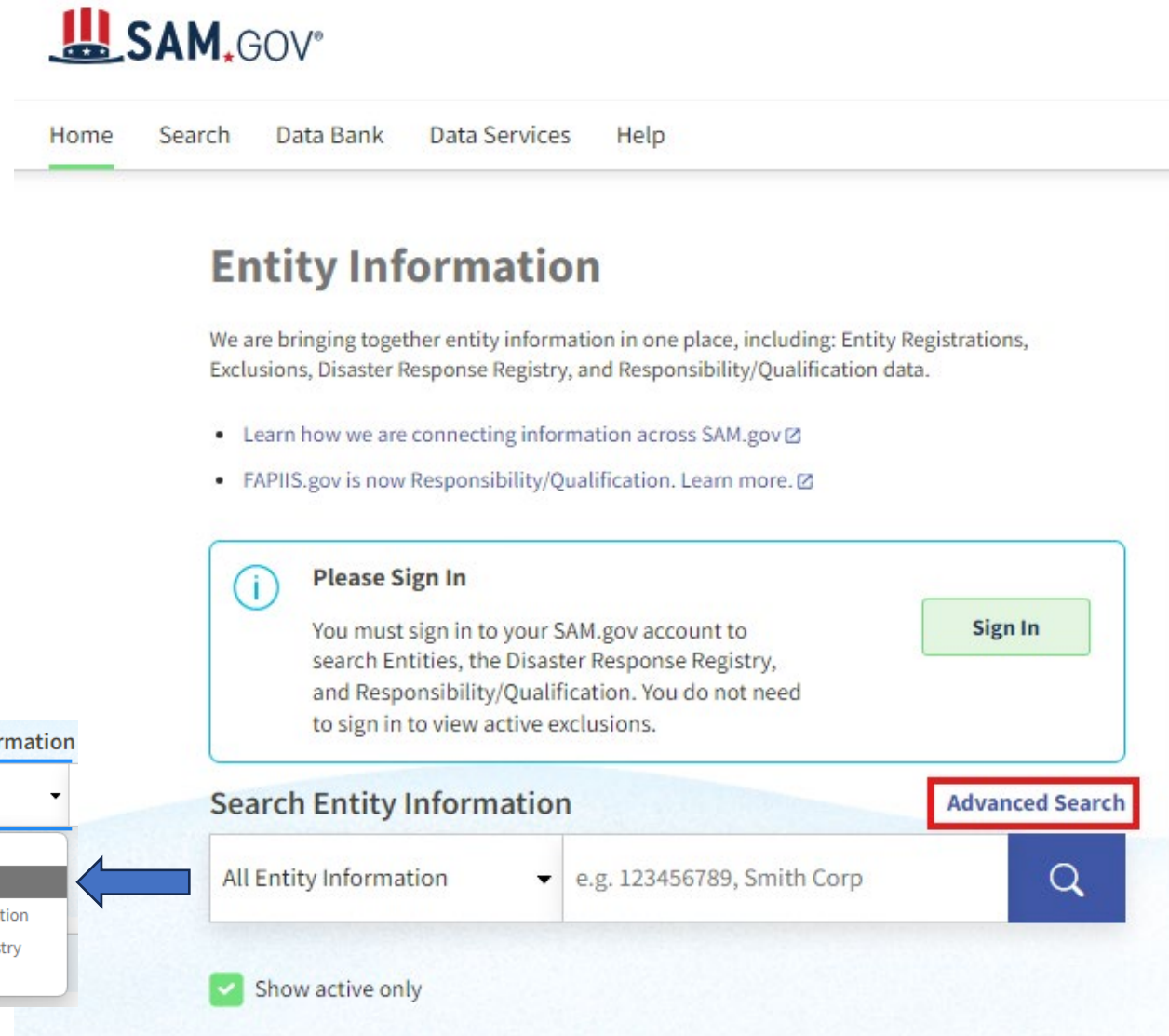
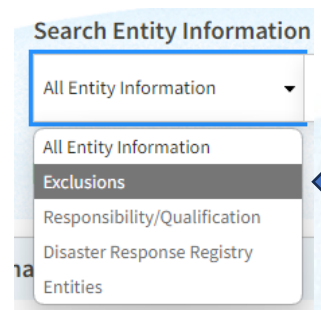


- If you selected the 'Search' button on the top left of the home screen, you will be taken to the Search page. From the Search page, you can enter key words and use filters to narrow your search.
- If you only want to see search results from a single domain, select 'All Domains' on the top left of the screen, and, if searching an entity, choose 'Entity Information'. After selecting 'Entity Information', you can then select 'Exclusions' to filter the results further.
- If you are searching using key words, you can select how the key words will be used.
 - Selecting 'Any Words' will return results with one, some, or all the keywords you enter.
 - Selecting 'All Words' will only return results with all the keywords you enter.
 - Selecting 'Exact Phrase' will return results only with the exact phrase and keywords you enter.

General Services Administration (SAM.gov)




- If you selected the 'Entity Information' domain from the middle of the home screen, you will be taken to the Entity Information page.
- From here, you can search by entering the name of the entity in the search bar. After clicking the magnifying glass in the search bar, your search results will then display in the search screen, and you can adjust the keywords / filters as needed.
- When searching from this page, the search results will only contain entity information.
- Clicking 'Advanced Search' above the search bar will take you directly to the search screen with the 'Entity Information' domain preselected. From there, you can also adjust the keywords / filters as needed.
- You can also check 'Show active only' to further filter your search results.
- You can also select the 'Exclusions' tab under 'All Entity Information' in the search bar to further filter your search results.



General Services Administration (SAM.gov)



- Once you are ready to begin your search, enter the individual's / entity's name in the search box.
- If there are **no search results**, you will receive a 'No matches found message'.
- If searching for an individual, confirm that you have searched all possible variations of the individual's name (hyphenated names, maiden names, previous married name, etc.).
- If you have searched all possible variations of the individual's name and no results are found, the individual / entity is not on the exclusion list.



No matches found

Your search did not return any results for active records.

Would you like to include inactive records in your search results?

[Search inactive](#) [Go back](#)

General Services Administration (SAM.gov)



- If there **are search results**, verification is required to confirm whether the individual / entity is excluded. You can filter the results to show 'Active' status only.
- The individual or entity has a possible active exclusion when the results contain a **green dot** with 'Active' next to the name of the individual / entity. You can also determine whether an individual / entity has a possible active exclusion by checking the 'Termination Date' included in the search results.
- If there are multiple search results, verify all potential matches. To verify a match, click on the name of the individual / entity in the search results.
 - This will take you to the Exclusion Details page.
 - Carefully read the exclusion details to understand why the individual / entity was excluded.
 - Contact the federal agency that created the exclusion record for further information.
- **Inactive exclusions should be reviewed on a case-by-case basis.**

i This page contains the exclusion details for the record matching your search criteria. There may be instances when a Firm or Individual has the same name, or a similar name, as your search criteria but is actually a different party. Read the entire record to understand why this entity was excluded and what effect this exclusion has on your decision.

To verify a potential match or obtain additional information, contact the federal agency that created the exclusion record. Contact information for the designated Agency Point of Contact (POC) is linked to the Excluding Agency name within the record. You can also navigate to the Agency Exclusion POC page within SAM Help under Exclusions Information.

Agency users with an exclusion management role may update an exclusion record to deactivate it. From the Edit Exclusion Record options, select Update, then set the Termination Date on the Exclusion Details page. Once an exclusion is inactive, it cannot be modified.

[Hide Details](#)

The screenshot shows the SAM.gov search interface. At the top, there are navigation links for Home, Search, Data Bank, Data Services, and Help. A search bar contains the text "All Words" and "e.g. 1606N020Q02". Below the search bar, there are several filter sections: "Select Domain" (All Domains), "Filter By", "Keyword Search" (with options for Any Words, All Words, and Exact Phrase), and "Federal Organizations" (with a dropdown menu). A "Status" dropdown menu is highlighted with a red box, showing "Active" selected and "Inactive" as an option. A "Reset" button is visible at the bottom right of the status dropdown.

General Services Administration (SAM.gov)



- Providers have the option to opt out of public search for their registration details.
 - This means even if they are registered in SAM.gov, their entity registration records can not be seen from a public search.
- The County cannot require Providers to opt in to public search.
- The Suspended and Ineligible Provider list is public.
 - This means even if the individual / entity has chosen to opt out of public search for their registration details on SAM.gov, and is therefore not visible on SAM.gov, they may still be listed on the Suspended and Ineligible Provider list.
- Thus, in addition to searching SAM.gov, you should also be searching the [Suspended and Ineligible Provider List](#)

Office of Inspector General (OIG)



- You can either search for single or multiple individuals / entities.
- If searching for an individual, enter both their first and last name for the best results.
- Click 'Search'.

REPORT FRAUD

Home • FAQs • FOIA • Contact • HEAT • Download Reader • YouTube

U.S. Department of Health & Human Services

Office of Inspector General
U.S. Department of Health & Human Services

Report #, Topic, Keyword.. Search

Advanced

About OIG | Reports & Publications | Fraud | Compliance | Exclusions | Newsroom | Careers

Home > Exclusions

Search the Exclusions Database

Search For An Individual

Search For Multiple Individuals | Search For A Single Entity | Search For Multiple Entities

Last Name (and/or) First Name

Smith Jane

Search Clear

Related Content

- LEIE Downloadable Databases
- Monthly Supplement Archive
- Waivers
- Quick Tips
- Background Information
- Applying for Reinstatement

Link:

[Search the Exclusions Database | Office of Inspector General](#)

Office of Inspector General (OIG)



- If there are no search results, confirm that you have searched all possible variations of the individual's name (hyphenated names, maiden names, previous married name, etc.).
- If you have searched all possible variations of the name and no results are found, the individual / entity is not on the exclusion list.

The image shows two screenshots of the "Exclusions Database" search interface. The top screenshot shows the search form with "Last Name" set to "Doe" and "(and/or) First Name" set to "Jane". The "Search" button is highlighted with a mouse cursor. The bottom screenshot shows the search results page for "Doe, Jane", which displays "No Results were found for" in a red-bordered box. Below this, a message states: "If no results are found, this individual or entity (if it is an entity search) is not currently excluded. Print this Web page for your documentation." A "Search Again" link is also visible. At the bottom of the page, it says "Search conducted 3/6/2018 1:13:15 PM EST on OIG LEIE Exclusions database. Source data updated on 3/6/2018 7:54:00 AM EST."

All images on the slide are from 'How to Perform Exclusion List Screenings' Guide created by EPIC Management Compliance (2018)

Office of Inspector General (OIG)



- If there are search results, verification is required to confirm whether the individual / entity is excluded.
- If there are multiple results, verify each potential match.
- To verify with the individual's SSN or the entity's EIN, click 'Verify'.

REPORT FRAUD

U.S. Department of Health & Human Services

Office of Inspector General
U.S. Department of Health & Human Services

Report #, Topic, Keyword... Search

About OIG Reports & Publications Fraud Compliance Exclusions Newsroom Careers

Home > Exclusions

Exclusions Search Results: Individuals

Results were found for

> Smith, Jane

If the name of the individual or entity appears below, click on the underlined last name or entity name to Verify the record. If the name does not appear in the search results below, print this Web page for your documentation.

Print Search Results

Last Name	First Name	Middle Name	General	Specialty	Exclusion	Waiver	SSN/EIN
<u>SMITH</u>	JANE	A	IND- LIC HC SERV PROV	NURSE/NURSES AIDE	1128(b)(4)		<u>Verify</u>
<u>SMITH</u>	JANELLE	MARIE	NURSING PROFESSION	NURSE/NURSES AIDE	1128(a)(2)		<u>Verify</u>
<u>SMITH</u>	JANET	F	NURSING PROFESSION	NURSE/NURSES AIDE	1128(b)(4)		<u>Verify</u>
<u>SMITH</u>	JANET	A	NURSING PROFESSION	NURSE/NURSES AIDE	1128(b)(4)		<u>Verify</u>

Search conducted 3/6/2018 1:07:01 PM EST on OIG LEIE Exclusions database.
Source data updated on 3/6/2018 7:54:00 AM EST.

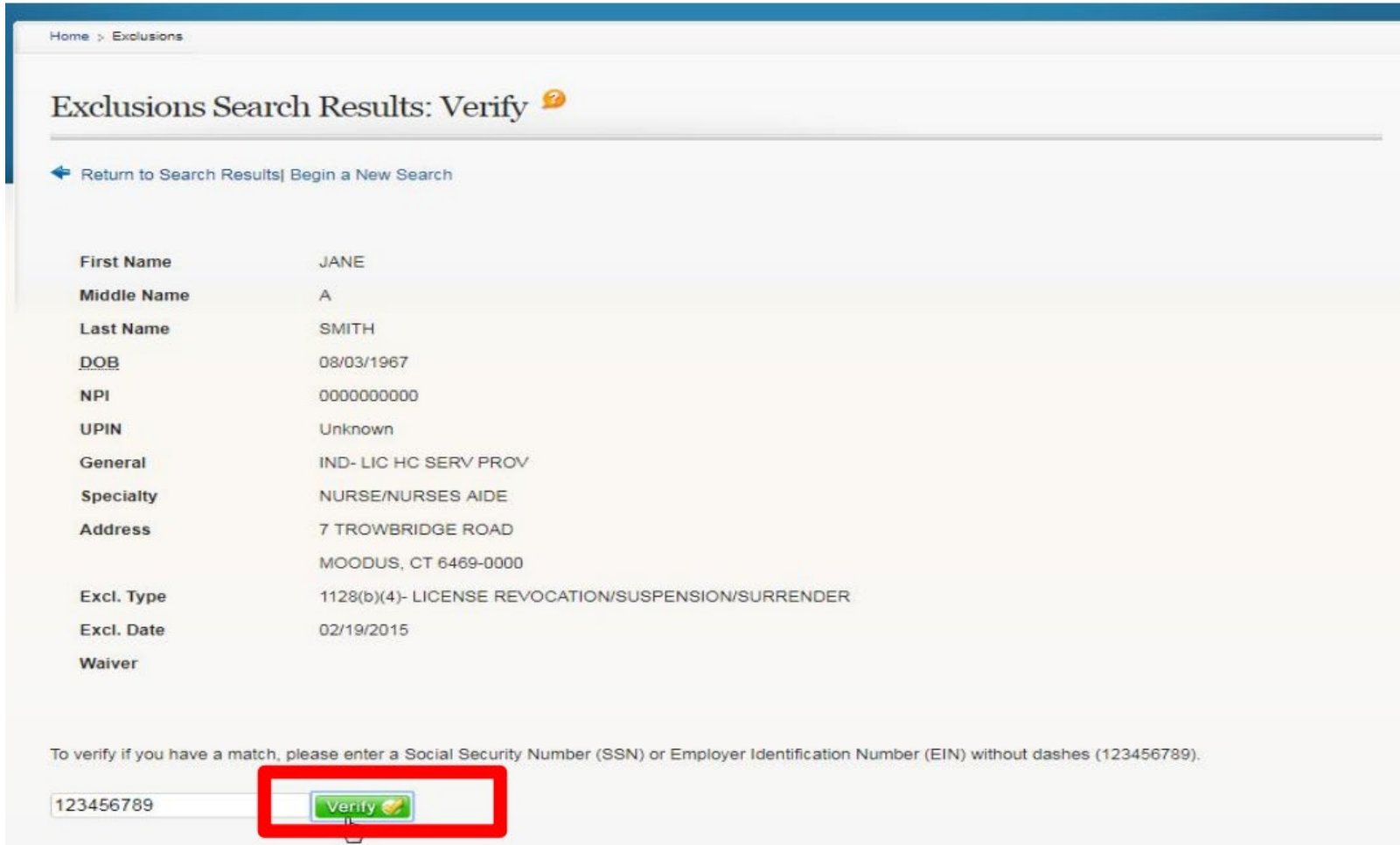
Return to Search

All images on the slide are from 'How to Perform Exclusion List Screenings' Guide created by EPIC Management Compliance (2018)

Office of Inspector General (OIG)



- Then, enter the SSN/EIN in the search box and click 'Verify'.



Home > Exclusions

Exclusions Search Results: Verify

[Return to Search Results](#) | [Begin a New Search](#)

First Name	JANE
Middle Name	A
Last Name	SMITH
DOB	08/03/1967
NPI	0000000000
UPIN	Unknown
General	IND- LIC HC SERV PROV
Specialty	NURSE/NURSES AIDE
Address	7 TROWBRIDGE ROAD MOODUS, CT 6469-0000
Excl. Type	1128(b)(4)- LICENSE REVOCATION/SUSPENSION/SURRENDER
Excl. Date	02/19/2015
Waiver	

To verify if you have a match, please enter a Social Security Number (SSN) or Employer Identification Number (EIN) without dashes (123456789).

123456789

Office of Inspector General (OIG)



- If the SSN/EIN do not match the individual / entity, you will receive a red 'X' and the message 'Name and SSN DO NOT MATCH' as the result.
- Repeat this process with all other search results by clicking 'Return to Search Results'.
- If the name and SSN do match, you will receive a green check mark as the result, meaning the individual / entity is on the exclusion list. **An inactive exclusion should be reviewed on a case-by-case basis.**

Home > Exclusions

Exclusions Search Results: Verify

[Return to Search Results](#) [Begin a New Search](#)

First Name	JANE
Middle Name	A
Last Name	SMITH
DOB	08/03/1967
NPI	0000000000
UPIN	Unknown
General	IND- LIC HC SERV PROV
Specialty	NURSE/NURSES AIDE
Address	7 TROWBRIDGE ROAD MODUS, CT 6469-0000
Excl. Type	1128(b)(4)- LICENSE REVOCATION/SUSPENSION/SURRENDER
Excl. Date	02/19/2015
Waiver	

Verification conducted 3/6/2018 1:10:38 PM EST on OIG LEIE Exclusions database.
Source data updated on 3/6/2018 7:54:00 AM EST.

To verify if you have a Social Security Number (SSN) or Employer Identification Number (EIN) without dashes (123456789).

123456789 [Verify](#)

NO MATCH

Name and SSN DO NOT MATCH

You can print this page for documentation purposes.

Helpful Hints



- If you have a question about a current or past sanction, you can reach out to the agency that authorized the sanction.
- Depending on the type of sanction, or HHSA's relationship with the potential provider, you can also reach out to the entity to get more information.
 - If the entity has a past sanction, you can ask for more information about the sanction, and if they received documentation that the issue was closed with the regulatory body that issued the sanction.

Helpful Hints



- Your organization may elect to contract out the EDM check responsibilities to an outside business that performs the checks on your organization's behalf for a fee.
 - Please note, neither the County nor HHSA recommend a provider or require the use of a third-party vendor for this activity.



Questions



More questions? Ask us!



Website:

www.cosdcompliance.org



Phone Number:

(619) 237-8571



Mailbox:

PrivacyOfficer.HHSA@sdcounty.ca.gov

Compliance.HHSA@sdcounty.ca.gov