EMERGENCY POWER FACILITY ASSESSMENT TOOL (EPFAT)

San Diego County Unified Disaster Council
19 February 2015

Anne Hutton
Chief, Emergency Management
Los Angeles District

Contact Info:
anne.c.hutton@usace.army.mil
213-452-3444 (W)
213-309-4822 (C)

US Army Corps of Engineers
BUILDING STRONG®

TEMPORARY EMERGENCY POWER MISSION OVERVIEW

https://www.youtube.com/watch?v=vHCe7_4Nw5Y

EMERGENCY POWER FACILITY ASSESSMENT TOOL TUTORIAL

https://www.youtube.com/watch?v=kq2CaSSRYV8

Emergency Power Mission

- Haul, Install, Fuel, Operate, Maintain, Service, Repair Temporary Diesel Generators at Critical Public Facilities
- Complete Turn-Key Operation
- Assessing (determining) requirement of critical facilities

Typical Power Process

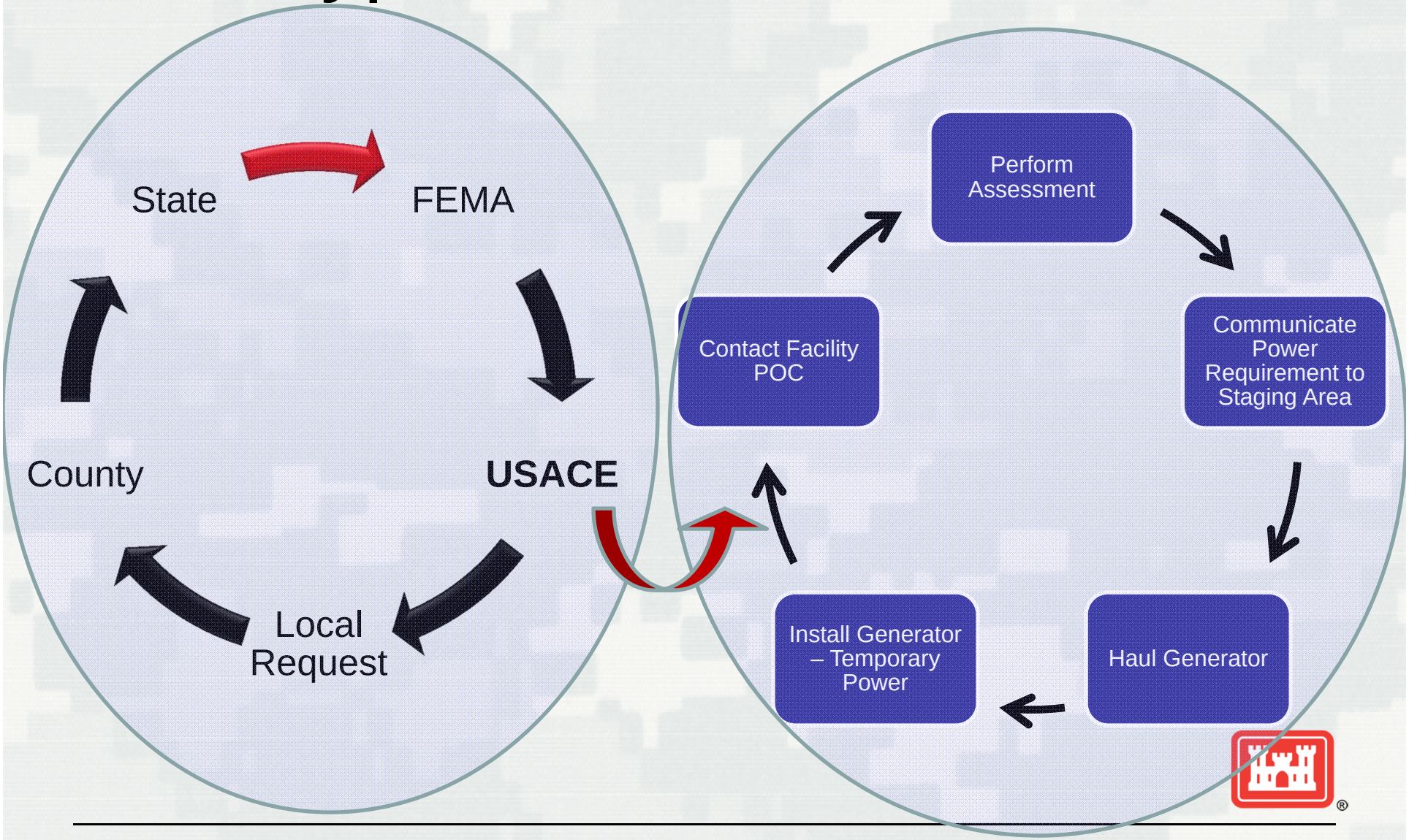

Typical Assess/Install Milestone Events & Timeline Estimates

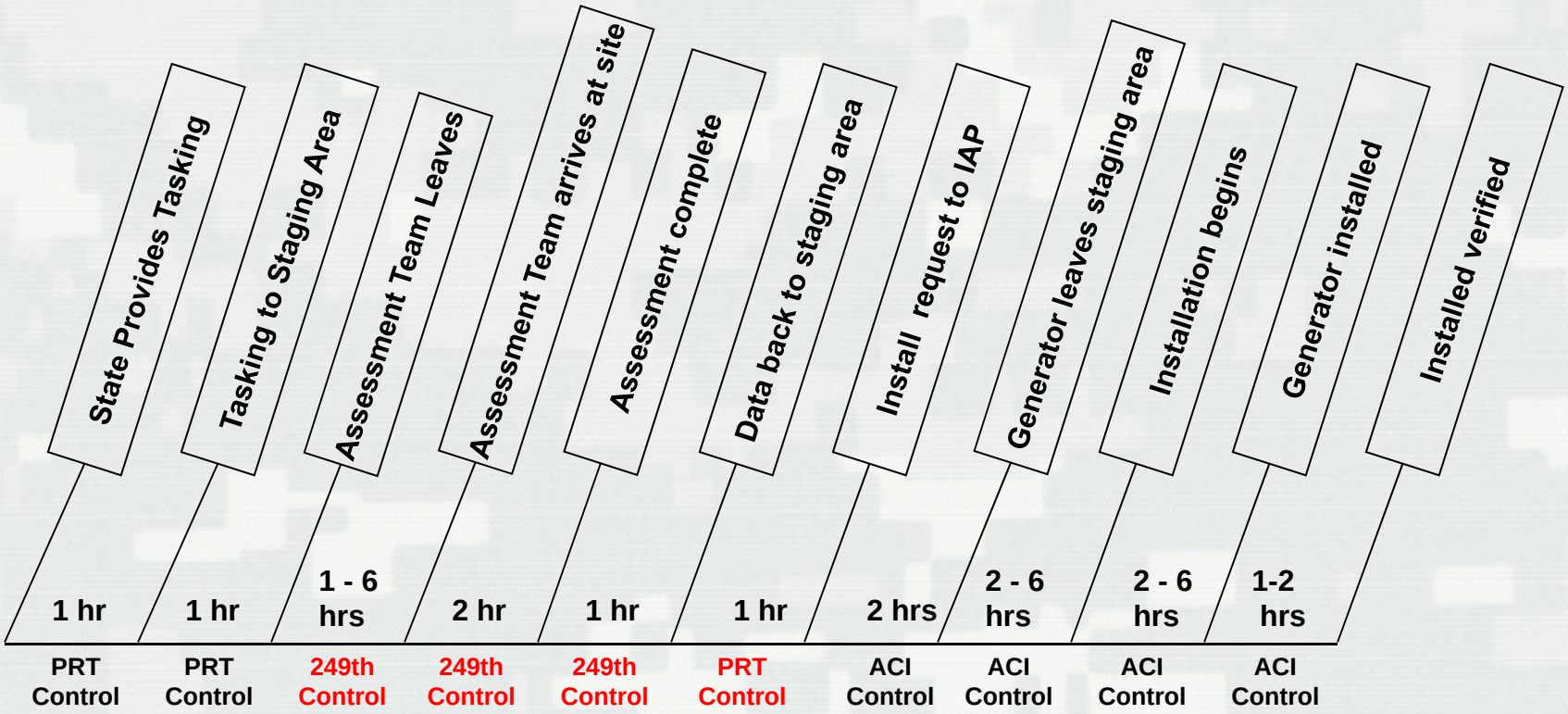

Expedited Power Process (Data in EPFAT)

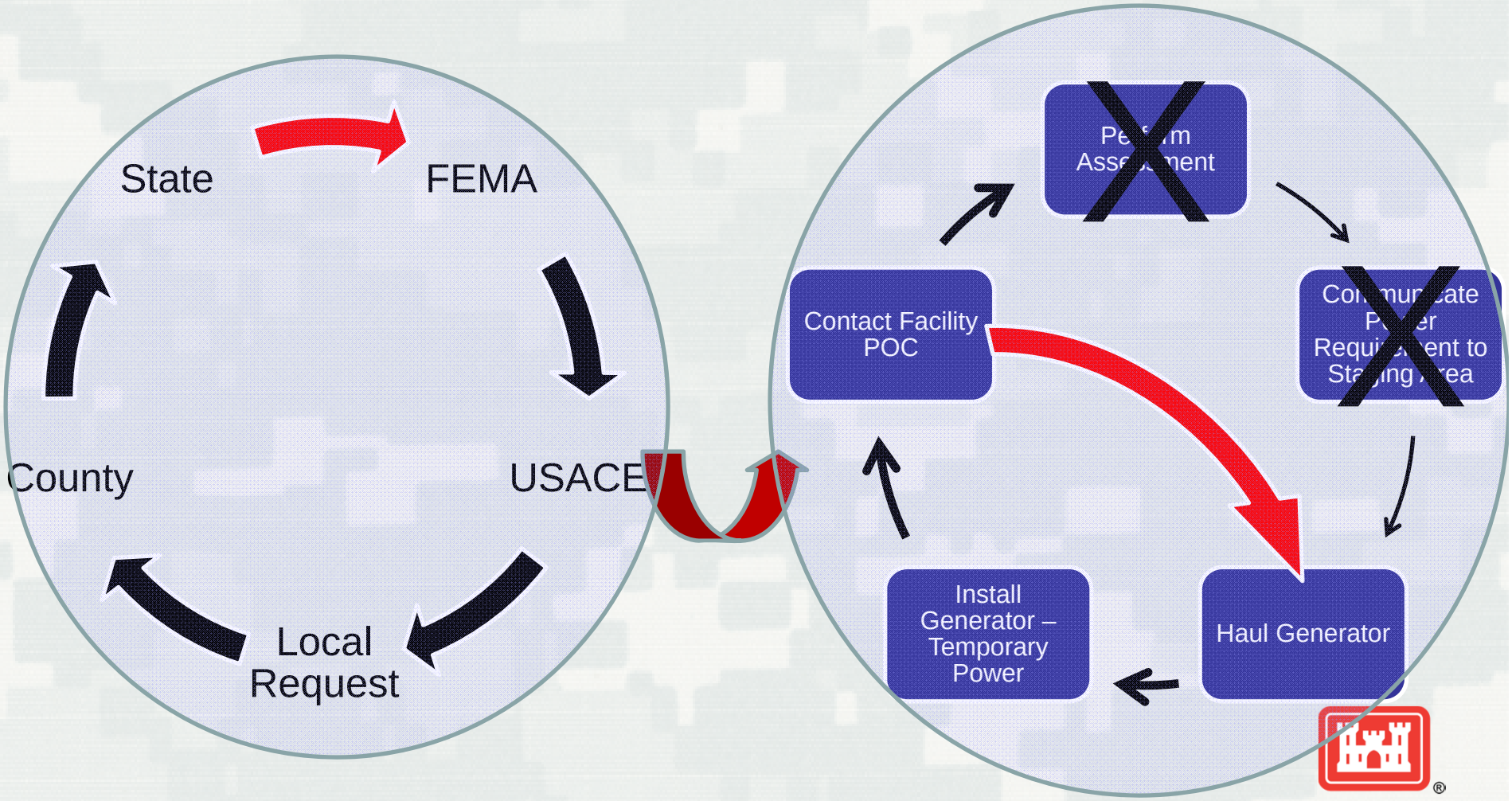

EPFAT - Homepage

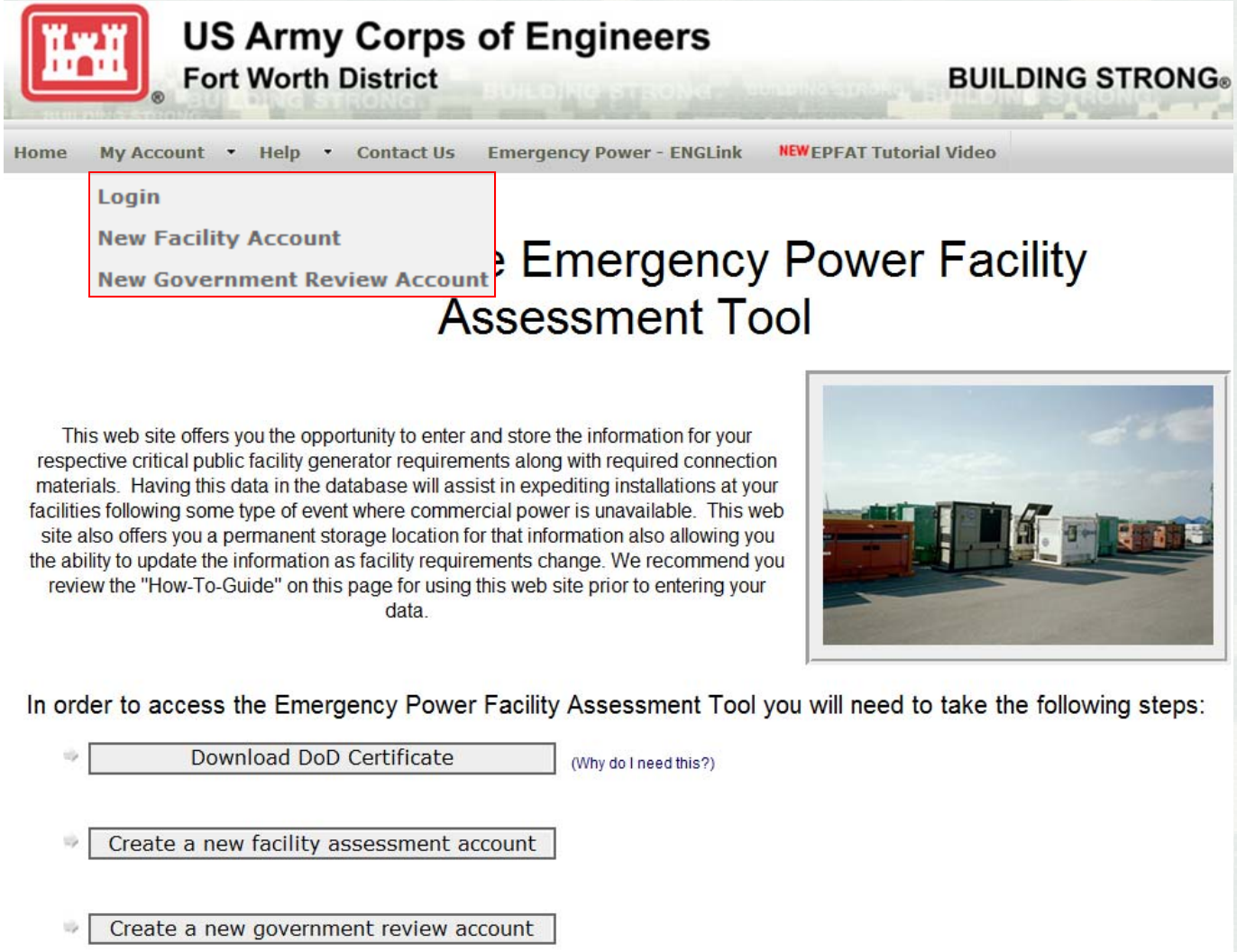

- Website hosted on “Public” site to allow access
- Specific Facility POC User ID and Password required
- Once ID/PW entered, User automatically taken to an “https” website
- Facility data entry & revisions are complete by designated facility POC user <u>ONLY</u>
- Separate “Report Only” User ID/PWs can be issued to:
  - Local EMs
  - State EMs
  - USACE
  - FEMA
- ALL Data Secured by USACE

EPFAT LOGIN

http://epfat.swf.usace.army.mil/Welcome.aspx

US Army Corps of Engineers
Fort Worth District

BUILDING STRONG®

Home | My Account | Help | Contact Us | Emergency Power - ENGLink | NEW EPFAT Tutorial Video

FAQ
How-To-Guide

Welcome to the Emergency Power Facility Assessment Tool

This web site offers you the opportunity to enter and store the information for your respective critical public facility generator requirements along with required connection materials. Having this data in the database will assist in expediting installations at your facilities following some type of event where commercial power is unavailable. This web site also offers you a permanent storage location for that information also allowing you the ability to update the information as facility requirements change. We recommend you review the "How-To-Guide" on this page for using this web site prior to entering your data.

EPFAT - User “How-To” Guide
Data Collection First Step

- This guide can be printed prior to filling in the data on-line by Facility Manager and/or Facility Electrician
- Afterwards, this guide can be printed by facility and stored for future reference.

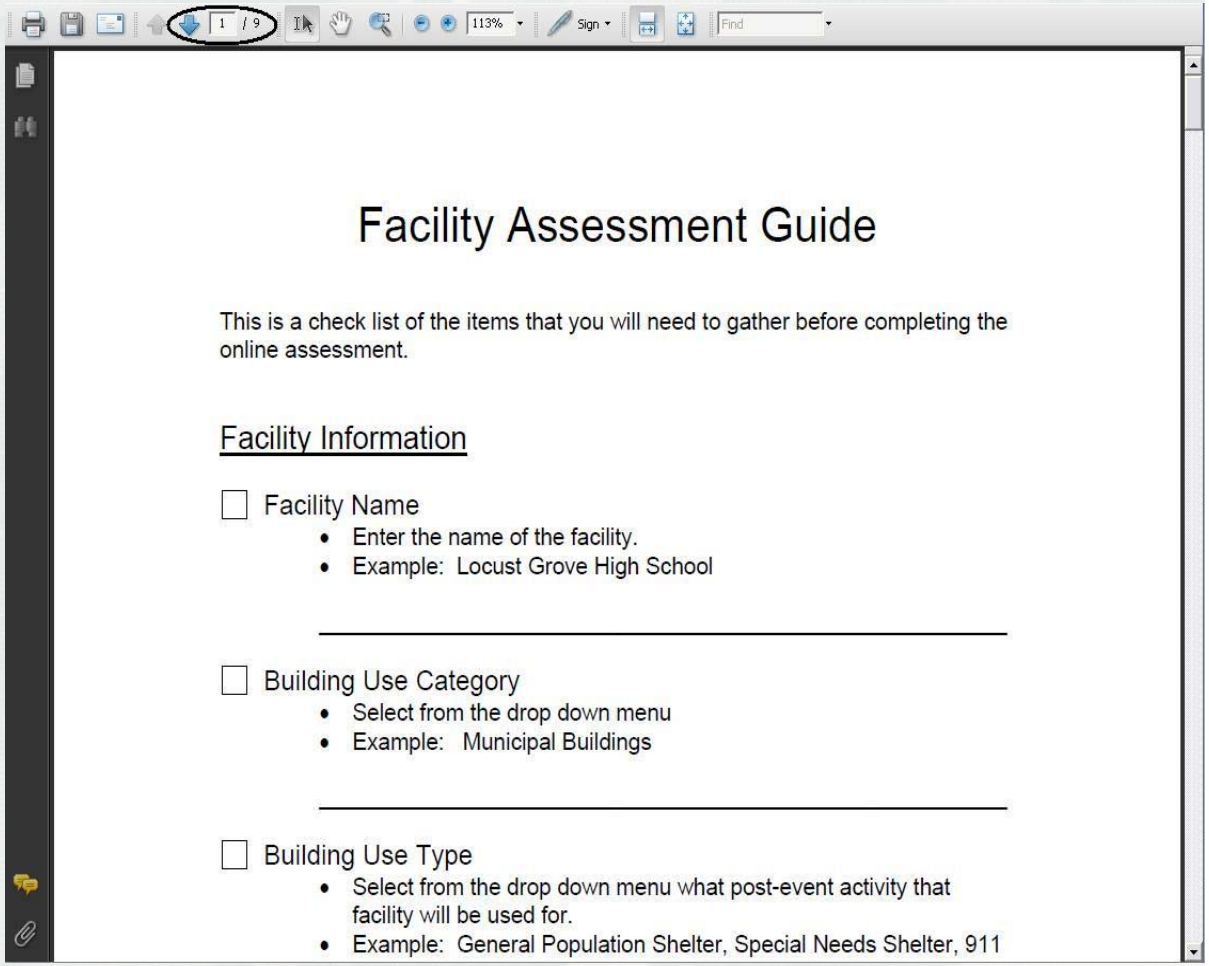

Facility Assessment Guide

This is a check list of the items that you will need to gather before completing the online assessment.

Facility Information

☐ Facility Name
- Enter the name of the facility.
- Example: Locust Grove High School

☐ Building Use Category
- Select from the drop down menu
- Example: Municipal Buildings

☐ Building Use Type
- Select from the drop down menu what post-event activity that facility will be used for.
- Example: General Population Shelter, Special Needs Shelter, 911

EPFAT - Facility Data
Facility Categories

- 12 Categories are used to classify all types of facilities
- Category chosen based upon function of facility during crisis events
- Under each Category, selected are then listed facility "Types"
- Reports can be created based upon these data

CATEGORIES:	
01. ANIMALS AND PETS:	Animal Hospital, Animal Shelter, Pet Shelters, Zoos, Animal Parks,
02. COMMUNICATIONS:	Radio Towers, Cell Towers, Communication Centers, 911 Call Centers, TV Stations, Radio Stations, Ham Radio Operations, 311 Services, 211 Services, 411 Services
03. EMS FACILITIES:	Police, Fire, Correctional Facilities, Sheriff, EM Responder, Ambulance, Jails, State Police Headquarters, State Police Sub-Stations, National Guard Armory (State), Command Post
04. MEDICAL FACILITIES:	Hospitals, Nursing Homes, Clinics, Morgue, 1st Care, Assisted Living Centers, Human Research Centers, Biological & Radiological Centers, Heart Centers
05. MUNICIPAL BUILDINGS:	Libraries, Cemeteries, Schools, County Facilities, Courthouse, Post Office, Municipal Buildings, Town Hall, Bus Shop, Auditoriums, Sports Centers, Civic Centers, Airports
06. PARKS AND RECREATION:	Park Areas, RV Campgrounds, Boat Launches, Marina's, Mobile Home Parks, Tent Campgrounds, Semi-Permanent Trailer Parks, Gardens, Ball Fields
07. PUBLIC WORKS:	Maintenance, Lift Stations, Water Supply, Water Treatment, Water Distribution, Waste Water, Sewage Treatment, Pump Stations, Water Towers, Drainage Districts, Wells, Roads, Electric
08. SHELTERS:	Shelters, Soup Kitchens, Churches, Mobile Kitchen, Mobile Temporary Showers, Emergency Worker Feeding Station, Mobile Temporary Laundry
09. LOCAL BUSINESSES:	Fuel Vendor, Property Owners Association, Home Depot, Lowe's, Hardware Stores, Stop and Go Shops, Ice Vendors, Water Vendors
10. STATE GOVERNMENT	State COOP Sites, State Governance Buildings, State Government Agencies, State Staging Areas, State Level of Overall Response & Recovery
11. DOD & FEDERAL AGENCIES	DOD Response, US Coast Guard, Federal Buildings, Federal Government, FEMA Mobile Disaster, FEMA Staging Areas, FEMA POD Sites, Tractor Trailer Parking, Bed Down Areas
12. ALL OTHER	Catch All for Everything Else That Didn't Fit Anywhere Else

EPFAT - Facility Data Entry
Facility Location Tab

- Physical Address Information
- Key Data Fields
- Lat / Long obtained through web Google map service and/or accurate GPS Unit.
- Printing the “How-to” guide will help make data capture and data entry much easier.
- Map displays the street address entered. User can zoom, move and/or adjust the “pin” to exact facility site location.

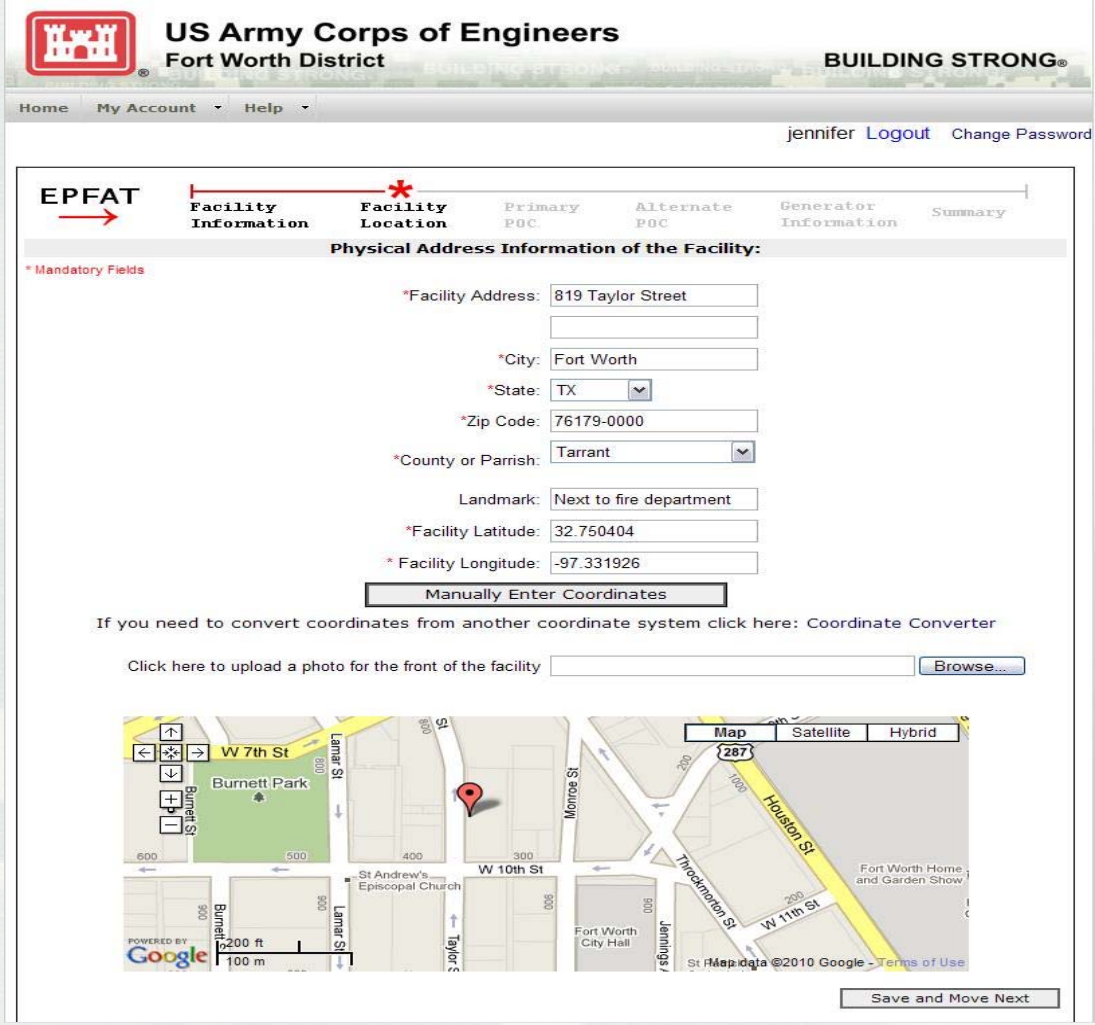

EPFAT - Way Ahead

Future Uses of the Data

- Upload facility data for all locations into ENGLink Emergency Power Module
- Provide geo-referenced location of facilities and generator locations
- Plan for pre-event inventory of potential impacted critical public facilities (mission modeling)
- Planning tool for pre-event staging of potential number of facilities with generator requirements and also various generator sizes (mission modeling)
- Improve overall installation response time
- Improve processes for mobilization / de-mobilization of resources
- Allow greater flexibility in mission execution
- Improve overall Federal/State/Local Response & Recovery related to Emergency Power Mission

Questions ?