

**SAN DIEGO UNIFIED DISASTER COUNCIL
MEETING MINUTES
August 17, 2023**

1. CALL TO ORDER

Jeff Toney called the meeting to order at 9:03 am and roll call was taken.

2. ROLL CALL

MEMBER

CARLSBAD
CHULA VISTA
CORONADO
COUNTY OF SAN DIEGO
ESCONDIDO
IMPERIAL BEACH
NATIONAL CITY
POWAY
SAN DIEGO
SAN MARCOS
SANTEE
SOLANA BEACH
VISTA

Kim Young
Harry Muns
Jayson Summers
Jeff Toney
Jeff Murdock
John French
Brian Kres
Jeff Chumbley
Colin Stowell
Daniel Barron
Justin Matsushita
Joshua Gordon
Gerard Washington

3. CALL FOR PUBLIC INPUT

There was 1 request for public comment.

4. APPROVAL OF MINUTES

ACTION: The minutes of June 15, 2023, were unanimously approved.

No public comments.

5. Memorandum of Agreement-GEM– Shannon Nuzzo, OES

- Slides and supporting documents were presented.
- MOA update was provided.
- GEM training will begin September 12, 2023.
- 2 Million recipients will be rolled over into AlertSD from SDGE. Opt out option will be provided.
- GEM will go live in October, 2023

ACTION: Motion to approve the Memorandum of Agreement was unanimously approved.

No public comments.

6. **Informational Presentations and Standing Reports**

A. **Regional Emergency Care and Sheltering**- Bixie Howe, American Red Cross

- Provided updates on American Red Cross operations, processes and resources.
- Southern California Region is ranked 2nd in Nation for FY23 Readiness Report.
- Total of 420 mass care trained workers and 80 shelter managers.
- Currently have 270 shelters with 41 being high-capacity shelters.

B. **WebEOC Update**- Patty Jordan, OES

- New platform went live on July 6, 2023.
- There are currently 2,000 users, 18 jurisdictions, 241 organizations and 171 power users supported.

C. **CERT/AFN Regional Disaster Training**- Nick Thomlison, OES

- First train the trainer course for City Emergency Managers, CERT and County Departments was held on July 27, 2023. Four more courses are planned in August in preparation for National Preparedness Month in September.

D. **Regional Hazard Mitigation Grant**- Nick Zubel, OES

- Updates were provided to proposed scope of work.
- County of San Diego Office of Emergency Services is funding this plan.

E. **Cal OES Report**- Patrick Buttron, Cal OES

- Hazard Mitigation assistance has been sent out.
- Monitoring fires, Hurricane Hilary, Border Mission, and exercises with the Port of San Diego.
- Sent Cal Fire and Cal OES staff to Maui.

F. **State Homeland Security Grant Program**- Valentine Dama, OES

- FY20 Reimbursement checks have been received. There are still nine open projects that have been extended through 2024.
- FY21 The official three-year window has ended as of May of 2023, open projects will need an extension.
- FY22 We submitted our Bi-Annual Strategy Implementation Report to FEMA. We anticipate receiving our grant letter award from CalOES this fall.
- FY23 SHSGAP application is pending final FEMA review and approval.
- Hosted Annual Homeland Security Grant Program Workshop together with the City of San Diego Office of Emergency Services on July 12, 2023. It was well attended with about 50 representatives from 27 jurisdictions.

No public comments.

7. **Executive Report** – Jeff Toney, OES

- Information presented on Border Mission and legislative updates.

No public comments.

8. **NEXT REGULAR MEETING-** October 19, 2023, from 9:00-11:00 am
SD County OES - 5580 Overland Avenue, Suite 100, San Diego, CA 92123

MEETING ADJOURNED – 10:23 AM

UDC BUDGET FY24 SHSP GRANT ALLOCATION FORMULA FY21 SHSP REALLOCATION

UDC GRANTS SUB-COMMITTEE RECOMMENDATIONS

**County of San Diego Office of
Emergency Services**



UDC Budget Proposal

Increase UDC Budget by \$178,500 by increasing County OES, State Homeland Security Grant (SHSP), and Member (18 Cities) shares.

The increase in Member shares of \$59,500, would be split between Jurisdictions using the established formula & cover GEM costs.



FY24-25 Proposed UDC Budget



REVENUES	Current FY 23-24 UDC Budget	Proposed FY 24-25 UDC Budget	Variance	% Increase
City Share	\$ 102,357	\$ 161,857	\$ 59,500	
County Share	\$ 102,357	\$ 161,857	\$ 59,500	
SHSGP Share	\$ 102,357	\$ 161,857	\$ 59,500	
TOTAL REVENUES	\$ 307,071	\$ 485,571	\$ 178,500	58%
EXPENDITURES				
UDC - City Share Expenditures				
Regional Projects and Planning (Dam Plans, Recovery Planning, Risk Communication)	\$ 52,357	\$ 52,357	\$ -	
Genasys Emergency Management - GEM	\$ -	\$ 59,500	\$ 59,500	
Equipment & Supplies for Vehicles/Specialized Regional Resources	\$ 10,000	\$ 10,000	\$ -	
Maintenance of Regional Vehicles	\$ 30,000	\$ 30,000	\$ -	
Regional Training (Mass Notification System, WebEOC, EOC Positions)	\$ 10,000	\$ 10,000	\$ -	
TOTAL CITY SHARE EXPENDITURES	\$ 102,357	\$ 161,857	\$ 59,500	58%
UDC - County Share & SHSGP Share Expenditures				
Regional Projects & Planning (County Share)	\$ 106,214	\$ 106,214	\$ -	
Genasys Emergency Management - GEM (SHSGP)	\$ -	\$ 59,500	\$ 59,500	
Genasys Emergency Management - GEM (County)	\$ -	\$ 59,500	\$ 59,500	
Blackboard Connect	\$ 98,500	\$ -	\$ (98,500)	
Web EOC Professional License & Administrative Costs	\$ -	\$ 98,500	\$ 98,500	
TOTAL COUNTY SHARE & SHSPG SHARE EXPENDITURES	\$ 204,714	\$ 323,714	\$ 119,000	58%
TOTAL EXPENDITURES	\$ 307,071	\$ 485,571	\$ 178,500	58%
NET COST	\$ -	\$ -	\$ -	



County of San Diego Office of Emergency Services Proposed UDC Member Shares for FY 2024-25



Agencies & Program	Assessed Value Secured & Unsecured	% of Total	Population 2023	% of Total	Assessed Value Share	Population Share	Current FY 23/24 Member Shares (a)	Proposed FY 24/25 Member Shares (b)	Total %	Variance (b-a)	Monthly cost of Variance (b-a)/12
Carlsbad	\$ 41,126,718,358	7.28%	114,549	4.15%	\$ 5,892	\$ 3,359	\$ 5,874.32	\$ 9,250.71	5.72%	\$ 3,376.39	\$ 281.37
Chula Vista	36,378,054,812	6.44%	274,784	9.96%	5,211	8,058	\$ 8,402.69	\$ 13,269.02	8.20%	\$ 4,866.33	\$ 405.53
Coronado	11,222,326,872	1.99%	22,150	0.80%	1,608	650	\$ 1,427.51	\$ 2,257.21	1.39%	\$ 829.70	\$ 69.14
Del Mar	4,732,254,464	0.84%	3,903	0.14%	678	114	\$ 499.92	\$ 792.39	0.49%	\$ 292.47	\$ 24.37
El Cajon	11,832,017,255	2.09%	104,619	3.79%	1,695	3,068	\$ 3,020.26	\$ 4,762.80	2.94%	\$ 1,742.54	\$ 145.21
Encinitas	20,657,211,510	3.66%	61,085	2.21%	2,959	1,791	\$ 2,996.73	\$ 4,750.54	2.94%	\$ 1,753.81	\$ 146.15
Escondido	19,737,582,836	3.49%	149,799	5.43%	2,828	4,393	\$ 4,585.15	\$ 7,220.17	4.46%	\$ 2,635.02	\$ 219.58
Imperial Beach	2,912,266,019	0.52%	25,864	0.94%	417	758	\$ 746.83	\$ 1,175.62	0.73%	\$ 428.80	\$ 35.73
La Mesa	9,099,153,972	1.61%	60,418	2.19%	1,304	1,772	\$ 1,931.16	\$ 3,075.18	1.90%	\$ 1,144.03	\$ 95.34
Lemon Grove	2,877,093,640	0.51%	27,420	0.99%	412	804	\$ 758.98	\$ 1,216.21	0.75%	\$ 457.23	\$ 38.10
National City	4,983,632,916	0.88%	60,974	2.21%	714	1,788	\$ 1,600.40	\$ 2,501.90	1.55%	\$ 901.50	\$ 75.12
Oceanside	29,639,261,399	5.25%	171,063	6.20%	4,246	5,016	\$ 5,892.43	\$ 9,262.20	5.72%	\$ 3,369.77	\$ 280.81
Poway	12,878,052,465	2.28%	48,483	1.76%	1,845	1,422	\$ 2,070.20	\$ 3,266.57	2.02%	\$ 1,196.37	\$ 99.70
San Diego	311,888,513,763	55.21%	1,368,395	49.58%	44,681	40,126	\$ 53,583.71	\$ 84,806.50	52.40%	\$ 31,222.79	\$ 2,601.90
San Marcos	15,854,367,967	2.81%	94,530	3.43%	2,271	2,772	\$ 3,176.17	\$ 5,043.20	3.12%	\$ 1,867.03	\$ 155.59
Santee	8,003,740,741	1.42%	59,227	2.15%	1,147	1,737	\$ 1,816.04	\$ 2,883.33	1.78%	\$ 1,067.29	\$ 88.94
Solana Beach	6,231,357,887	1.10%	12,784	0.46%	893	375	\$ 800.22	\$ 1,267.57	0.78%	\$ 467.35	\$ 38.95
Vista	14,857,042,188	2.63%	99,835	3.62%	2,128	2,927	\$ 3,174.28	\$ 5,055.88	3.12%	\$ 1,881.60	\$ 156.80
TOTAL (CPI June to June)	\$ 564,910,649,064	100%	2,759,882	100%	\$ 80,929	\$ 80,929	\$ 102,357.00	\$ 161,857	100%	\$ 59,500.00	
SHSGP Share								\$ 161,857			
County Share								\$ 161,857			
Proposed FY24-25 UDC Budget Total								\$ 485,571			



UDC Grants Subcommittee Recommendation

- To increase Member shares by \$59,500, to be split between Jurisdictions using the established formula.

FY24 SHSP GRANT ALLOCATION FORMULA



FY24 SHSP Grant Allocation Formula

A. Law Enforcement (LE) allocation:

- 30% allocated to Jurisdictions w/Police Departments.

B. Non-LE allocation:

- 5% for OES (M&A costs).
- Other Costs: **UDC Share; HHSA-EMS; 2-1-1 Contract; AlertSanDiego (Zonehaven)**
- City and County Non-LE allocation evenly split.
- City share: Base amount of \$5,000 allocated to each Jurisdiction.
- Remaining City allocated by population.



FY 2024 SHSP Award and Allocation Proposals

	Proposal
11 LE Allocation (30%)	\$963,213
Other Costs (UDC, 211, HHSA, AlertSanDiego)	\$691,857
OES M&A (5%)	\$160,535
18 Cities Non-LE Allocation	\$559,262
7 Fire Protection Districts/Other Non-LE Allocation	\$138,288
County Non-LE Allocation	\$697,551
Total Award Amount	*\$3,210,706

**Estimate from FY 2022 SHSP Award and Allocation Proposals and CoSD OES has yet to receive the SHSP Grant Award letter for SHSP 2023.*

**Amounts rounded to the nearest dollar*

FY2024 SHSP Proposed Allocation

FY 2024 STATE HOMELAND SECURITY PROGRAM (SHSP) GRANT ALLOCATION PROPOSAL

	FY2023 Approved Formula with Award			FY2024 - PROPOSED					
	LE - 30% of FY22 Allocation	Non-LE Allocation	TOTAL	Sworn LE Personnel Figures (2022)	LE - 30% of FY23 Allocation	Non-LE Population (2022)	Non-LE Allocation	TOTAL	% Change from FY2023 to FY2024
2-1-1 SAN DIEGO CONTRACT		100,000	100,000				100,000	100,000	0.00%
AlertSanDiego		350,000	350,000				350,000	350,000	0.00%
COUNTY DEPTS									
UDC SHARE	0	102,357	102,357	-	-	-	161,857	161,857	58.13%
M&A (8%)	0	160,535	160,535	-	-	-	160,535	160,535	0.00%
HHSA-EMS	0	80,000	80,000	-	-	-	80,000	80,000	0.00%
OES	-	727,301	727,301	-	-	-	697,551	697,551	-4.09%
SHERIFF	438,676	-	438,676	2,759	438,676	-	-	438,676	0.00%
TOTAL COUNTY DEPTS	438,676	1,070,193	1,508,869	2,759	438,676	-	1,099,943	1,538,619	1.97%
CITIES	LE - 30% of FY22 Allocation	Non-LE Allocation	TOTAL	Sworn LE Personnel Figures (2022)	LE - 30% of FY23 Allocation	Non-LE Population (2022)	Non-LE Allocation	TOTAL	% Change from FY2023 to FY2024
CARLSBAD	20,988	44,776	65,764	132	20,988	115,585	42,827	63,815	-2.96%
CHULA VISTA	44,520	100,248	144,768	280	44,520	276,785	95,584	140,104	-3.22%
CORONADO	7,314	12,666	19,980	46	7,314	22,277	12,291	19,605	-1.88%
DEL MAR	-	6,352	6,352	-	-	3,929	6,286	6,286	-1.04%
EL CAJON	19,557	41,353	60,910	123	19,557	105,638	39,572	59,129	-2.92%
ENCINITAS	-	26,169	26,169	-	-	61,515	25,132	25,132	-3.96%
ESCONDIDO	25,281	56,853	82,134	159	25,281	150,679	54,313	79,594	-3.09%
ESCONDIDO RINCON DEL DIABLO	-	4,626	4,626	-	-	-	4,399	4,399	-4.91%
IMPERIAL BEACH	-	14,031	14,031	-	-	26,243	13,589	13,589	-3.15%
LA MESA	11,130	25,810	36,940	70	11,130	60,472	24,791	35,921	-2.76%
LEMON GROVE	-	14,375	14,375	-	-	27,242	13,915	13,915	-3.20%
NATIONAL CITY	13,992	26,154	40,146	88	13,992	61,471	25,118	35,110	-2.58%
NATIONAL CITY - LINCOLN ACRES	-	534	534	-	-	-	508	508	-4.87%
OCEANSIDE	35,775	64,550	100,325	225	35,775	173,048	61,632	97,407	-2.91%
POWAY	-	21,779	21,779	-	-	48,759	20,957	20,957	-3.77%
SAN DIEGO	323,721	-	323,721	2,036	323,721	-	-	323,721	0.00%
SAN MARCOS	-	37,205	37,205	-	-	93,585	35,627	35,627	-4.24%
SAN MARCOS FPD	-	4,946	4,946	-	-	-	4,704	4,704	-4.89%
SANTEE	-	25,309	25,309	-	-	59,015	24,314	24,314	-3.93%
SOLANA BEACH	-	9,409	9,409	-	-	12,812	9,193	9,193	-2.30%
VISTA	-	39,513	39,513	-	-	100,291	37,822	37,822	-4.28%
VISTA FPD	-	7,033	7,033	-	-	-	6,688	6,688	-4.91%
TOTAL CITIES	502,278	583,691	1,085,969	3,159	502,278	1,399,346	559,262	1,061,540	-2.25%
FIRE DISTRICTS/OTHER									
ALPINE FPD	-	10,351	10,351	-	-	15,550	10,089	10,089	-2.53%
DEER SPRINGS FPD	-	9,204	9,204	-	-	12,216	8,998	8,998	-2.24%
LAKEVIEW FPD	-	26,766	26,766	-	-	63,251	25,700	25,700	-3.96%
NORTH COUNTY FPD	-	22,375	22,375	-	-	50,489	21,523	21,523	-3.81%
PORT OF SAN DIEGO	22,260	-	22,260	140	22,260	-	-	22,260	0.00%
RANCHO SANTA FE FPD	-	17,080	17,080	-	-	35,103	16,488	16,488	-3.47%
SAN MIGUEL FPD	-	47,360	47,360	-	-	123,095	45,285	45,285	-4.38%
VALLEY CENTER FPD	-	10,473	10,473	-	-	15,904	10,205	10,205	-2.56%
TOTAL FIRE DISTRICTS/OTHER	22,260	143,610	165,869	140	22,260	315,608	138,288	160,548	-3.21%
TOTAL ALLOCATIONS	963,214	1,897,494	3,210,706	6,058	963,213	1,714,954	2,247,493	3,210,706	0.00%



SHSP OES Regional Staff Projects

- **Implementing objectives from the Regional Security Strategy**
- **Logistics / Communications**
 - Implementation of mass notification system (GEM)
 - Implementation of evacuation system (ZoneHaven)
 - Hi-Frequency Radio Grant
 - Tsunami – Ready
 - Alert & Warning ongoing training
- **IT / GIS**
 - Alert & Warning Technical Integration – Public Info and Mapping
 - Evacuation Technical Integration
 - WebEOC
- **Operations**
 - Shelter Worker & Manager Training
 - EOC Readiness/EOC Training
 - Local Assistance Center Training
- **Planning**
 - Dam Planning
 - Lifelines - Fuel Allocation & Distribution Plan
 - Plan Revision Scheduling Tool Development
 - Multi-Jurisdictional Hazard Mitigation Plan Grant
- **Recovery**
 - DSW Planning and Curriculum Development
 - Point of Distribution Planning
 - Recovery Plan Update
- **Emergency Management Strategic Engagement**
 - Emergency Manager Working Group
 - Evacuation Working Group
 - GIS Coordination
 - Voluntary Organizations Active in Disaster
 - Feeding Task Force
 - Access & Functional Needs Working Group
- **Risk Communications Planning and Multiple Language Notifications – Partner Relay**
- **Transportation Coordination**
- **Coordination - Tijuana River Valley Pollution Local Emergency**
- **Coordination – San Diego Border Migration**



UDC Grants Subcommittee Recommendation

- To approve the FY24 SHSP Allocation Formula.

FY21 SHSP REALLOCATION



FY21 SHSP Reallocation

BACKGROUND

- Starting in FY11 SHSP, a competitive Reallocation process was implemented.
- For FY20 SHSP, a total of \$100,372 was returned to our region & funded:
 - (1) Cellular Gateway Network
 - (44) Regional Cellphone Boosters for Enhanced Communications
 - (4) P25 Compatible Public Safety Radios, and
 - Upgrades to Command Vehicle Communication Equipment.
- The anticipated funds available for Reallocation for **FY21 SHSP is \$90k.**



PROJECT REQUIREMENTS

1. Proposed projects have a **three-month** completion timeframe (October 21, 2023 to January 21, 2024).
2. Projects must not require EHP, Aviation, or Watercraft approvals.
3. Projects must not require new Sole Sourcing pre-approvals for Project Expenditures that are over \$250,000.

****Requested projects that have a sole source pre-approval in place for the FY21 SHSP will be accepted.***



FY21 SHSP Submitted Reallocation Projects

(7) Jurisdictions submitted proposals:

- City of National City
- County of San Diego - Office of Emergency Services
- City of Poway
- City of San Diego
- County of San Diego - Sheriff's Department
- City of Escondido (2 projects)
- City of Santee

Jurisdiction	Project Description	Estimated Cost
City of National City	Installation of a New Dispatch Alerting System	\$40,000
CoSD - Office of Emergency Services	(862) ZoneHaven Map Books	\$90,000
City of Poway	(4) Bendix King BKR 5000 Radios	\$7,518
City of San Diego	(2) Mobile Trailer Restrooms / Lavatories for their SDPD Critical Incident Management Unit	\$70,473
CoSD – Sheriff Dept.	AVON C50 Masks & Filters	\$89,797
City of Escondido	(5) P-25 Compliant VHF Radios	\$13,000
	(35) iPads	\$40,298
City of Santee	Audio-Visual & Communications Equipment for Heartland Training Facility – Command Training Center	\$23,500
	Total	\$374,586



Scoring Process

- The total amount requested of \$374,586 was over the total amount available of **\$90,000**. Due to limited Reallocation funds, not all projects were awarded.
- The UDC Grants Sub-committee reviewed each project for regional need and compliance with SHSP and Reallocation requirements.



UDC Grants Subcommittee Recommendation

- Approval of Projects to receive FY21 SHSP Reallocation funds (\$90k)

Jurisdiction	Project Description	Recommended Funding
City of Escondido	(5) P-25 Compliant VHF Radios	\$13,000
CoSD - Office of Emergency Services	(430) ZoneHaven Map Books	\$45,982
City of Poway	(4) Bendix King BKR 5000 Radios	\$7,518
City of Santee	Audio-Visual & Communications Equipment for Heartland Training Facility – Command Training Center	\$23,500
TOTAL		\$90,000



**PORT of
SAN DIEGO**
Waterfront of Opportunity

Emergency Management Program Updates

Unified Disaster Council – October 19, 2023



Port of San Diego- Why am I here today?

Port Act- Established in 1962

- The Port of San Diego manages San Diego Bay and 34 miles of natural waterfront for the people of California.
- 60+ years, the Port's five member cities work to develop and promote commerce, navigation, recreation and fisheries on and around San Diego Bay.
- Self-funded, the Port contributes billions annually to San Diego's economy.

California State Maritime Security Strategy 2021

- California will promote maritime security through efforts to prevent, protect, minimize (the impact of events), safeguard, and restore its maritime community.

Maritime Transportation Security Act (MTSA) of 2002

- Title 33 Code of Federal Regulations, Implements the maritime security regime required by the MTSA of 2002, as codified in 46 USC.



Emergency Planning and Exercises

Plans

Tsunami Update Planning – January 2024

- Navy, USCG, Member Cities, San Diego County, CA Geological Survey, CALOES
- Tsunami Readiness designation
- Cohesive Signage plan

Unified Command Concept of Operations –
Finalized by February 2024

Basic Emergency Operations Plan Update and
annexes – Finalized by June 2024

- Last updated 2017 (Required every five years)
- Earthquake, Severe Weather, Cyber annexes

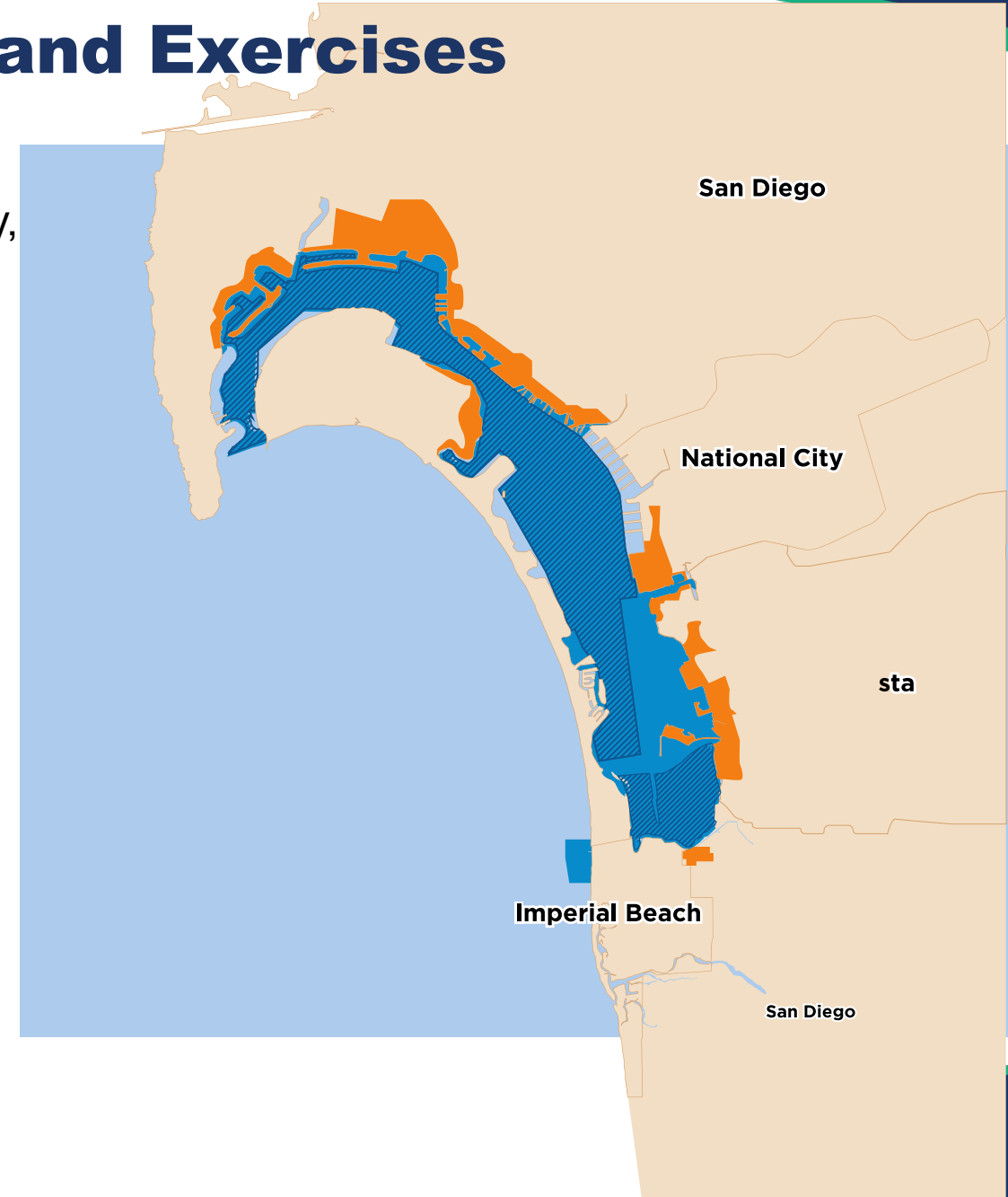
Exercises

Navy Nuclear Propulsion Program – March 2024

- Full Scale

Tsunami Tabletop Exercise – March 2024

Mass Rescue / vessel fire – April 2024





Emergency Management Training and Exercise Development

Port Security Grant Program 2022 project – performance period ends August 31, 2025

Two Tasks –

1. Develop a 3-year training plan –

Objective – Develop and document a plan to establish and maintain Port staff training and readiness to respond to an emergency

- Identify Required, Recommended, Optional Training
- Independent Study and In-Person training FEMA approved training
- Integrate into the Port Learning Management System (LMS)

2. Develop a list of training exercises within the Port of San Diego

Objective – Establish a clear understanding of emergency exercise and determine Port participation

- Sponsor, Exercise objective, Point of Contact, Timing, Port Participation Recommendation
- Identify appropriate exercises in our planning which: reinforce regional partnerships, hone Port staff skills and abilities, identify opportunities for closing gaps



Port of San Diego – Homeland Security

Dave Foster

Homeland Security Program Manager

Port of San Diego

O – 619.686.6524

C – 619.458.6638

dfoster@portofsandiego.org



October 19, 2023 UDC

Barbara Ayers, *Sr. Emergency Services Coordinator*

Shake Out™



Official Participant



Join Us
in the
World's Largest
Earthquake Drill.



October 19, 2023

**Shake
Out**

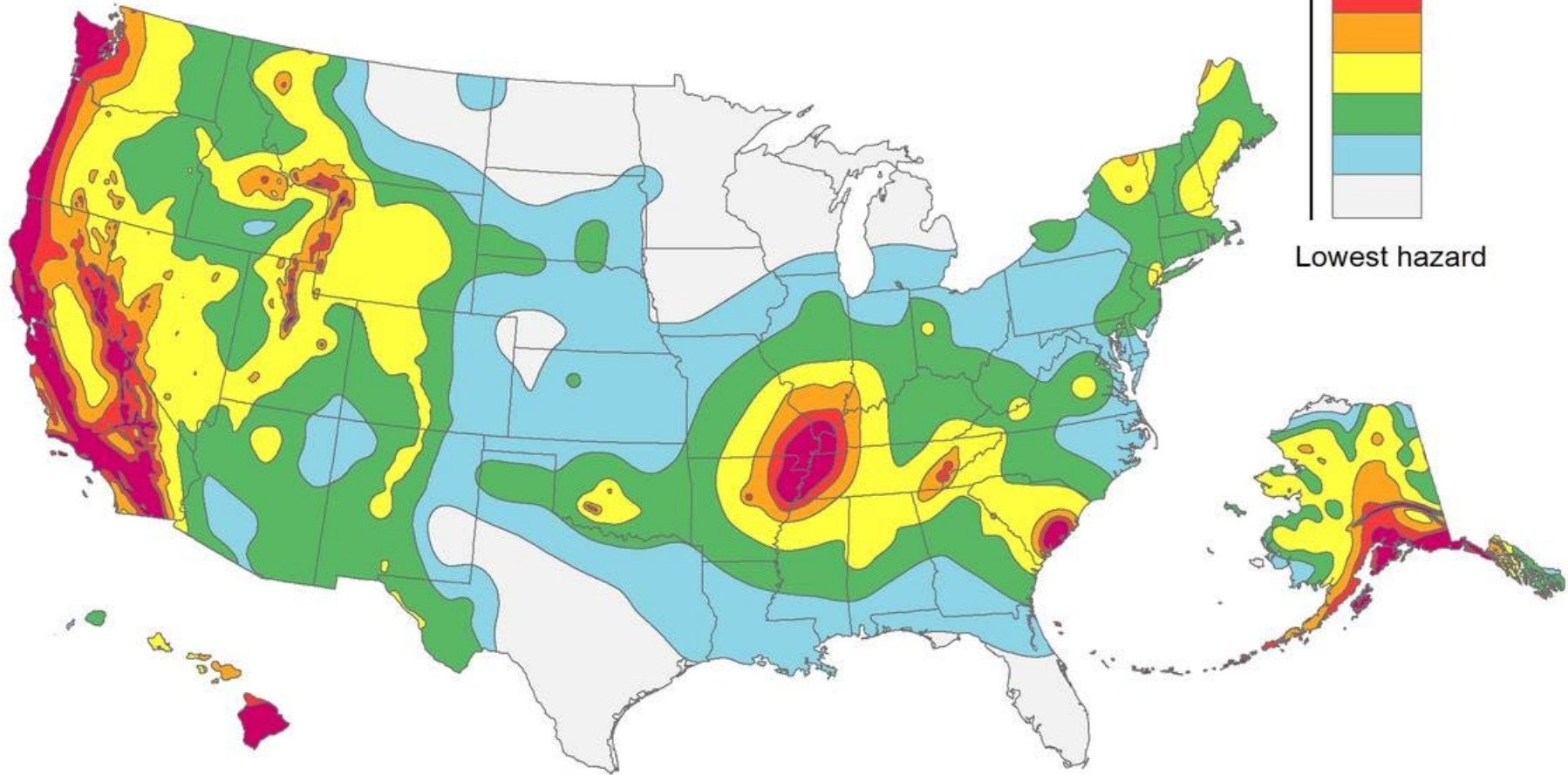
Register at ShakeOut.org

Today's ShakeOut
drill:

Partnering
with Jamul Indian
Village



U.S. Earthquake Shaking Hazards



**ShakeOut.
Don't
Freak Out.**

October 19, 2023

Register: ShakeOut.org

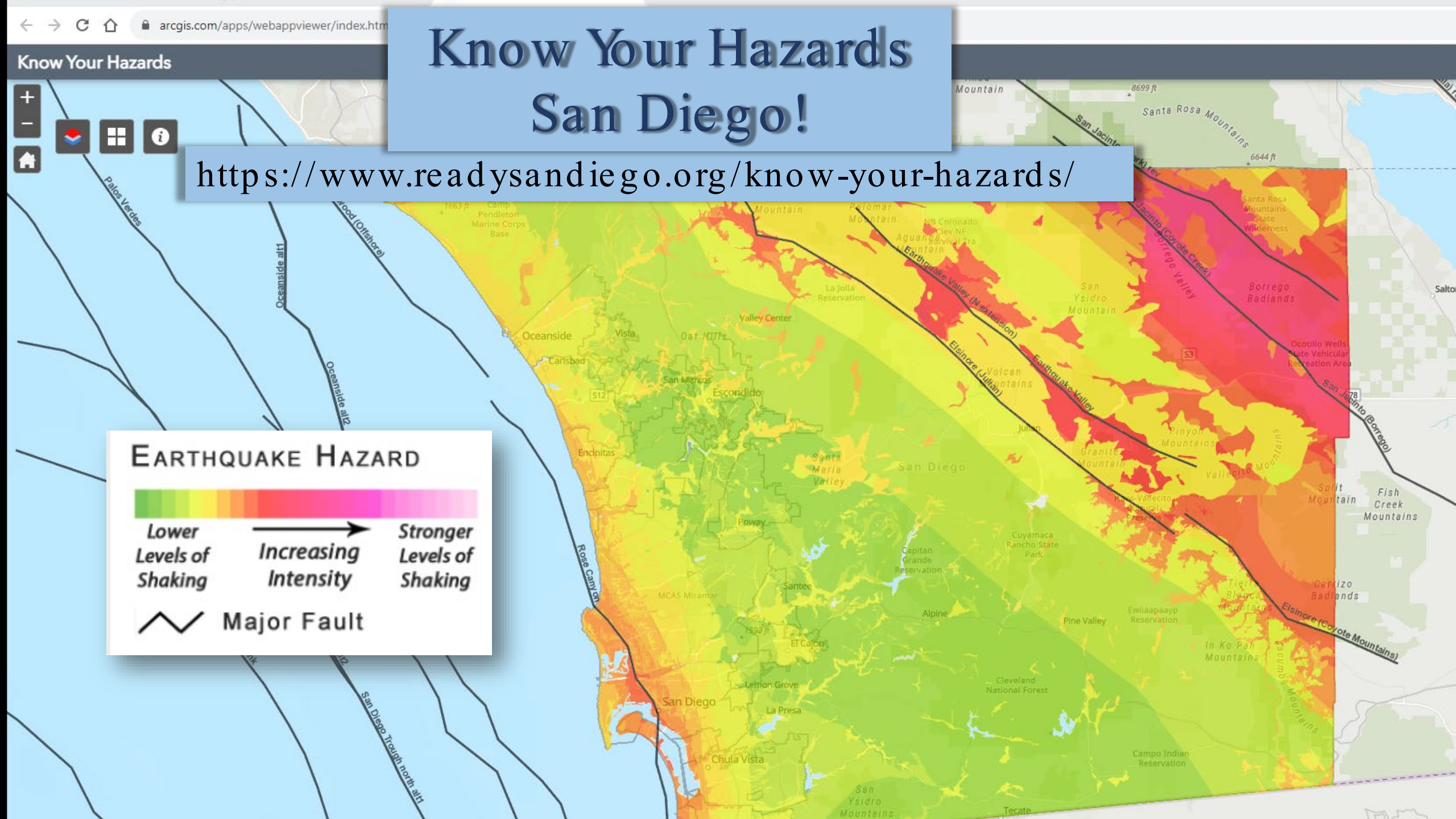
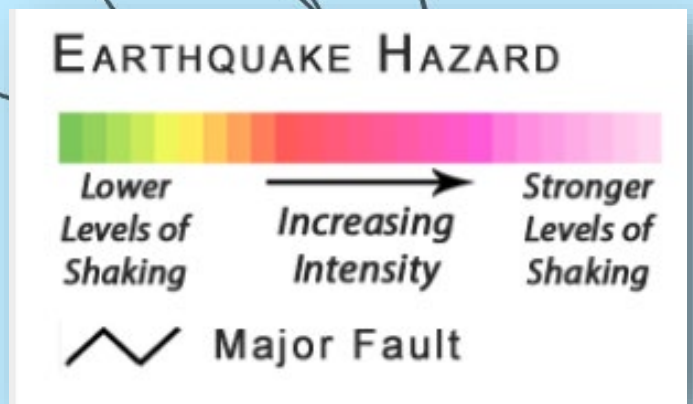
**Shake
Out**

Know Your Hazards



Know Your Hazards San Diego!

<https://www.readysandiego.org/know-your-hazards/>

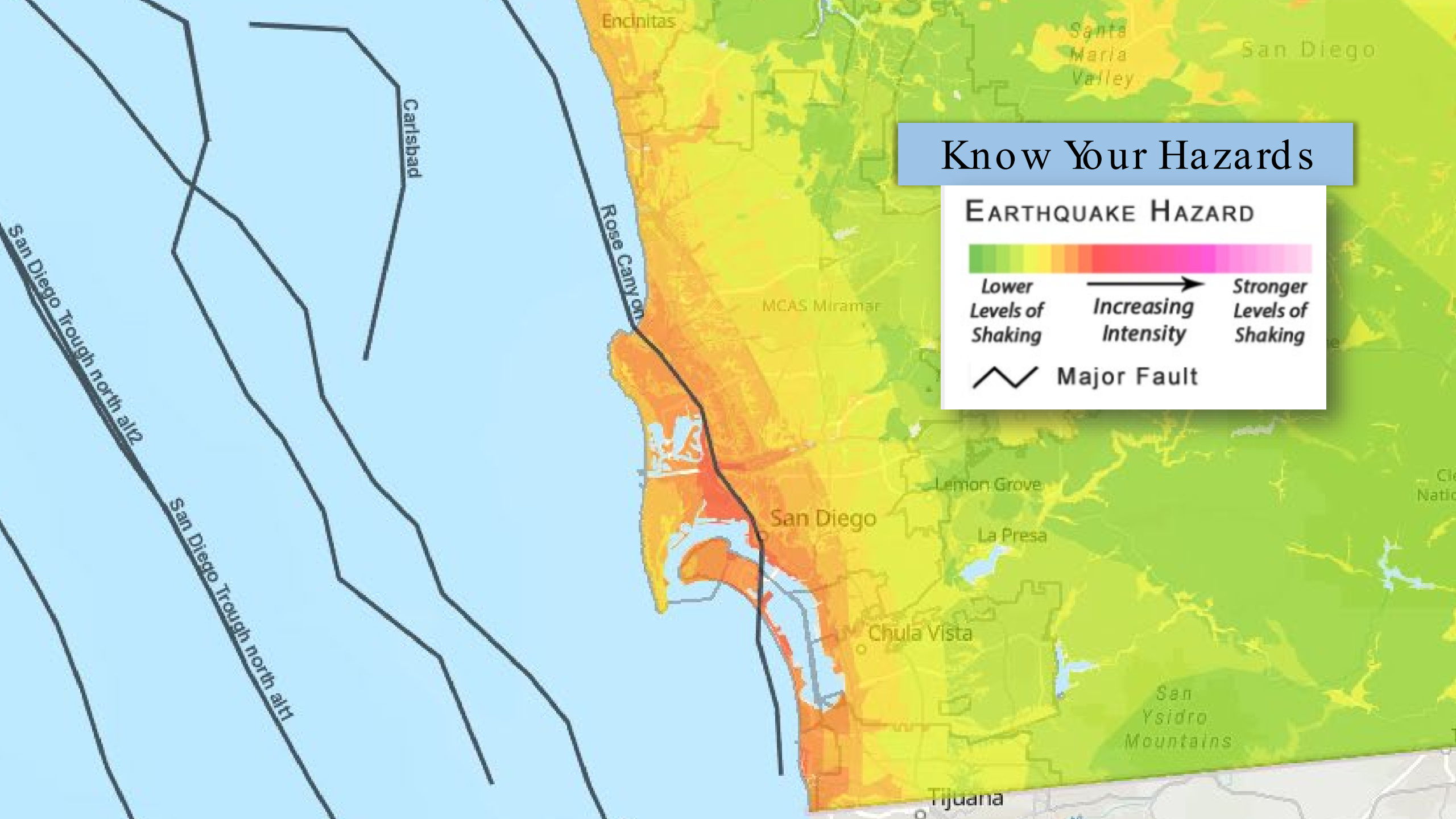


Know Your Hazards

EARTHQUAKE HAZARD

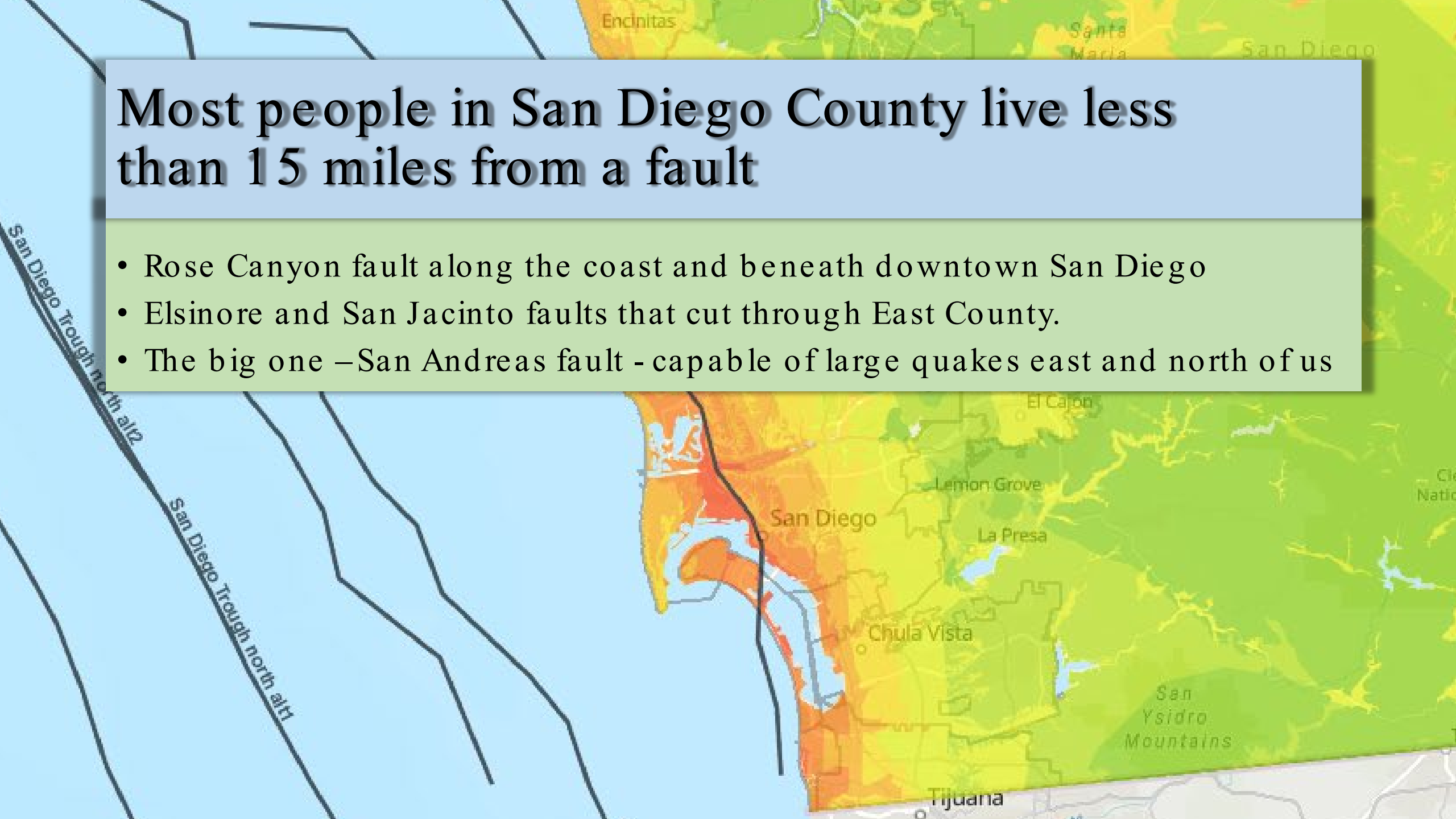


 Major Fault



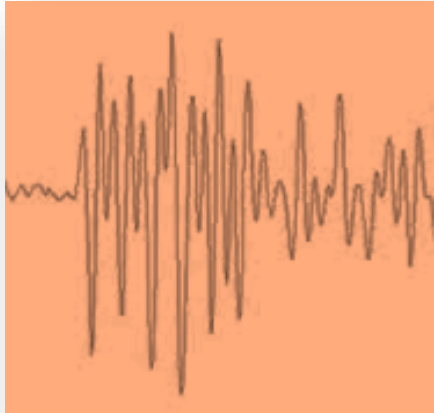
Most people in San Diego County live less than 15 miles from a fault

- Rose Canyon fault along the coast and beneath downtown San Diego
- Elsinore and San Jacinto faults that cut through East County.
- The big one – San Andreas fault - capable of large quakes east and north of us



When Should You Protect Yourself?

When
You Feel Earthquake
Shaking



When
You Get an
Earthquake Alert



When
You Do an
Earthquake Drill



If you get a ***Shake Ready SD*** earthquake alert—
or if you feel shaking, take protective action!



SD Emergency



Download here:

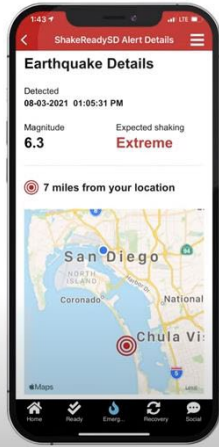
AlertSanDiego.org

DISASTERS HAPPEN, EVEN ON THE GO

San Diego's FREE mobile app: SD Emergency

For emergency alerts, maps, updates, checklists,
and early earthquake warnings.





Download the
County's free
SD Emergency App.
For iOS and Android

The tools you need
right at your
fingertips.




SD Emergency
app

includes
ShakeReadySD
early earthquake
warning

Download here:

AlertSanDiego.org





AlertSanDiego.org

HOW TO PREPARE



1. Sign up for **Alert San Diego** text or e-mail alerts about your home.
2. Download **SD Emergency** app for countywide alerts.



SD Emergency mobile app

Great ShakeOut Earthquake Drill: How? Why?



Earthquakes may happen
anytime and almost anywhere.

Most earthquake injuries
are from falling or flying objects.

It is important to practice
DROP! COVER! and HOLD ON!

Today we are joining millions of people
who are practicing earthquake safety!

**Shake
Out**TM

The safe response to an earthquake?



Drop where you are,
onto your hands and knees.



Cover your head and neck.
Crawl underneath the table or desk.
Stay on your knees and bend forward to protect vital organs.

No desk? Then crawl next to a wall, away from any windows.
Stay on your knees and bend forward to protect vital organs.



Hold On to your shelter with one hand
Keep covering your head/neck with your other hand.

**Shake
Out**TM
If you are near a sturdy desk or table

Adapt for Your Situation

- If you can't get back up again by yourself, **don't drop to the ground.**
- Wheelchair or walker: **lock** the wheels
- Bend over, **cover** your head and neck.
- Or **hold on** to a book over your head.
- Instruct others how to assist you.

IF
POSSIBLE



USING
CANE




USING
WALKER



USING
WHEELCHAIR





Are you ready?

Today we are joining millions of people who are practicing earthquake safety!



It's time to ShakeOut!



ShakeOut 60-second Drill Narration (with Sound Effects)



(Click speaker to Play)

If you're near the coast, when the ground stops shaking:

Coastal and low lying areas prone to storm surge:

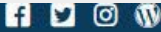
Evacuate to higher ground

The shaking is your Tsunami warning!



State tsunami maps for San Diego

<https://www.conservation.ca.gov/cgs/tsunami/maps/san-diego>



[About DOC](#)

[Jobs](#)

[Contact Us](#)

[Settings](#)

[Select Language](#)



California
Department of Conservation



Information For



Divisions



DOC Maps



Search

[Home](#) | [CGS](#) | [San Diego County Tsunami Hazard Areas](#)

[CGS Home](#)

[About the CGS](#)

[Earthquakes](#)

[Forest & Watershed Geology](#)

[Forest Biomass to Carbon-Negative Biofuels](#)

[Geologic Maps & Mapping](#)

[Geological Modeling](#)

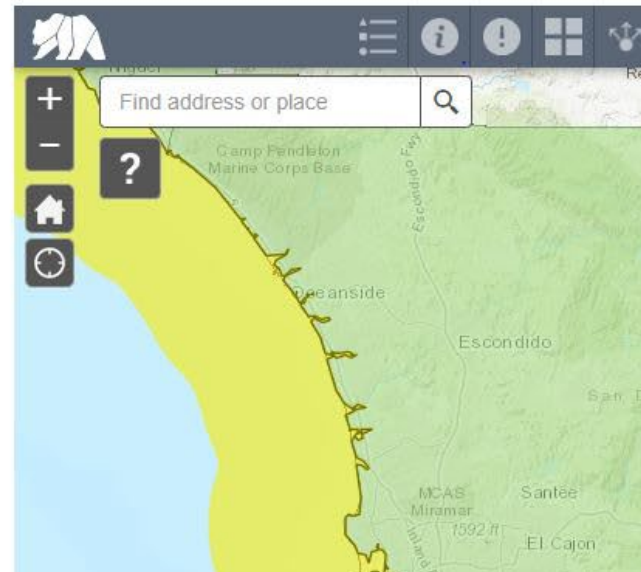
[Landslides](#)

[Minerals](#)

[Tsunamis](#)

San Diego County Tsunami Hazard Areas

Explore your area of interest in the map below. You may also [OPEN THE MAP IN A NEW WINDOW](#)



What to do Before, During, and After a Tsunami in San Diego County

- [San Diego County Emergency Services Website](#)
- Make sure everyone in your home is prepared. **Register your cell phone number and email address with AlertSanDiego**, the County's emergency mass notification system. Emergency responders use AlertSanDiego to send evacuation and important incident information during an emergency in your area.
- [Ready.gov: Tsunamis](#) summarizes how to Prepare

Now what? Preparedness

- Make a Kit
- Family Plan
- Stay informed: *Alert San Diego* and *SD Emergency* app



SD Emergency
mobile app



Step 1: Secure Your Space

How to prevent items from falling during earthquakes

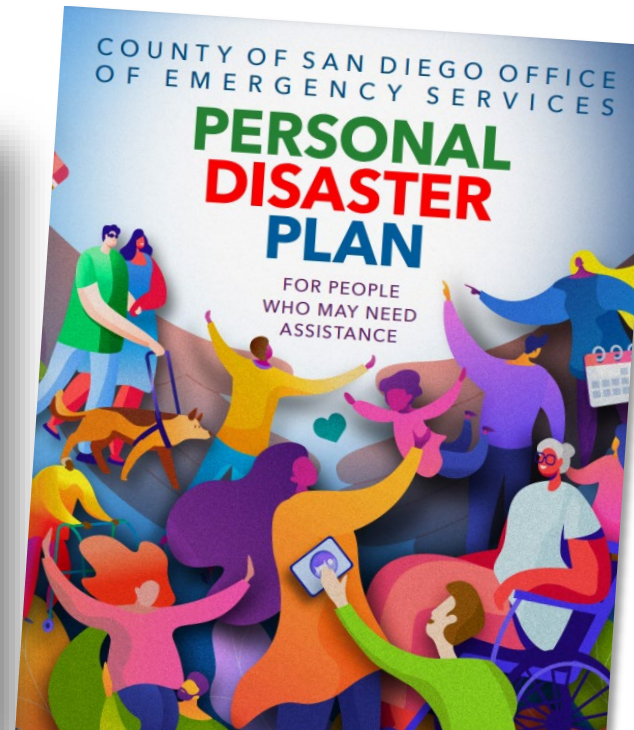
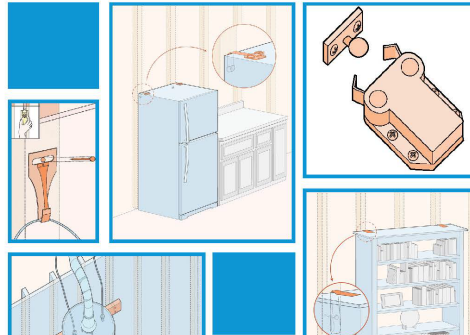


Imagine your entire home or workplace being picked up and shaken during an earthquake – even heavy objects can fall or be thrown around! This usually causes the most injuries during earthquakes, and replacing items or repairing damages can also be very costly.

These issues can be prevented through simple actions to secure furniture and other items in place. That's why "Secure Your Space" is Step 1 of the Seven Steps to Earthquake Safety!

Start now by moving tall furniture like bookcases away from beds, sofas, or other places where people spend a lot of time. Move heavy objects to lower locations.

Then continue by securing things such as televisions, dressers, water heaters



Great CA ShakeOut - in San Diego!

County, SD City and East County CERT and Cal OES present:
Great CA ShakeOut Community Resource and Safety Fair –with the Cal OES quake simulator!



TODAY October 19, 2023
8:30am to 2:30pm

Cuyamaca College
900 Rancho San Diego Parkway
El Cajon



Thank you!
