Appendix D

Pedestrian Gap Analysis (PGA) Report
and Appendices

COUNTY OF SAN DIEGO ACTIVE TRANSPORTATION PLAN: PEDESTRIAN GAP ANALYSIS

Methodology and Results

June 2016

Michael Baker INTERNATIONAL

This page intentionally left blank

Contents

Introduction **1**

Methodology **2**

Condition of Sidewalk 2

Distance to Attractors 6

Health 7

Diabetes Data 8

Pedestrian Collision Data 8

Socioeconomic 9

Project Priority List 10

Schools 11

Conclusion **12**

List of Appendices

Appendix 1 Condition of Sidewalk Point System

Appendix 2 PGA Results

This page intentionally left blank

Introduction

The California Active Transportation Program (ATP) was created by Senate Bill 99 (Chapter 359, Statutes of 2013) and Assembly Bill 101 (Chapter 354, Statutes of 2013) to encourage increased use of active modes of transportation, such as biking and walking. The ATP consolidates various transportation programs, including the Federal Transportation Alternatives Program, State Bicycle Transportation Account, and Federal and State Safe Routes to School programs, into a single program to:

- Increase the proportion of biking and walking trips,
- Increase safety for non-motorized users,
- Increase mobility for non-motorized users,
- Advance the efforts of regional agencies to achieve greenhouse gas reduction goals,
- Enhance public health, including the reduction of childhood obesity through the use of projects eligible for Safe Routes to Schools Program funding,
- Ensure disadvantaged communities fully share in program benefits (25% of program), and
- Provide a broad spectrum of projects to benefit many types of active transportation users.

The **County of San Diego** is developing an **Active Transportation Plan (Plan)** to meet the requirements of the State Active Transportation Program and to compete for funding for infrastructure improvements.

As part of the **Plan**, an existing conditions analysis called the **Pedestrian Gap Analysis (PGA)** was conducted (bikeway conditions and plans are described in the main Plan document). This document explains the methodology of the **PGA** rankings and provides the resulting scores within each study area.

The County of San Diego maintains over 1,950 centerline miles of public road. There are over 400 miles of public maintained roadway included in the PGA field condition study, which equates to almost 800 miles of sidewalk or pathway to review. Each sidewalk segment, typically from intersection to intersection, is considered a study segment. In most cases, the intersection itself is also considered a study segment.

To meet the objectives of the State Program, the ATP/PGA criteria used to rank the segments include:

- Condition of sidewalk/pathway and associated characteristics such as obstructions, slope, grade, curb ramp configuration, and others,
- Distance from pedestrian generators,
- Health data (supplied by County Health and Human Services Agency),
- Socioeconomic data (supplied by County Health and Human Services Agency),
- County Public Works Project Planning/Capital Improvement project list, and
- School proximity.

Methodology

County staff in conjunction with the Michael Baker International consultant team created a point system by which individual segments of sidewalk could be ranked. This system was developed to assign points and develop a rank for comparison and eventual project priority. Each criterion is assigned a percentage of the overall pie (of points), which can be seen in the chart below. The point system was defined in order to allocate criteria weights to each of the study segments based on the relative importance to County maintenance, ATP goals of health, economic diversity, and a broad benefit to users (especially school children).

As developed for this exercise: 100% of the pie equates to 4000 points. The following sections describe how each criteria factor is applied to the study segments.

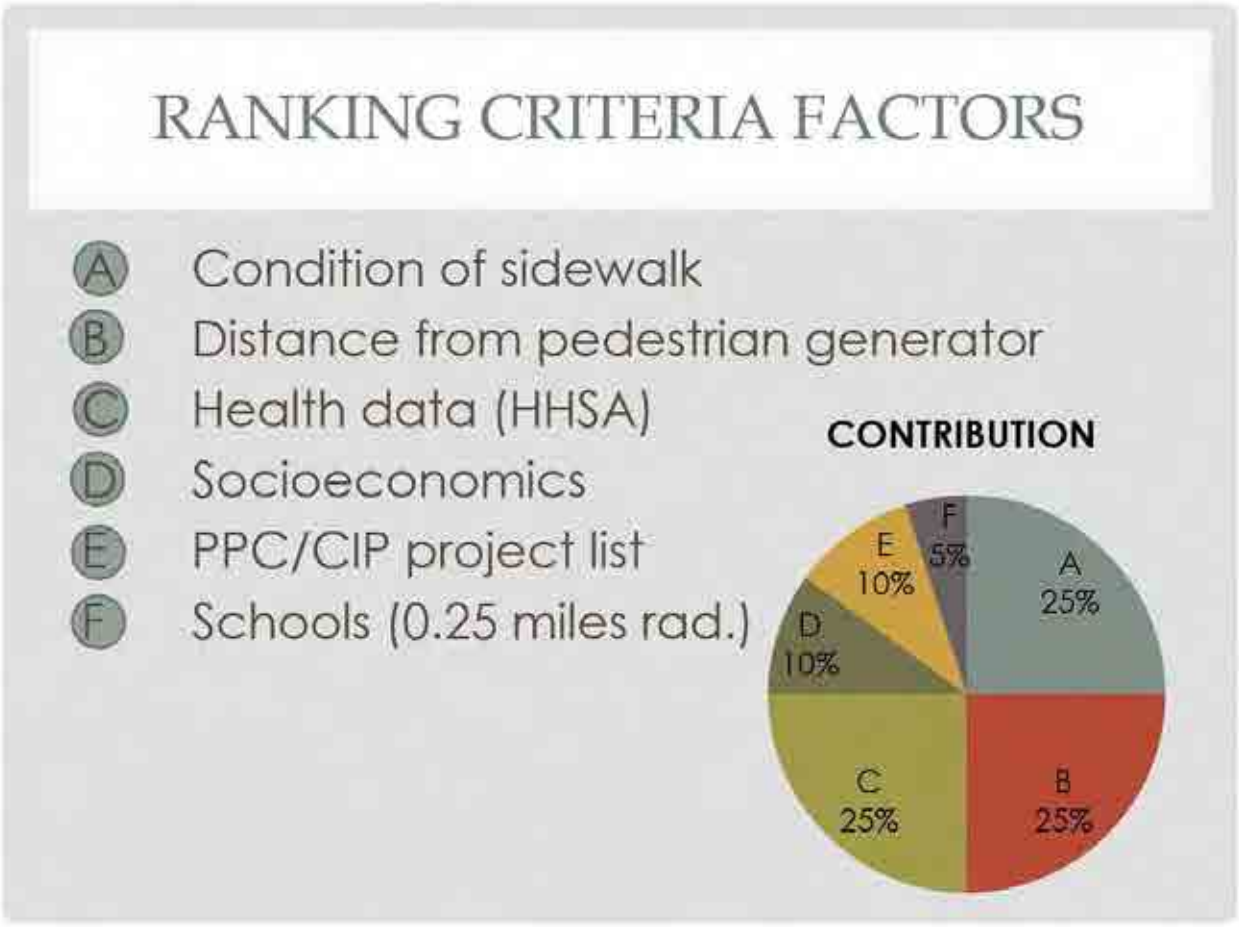

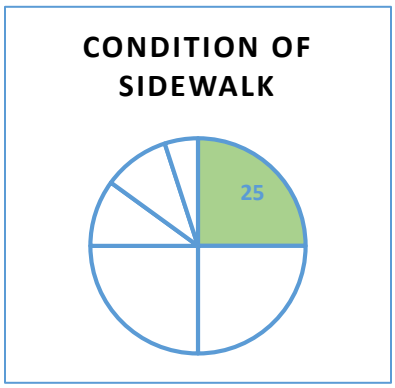

Condition of Sidewalk

The condition of the sidewalk accounts for 25%, or 1000 points, of the overall ranking criteria. The existing condition data was collected by field crews walking with GIS-enabled tablet computers and GPS tracking sensors that associated a geographic point with the input of collected existing features.



Typical Collection Devices



Field Training



Obstruction

The following data and information was collected utilizing County of San Diego GIS tablets and ArcGIS Collector software:

Sidewalk Data:

1. Surface Type:
   a. Non-existing
   b. Concrete
   c. Asphalt
   d. Brick / Pavers
   e. DG pathway
   f. Native - Goat path (Evidence of pedestrian activity)
   g. Native - No evidence of pedestrian activity detected
   h. Other / Comments:
2. Surface Width:
   a. 0' to 4'
   b. 4' to 10'
   c. > 10'
3. Sidewalk obstructions (report only if unobstructed portion of sidewalk / pathway is less than 5' in width except as noted below):
   a. Fixed Objects
      i. Power pole
      ii. Traffic Light Pole
      iii. Street Light Pole
      iv. Fire hydrant
      v. Utility box / cabinet
      vi. Mailbox
      vii. Traffic Sign / Post
      viii. Bus Stop Sign / Post
      ix. Bus Bench / Shelter (permanent fixture)

Sidewalk Data (continued)

      x. Other
         (1) Protrusion – bolt, rebar, sign post stub, abandoned guy wire anchor, etc. 1/4" or more above sidewalk surface
         (2) Pullbox / Utility Vault – ½" or more above or below sidewalk surface
         (3) Comment
   b. Movable Items
      i. Newspaper vending machine
      ii. Bus Bench (unattached)
      iii. Trash cans / bins
      iv. Portable commercial signs / banners
      v. Other / Comments:
   c. Vegetation
      i. Ground cover
      ii. Branches (0' to 7' above the sidewalk / pathway surface)
      iii. Comments:
4. Sidewalk Condition
   a. Good
   b. Moderate
   c. Needs improvement (indicate why)
      i. Cracked/Lifted sidewalk/uneven surface
      ii. Missing segments
      iii. Obstructions
      iv. Other (comment box)

Sidewalk Data (continued)

5. Sidewalk grade:
   a. 0% - 5%
   b. 5% - 8.3%
   c. 8.4% - 10%
   d. > 10%
6. Sidewalk cross slope:
   a. 0% - 2%
   b. 2.1% - 4%
   c. 4.1% - 6%
   d. Greater than 6%

Curb Ramp Data:

1. Curb Ramp Condition:
   a. Non-existing
   b. Asphalt curb ramp
   c. Concrete curb ramp
   d. COSD standard concrete curb ramp
   e. Other / Comments:
2. COSD Concrete Curb Ramp Type:
   a. Type A
   b. Type B
   c. Type C
   d. Type D
   e. Different
3. Is the curb ramp slope 8.33% or less:
   a. Yes
   b. No
4. Are the curb ramp side slopes 10.0% or less:
   a. Yes
   b. No
5. Does the landing pad meet all COSD design standards:
   a. Yes
   b. No
6. Does the truncated dome panel meet all COSD design standards:
   a. Yes
   b. No
   c. Non-existing
7. Does the curb ramp transitions smoothly with no lip present at the roadway surface.
   a. Yes
   b. No
8. Curb Ramp Obstructions:
   a. Utility pole
   b. Traffic Light Pole
   c. Fire hydrant
   d. Traffic Sign Post
   e. Drainage structure
   f. Other / Comments
   g. No Obstructions

Driveway Data:

1. Driveway Surface Type:
   a. Concrete
   b. Asphalt
   c. Brick / Pavers
   d. Decomposed granite
   e. Native material
   f. Other / Comments:

Driveway Data (continued)

2. SDRSC Concrete Driveway Type:
   a. Type G-14A
   b. Type G-14B
   c. Type G-14C
   d. Type G-14D
   e. Type G-14E
   f. Type G-14F
   g. Different
3. Sidewalk grade at driveway:
   a. 0% - 5%
   b. 5% - 8.3%
   c. 8.4% - 10%
   d. > 10.0%
   e. No Sidewalk
4. Sidewalk cross slope at driveway:
   a. 0% - 2%
   b. 2.1% - 4%
   c. 4.1% - 6%
   d. > 6.0%
   e. No Sidewalk
5. Sidewalk width at driveway:
   a. 0’ to 4'
   b. 4' to 10'
   c. > 10'
   d. No Sidewalk
6. Driveway Obstructions:
   a. Power pole
   b. Traffic Light Pole
   c. Street Light Pole
   d. Fire hydrant
   e. Utility pull box / cabinet
   f. Mailbox
   g. Protrusion – 1/4” or more above sidewalk surface (bolt, rebar, sign post stub, abandoned guy wire anchor, etc.)
   h. Other / Comments:
   i. No Obstructions

Intersection/Crosswalk Data:

1. Does a marked crosswalk exist at this location (intersection):
   a. Yes
   b. No.
2. Crosswalk Design Type:
   a. Uncontrolled crosswalk
   b. Midblock controlled crosswalk
   c. Stop controlled crosswalk
   d. Signalized controlled crosswalk
   e. No Marked Crosswalk
3. Type of crosswalk markings:
   a. White Parallel
   b. White Longitudinal
   c. White Diagonal
   d. Yellow Parallel
   e. Yellow Longitudinal
   f. Yellow Diagonal
   g. Unmarked Crosswalk
4. Mid-block crossing observed where no marked crosswalk is provided
   a. Yes
   b. No

A point system was allocated to the various conditions that were collected (details of point system available in Appendix 1). Each item in the list above received a certain number of points. The point total for each collected item was added to the street segments to which they belong. This resulted in each street segment having a total number of points associated with it.

Once the points were generated, the minimum and maximum values were analyzed and then reallocated to the 1000-point scale. For example, within one community the minimum total value may equal 100 and the max value may be 400. The maximum value was then divided into the maximum 1000-point scale (1000/400) to get a standard factor of 2.5. All street segment point totals within this community were then multiplied by 2.5. The reallocated point totals would range from 250 to 1000.



Map of Field Condition Scoring in Julian

Distance to Attractors

The distance from pedestrian attractors accounts for 25%, or 1000 points, of the overall ranking criteria. A common assumption of walk trips is that a reasonable comfortable walking distance to and from an attractor is a ¼ mile or 1,320 feet. The types of public attractors that were used to determine the study areas for the PGA include:

- Parks

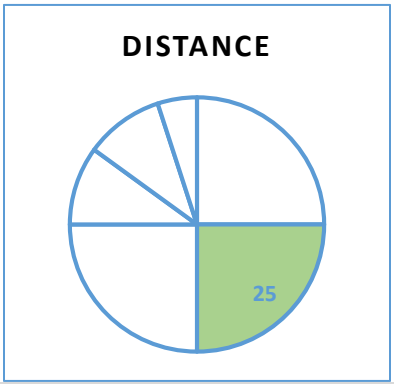

- Schools
- Libraries
- Land use, including:
  - Neighborhood shopping center
  - Community Shopping center
  - Regional shopping center
  - Government office/Civic center
  - Post office
  - Convention center

Buffers were generated at three intervals from each attractor based on the reasonable walking distance, and a weight was applied to study segments depending on the distance interval:

- 330 feet – 1000 points
- 660 feet – 500 points

The points were then added to the total for each segment. After the addition of the distance points, each segment could potentially have 2000 points.

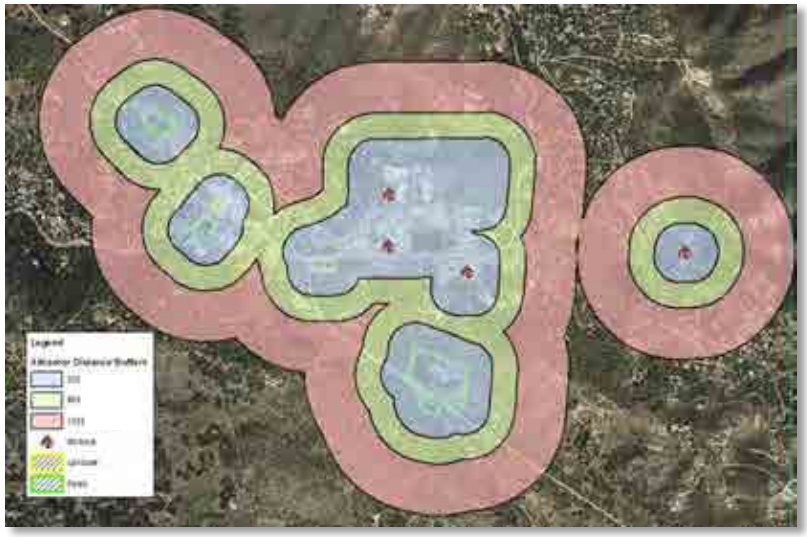

Map of distance buffers around attractors in Julian

Health

Increased public health through greater physical activity is a major goal of the State Active Transportation Program. Therefore, overall, health data accounts for 25%, or 1000 points, of the PGA ranking criteria. While there are a near infinite number of variables that could be selected to represent health in resident populations, the health portion of the pie chart is made up of diabetes data and pedestrian collision information. Of the 25% for health data, diabetes accounts for 40% and pedestrian collisions accounts for 60%.

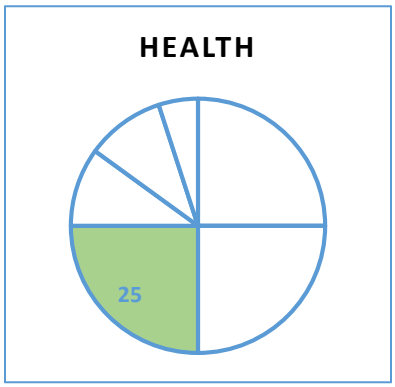

Diabetes Data

The County Health and Human Services Agency provided a database[1] containing diabetes-related health factors, including hospitalization and death. The data is grouped in geographic areas called "Sub Regional Areas" (SRA). These are larger areas and, for this reason, the diabetes data is applied as a whole to all segments within an SRA.

The data attribute utilized was "Diabetes Hospital Rate," which is calculated based on per 100,000 people. The table here displays the hospital rates and total points. The factor was determined by dividing the total of 400 points by the highest hospitalization rate of 310.9. The factor of 1.3 (rounding for convenience) was then multiplied by each rate to come up with the point total.

Diabetes was chosen as a proxy health indicator because of its close association with obesity and chronic disease factors due to a lack of exercise and poor nutrition.

SRA	NAME	Diabetes Hospital Rate	Factor	Points
4	NATIONAL CITY	310.9	1.3	400
5	SOUTHEASTERN SAN DIEGO	252.5	1.3	325
14	NORTH SAN DIEGO	65.2	1.3	84
20	SWEETWATER	52.0	1.3	67
21	CHULA VISTA	260.1	1.3	335
30	JAMUL	137.3	1.3	177
31	SPRING VALLEY	171.0	1.3	220
32	LEMON GROVE	234.9	1.3	302
33	LA MESA	159.3	1.3	205
34	EL CAJON	147.5	1.3	190
35	SANTEE	162.6	1.3	209
36	LAKESIDE	115.2	1.3	148
37	HARBISON CREST	240.7	1.3	310
38	ALPINE	212.9	1.3	274
39	RAMONA	118.5	1.3	153
40	SAN DIEGUITO	45.0	1.3	58
41	CARLSBAD	53.8	1.3	69
42	OCEANSIDE	134.6	1.3	173
43	PENDLETON	0.0	1.3	199*
50	ESCONDIDO	138.1	1.3	178
51	SAN MARCOS	99.1	1.3	127
52	VISTA	140.7	1.3	181
53	VALLEY CENTER	98.9	1.3	127
54	PAUMA	116.6	1.3	150
55	FALLBROOK	126.6	1.3	163
60	PALOMAR-JULIAN	122.5	1.3	158
61	LAGUNA-PINE VALLEY	0.0	1.3	199*
62	MOUNTAIN EMPIRE	176.2	1.3	227
63	ANZA-BORREGO SPRINGS	281.9	1.3	363

Diabetes Hospital Rates and Total Points

**An average rate of all communities was used since no data was provided for this community*

Pedestrian Collision Data

Collision data involving pedestrians was gathered from the California Transportation Injury Mapping System (TIMS) which utilizes the California Statewide Integrated Traffic Records System (SWITRS).

The Source for the TIMS data is http://tims.berkeley.edu/ (2008-2013)

> *"TIMS has been established by researchers at the Safe Transportation Research and Education Center (SafeTREC) at the University of California, Berkeley to provide data and mapping analysis tools and information for traffic safety related research, policy and planning."*

Each collision is represented by a geographic point. The points were applied to the study segment they fell in. One collision equals one point. Once all the points within a community were summed up for each segment, the points were reallocated to the appropriate scale. Pedestrian collision data accounts for 600 points of the overall ranking criteria.

[1] https://data.livewellsd.org/Non-Communicable-Chronic-Disease/Diabetes-Hospitalizations-2010-2013/nr2e-aev3

For a given community, 600 is divided by the highest point total for any segment, to come up with the factor. The factor is then multiplied by the collision point total for all segments within that community. After applying the health data, each segment could potentially have 3000 points.

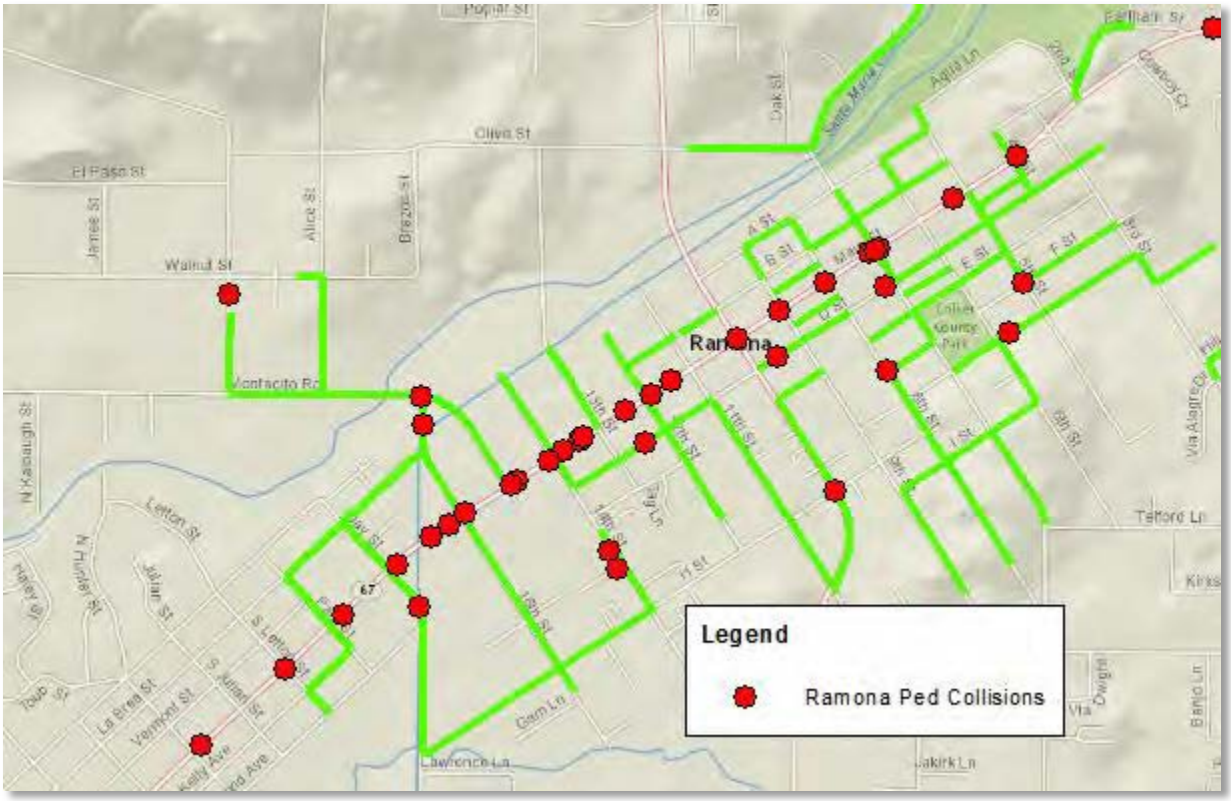

Pedestrian related collisions in Ramona from 2008-2013

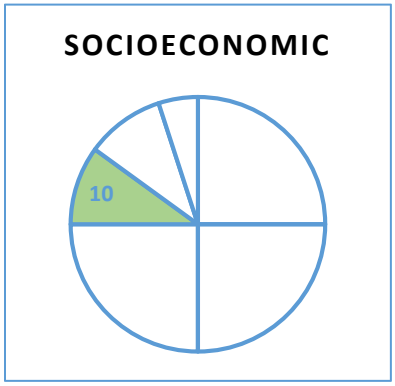

Socioeconomic

Socioeconomic data factors account for 10%, or 400 points, of the overall ranking criteria. The socioeconomic data came from County Health and Human Services in the same health data set.[2] Thus, it is also grouped by SRA and will be applied as a whole to all segments within each SRA. After applying the socioeconomic data, each segment could potentially have 3400 points.

Socioeconomic Category	Points
Lowest Income	400
Low Income	300
Moderately Low Income	200
Moderately High Income	0
High Income	0
Highest Income	0

[2] https://data.livewellsd.org/Demographic-Profiles/2013-San-Diego-Demographics-Median-Income/wkg4-4w22

Project Priority List

The County's existing project priority list accounts for 10%, or 400 points, of the overall ranking criteria. The County Public Works Department maintains a list of priority projects that have been vetted by community input and analyzed extensively by engineering staff. The 33 projects on the list are associated with road corridors. These projects were geographically matched with the Pedestrian Gap Analysis study segments. Each segment that was also on the County project priority list received 400 points.



At this point, each segment could potentially have 3800 points.

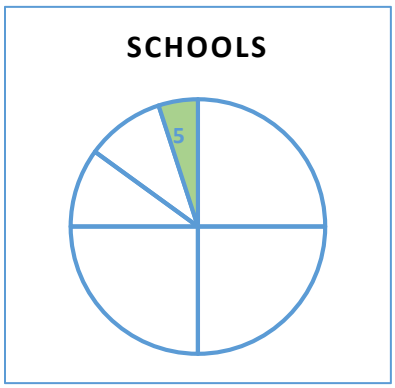

Schools

The distance from schools accounts for 5%, or 200 points, of the overall ranking criteria. All segments within ¼ mile of a school receive 200 points.

The PGA methodology placed a priority on children walking to school and, thus, allocated additional points to study segments near schools to enhance their priority in the final PGA rankings.



¼ Mile School Buffers in Julian

Once the final element of distance to schools is applied, each segment could potentially have 4000 points.

Results

Teams of student workers walked every mile of project study area with the collector tablet inputing GIS data points and sidewalk condition information of the pedestrian network. There are many details within the information collected such as condition of the sidewalk, ADA compliant curb ramps and slope at driveways. That information will inform future service work on the sidewalk network. While the following is a summary of the total pedestrian gap analysis results:

Sidewalk Type	Miles
Asphalt	15.86
Brick Pavers	0.22
Concrete	284.46
DG Pathway	30.00
Native	4.74
Native-Goat Path	25.37
No Sidewalk	401.61
Total	**762.25**

The chart below describes the type of sidewalk milage as a percentage of the total pedestrian gap analysis network:

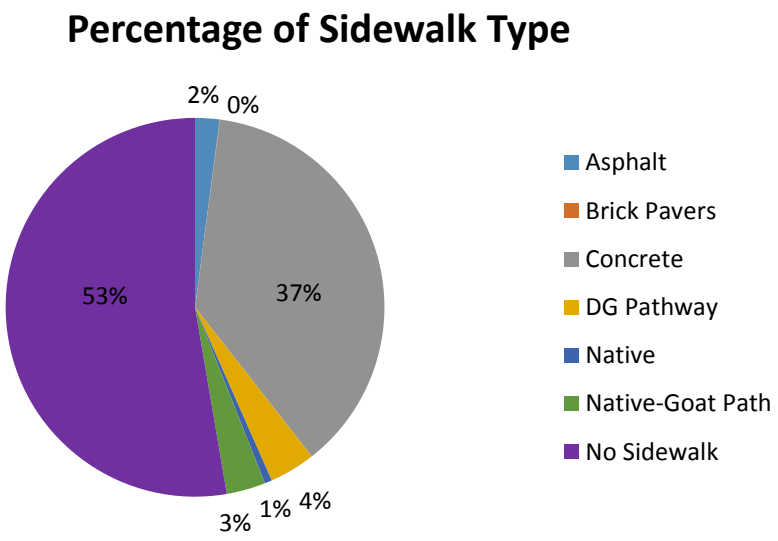

The above chart is the total aggregate of the communities collected. The ranking (scores) of the evaluated sidewalk and pathway segments are included in Appendix 2. The results are organized and displayed by the 24 communities that were evaluated. It includes maps and key ranking criteria factors along with the resulting score.

Conclusion

The PGA was developed for the County's Active Transportation Plan and designed to meet the goals and objectives of the State Active Transportation Program. The results are a static snapshot based on the best available information collected at the time the document was produced. As this is intended to be a living document, it is understood that the analysis is subject to change and evolve as new information becomes available and as circumstances deem prudent to modify.

The point system used in the PGA assigns points to individual street segments within study areas to provide a ranking for comparison purposes of the relative need for pedestrian (sidewalk-related) improvements. The point system uses a weighted allocation system that assigns points to the individual street segments. Points were assigned to street segments based on six Ranking Criteria Factors: Condition of sidewalk; Distance from a pedestrian generator; Health data (HHSA); Social economic data; Listing as a priority project on the County's Project Planning Committee/Capital Improvement Plan; and close proximity to a school. The more points allocated to a street segment, the higher its priority for maintenance and improvement, based upon the ranking factors.

The total points allocated to each street segment are reflected by colors corresponding to the range of points allocated and applied on the Scoring Map. The range of colors are green to red, with green reflecting fewer points based on field data and the methodology data ranking factors, and red colored segments reflecting the higher total points of field and methodology data and identifying areas of potential priority. The scoring system, and the colors that reflect it, is only one of the factors that is used to identify future priority improvement projects found in the ATP document and on-going ADA Transition Plan and programmed capital improvements by the Department of Public Works.

Appendix 1

Condition of Sidewalk Point System

This page intentionally left blank

Condition of Sidewalk Point System

FIELD INVENTORY CATEGORY

Sidewalk	Curb Ramp	Driveway	Crosswalk
0.4	0.25	0.25	0.1

SIDEWALK:

	1				2			3					5				6			
Category Percentage	0.30				0.10			0.40					0.10				0.10			
Cumulative Percentage	0.12				0.04			0.16					0.04				0.04			
	a	b-d, g, h	e	f	a	b	c	ai-av	avi-aix	ax	bi-bv	ci-ciii	a	b	c	d	a	b	c	d
Category Percentage	0.50	0.05	0.10	0.35	0.80	0.15	0.05	0.10	0.20	0.30	0.20	0.20	0.05	0.15	0.30	0.50	0.05	0.15	0.30	0.50
Cumulative Percentage	0.060	0.006	0.012	0.042	0.032	0.006	0.002	0.016	0.032	0.048	0.032	0.032	0.002	0.006	0.012	0.020	0.002	0.006	0.012	0.020
Point Allocation*	60.0	6.0	12.0	42.0	32.0	6.0	2.0	16.0	32.0	48.0	32.0	32.0	2.0	6.0	12.0	20.0	2.0	6.0	12.0	20.0

CURB RAMP:

	1					2		3		4		5		6		7		8				
Category Percentage	0.30					0.05		0.1		0.1		0.1		0.05		0.1		0.2				
Cumulative Percentage	0.08					0.0125		0.025		0.025		0.025		0.0125		0.025		0.05				
	a	b	c	d	e	a-d	e	a	b	a	b	a	b	a	b	a	b	i-iii	iv	v	vi	vii
Category Percentage	0.60	0.20	0.05	0.00	0.15	0	1	0	1	0	1	0	1	0	1	0	1	0.3	0.5	0.2	0	0
Cumulative Percentage	0.045	0.015	0.004	0.000	0.011	0	0.0125	0	0.025	0	0.025	0	0.025	0	0.0125	0	0.025	0.015	0.025	0.01	0	0
Point Allocation*	45.0	15.0	3.8	0.0	11.3	0.0	12.5	0.0	25.0	0.0	25.0	0.0	25.0	0.0	12.5	0.0	25.0	15.0	25.0	10.0	0.0	0.0

DRIVEWAY:

	1				2		3				4				5				6				
Category Percentage	0.3				0.1		0.1				0.1				0.1				0.3				
Cumulative Percentage	0.075				0.025		0.025				0.025				0.025				0.075				
	a-c	d	e	f	a-f	g	a	b	c, d	e	a	b	c, d	e	a	b	c	d	i-v	vi	vii	viii	ix
Category Percentage	0.05	0.15	0.60	0.20	0	1	0.05	0.15	0.3	0.5	0.05	0.15	0.3	0.5	0.3	0.15	0.05	0.5	0.1	0.3	0.4	0.2	0
Cumulative Percentage	0.004	0.011	0.045	0.015	0.000	0.025	0.001	0.004	0.008	0.013	0.001	0.004	0.008	0.013	0.008	0.004	0.001	0.013	0.008	0.023	0.030	0.015	0.000
Point Allocation*	3.8	11.3	45.0	15.0	0.0	25.0	1.3	3.8	7.5	12.5	1.3	3.8	7.5	12.5	7.5	3.8	1.3	12.5	7.5	22.5	30.0	15.0	0.0

CROSSWALK:

	1		2				3		4	
Category Percentage	0.15		0.30				0.15		0.4	
Cumulative Percentage	0.015		0.030				0.015		0.04	
	a	b	a	b	c-d	e	a-f	g	a	b
Category Percentage	0.00	1.00	0.15	0.30	0.05	0.50	0.05	0.95	1.00	0.00
Cumulative Percentage	0.000	0.015	0.005	0.009	0.002	0.015	0.001	0.014	0.04	0
Point Allocation*	0.0	15.0	4.5	9.0	1.5	15.0	0.8	14.3	40.0	0.0

** Assumes a basis of 1000 points is applied to each date point.*

Appendix 2

PGA Results

This page intentionally left blank

Alpine

PGA Results

This page intentionally left blank

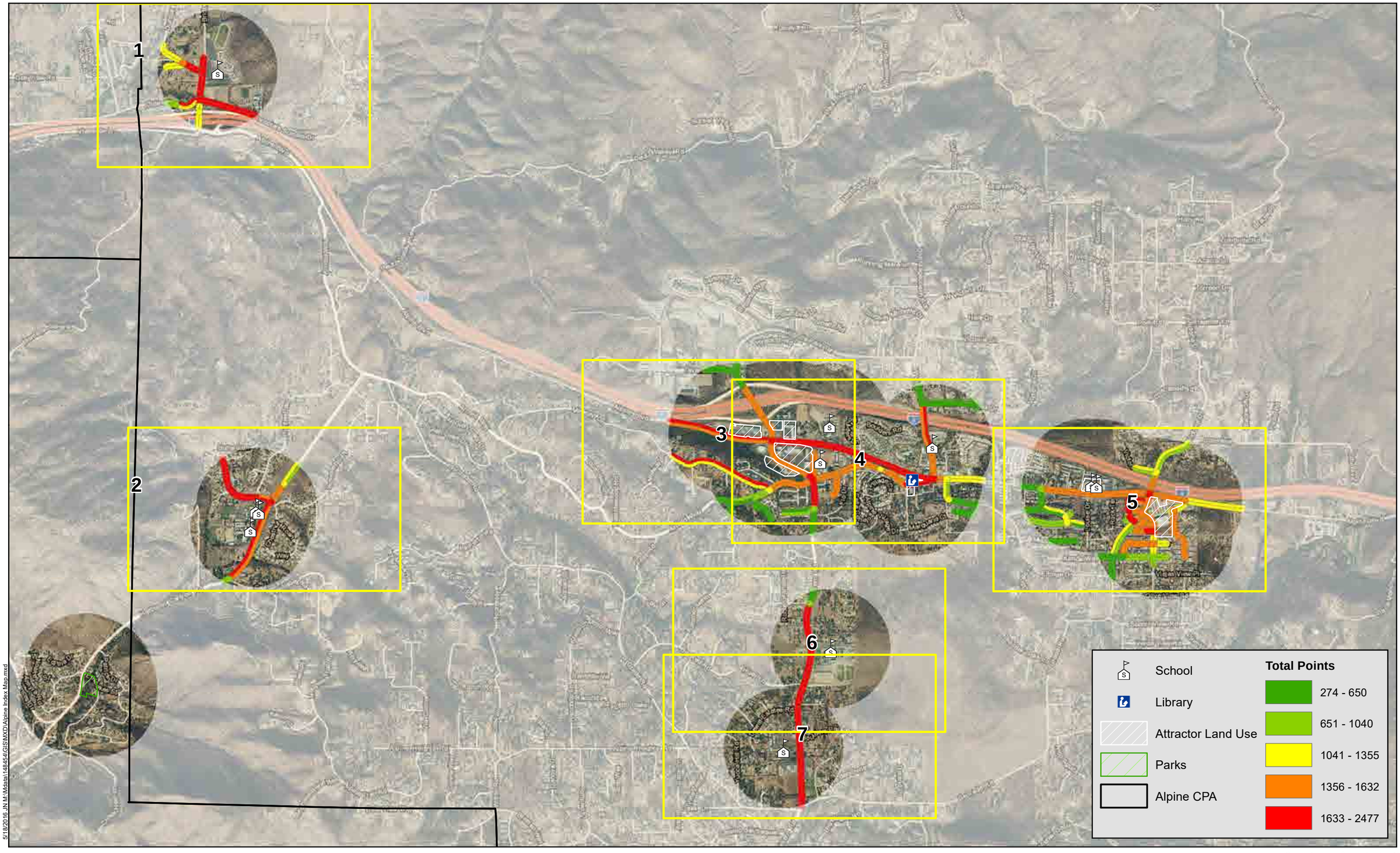

5/18/2016 JN M:\Mdata\148454\GIS\MXD\Alpine Index Map.mxd

Michael Baker INTERNATIONAL

0 2,000 4,000 8,000 Feet

Source: San Diego County, SANDAG, SanGIS, Eagle Aerial, ESRI

San Diego County ATP

Alpine PGA

Index Map

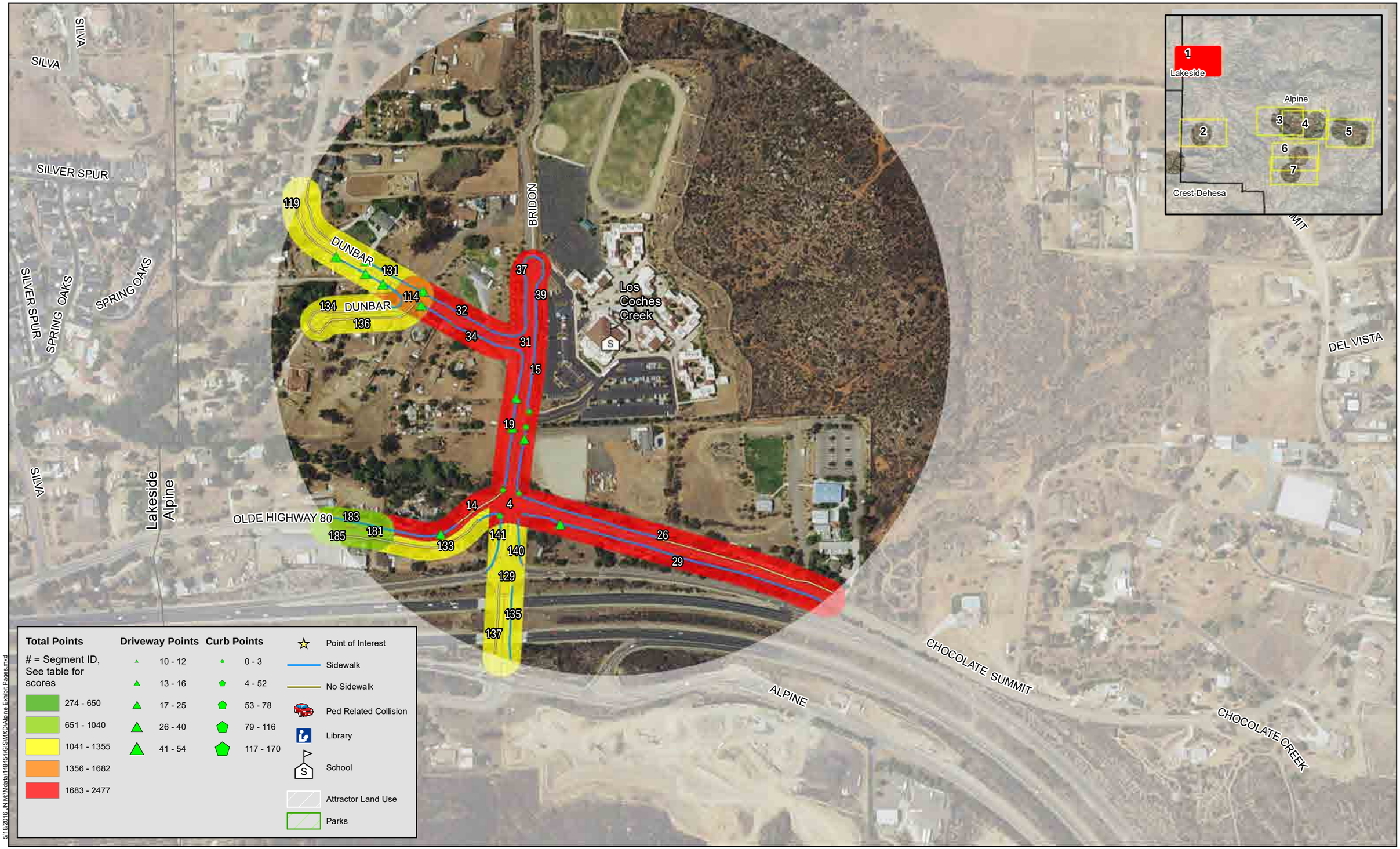

Total Points

= Segment ID, See table for scores

274 - 650	
651 - 1040	
1041 - 1355	
1356 - 1682	
1683 - 2477	

Driveway Points	Curb Points
10 - 12	0 - 3
13 - 16	4 - 52
17 - 25	53 - 78
26 - 40	79 - 116
41 - 54	117 - 170

- Point of Interest
- Sidewalk
- No Sidewalk
- Ped Related Collision
- Library
- School
- Attractor Land Use
- Parks

5/18/2016 J:\M:\Metals\148454\GIS\MXD\Alpine Exhibit Pages.mxd

Michael Baker INTERNATIONAL

0 250 500 1,000 Feet

Source: San Diego County, SANDAG, SanGIS, Eagle Aerial, ESRI

San Diego County ATP

Alpine PGA

Map 1



San Diego County ATP

Alpine PGA

Map 2

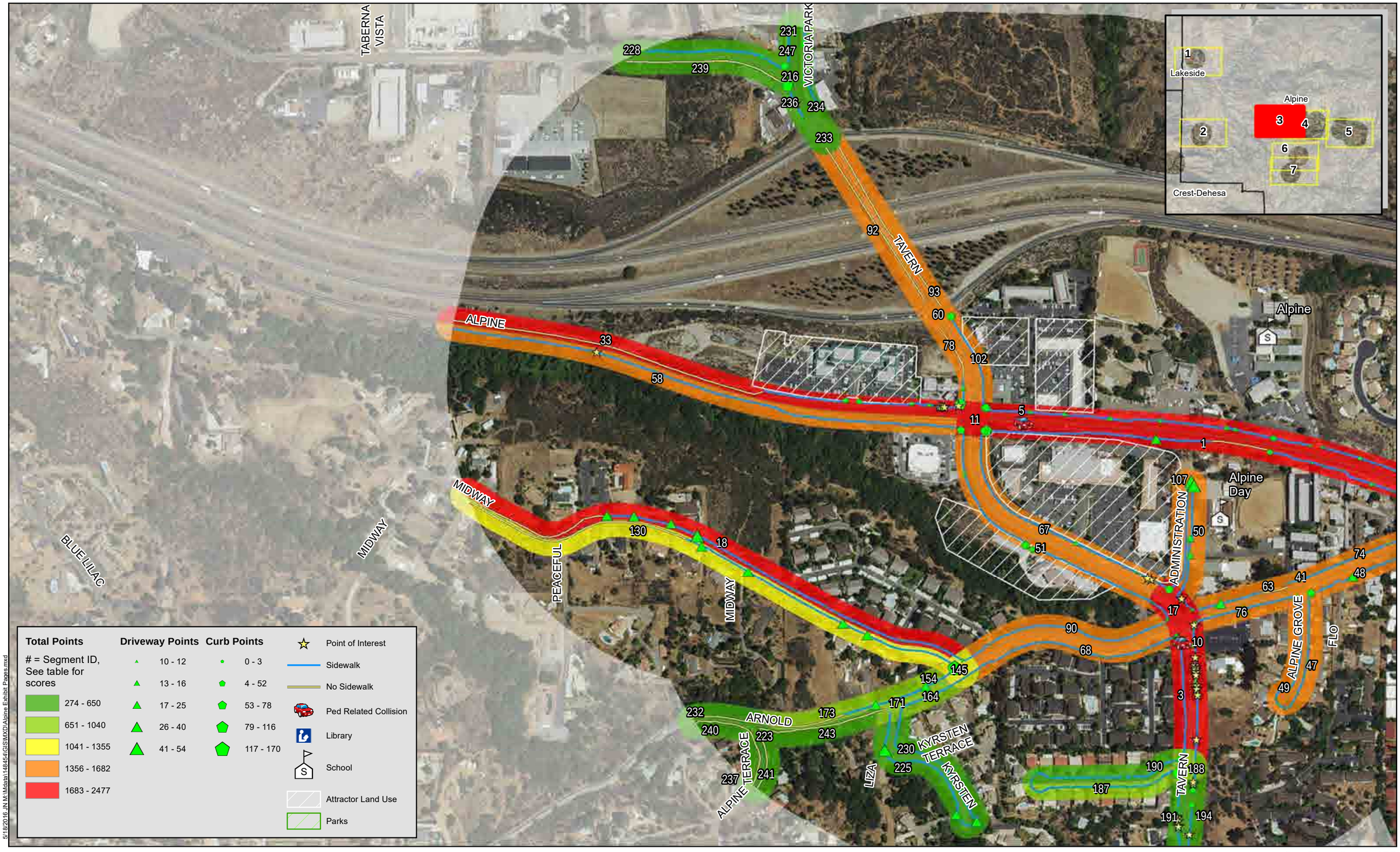

Total Points

= Segment ID, See table for scores

274 - 650	
651 - 1040	
1041 - 1355	
1356 - 1682	
1683 - 2477	

Driveway Points		Curb Points	
	10 - 12		0 - 3
	13 - 16		4 - 52
	17 - 25		53 - 78
	26 - 40		79 - 116
	41 - 54		117 - 170

- Point of Interest
- Sidewalk
- No Sidewalk
- Ped Related Collision
- Library
- School
- Attractor Land Use
- Parks

5/18/2016 JN M:\Data\149454\GIS\MXD\Alpine Exhibit Pages.mxd

Michael Baker INTERNATIONAL

0 250 500 1,000 Feet

Source: San Diego County, SANDAG, SanGIS, Eagle Aerial, ESRI

San Diego County ATP

Alpine PGA

Map 3

Total Points

= Segment ID, See table for scores

274 - 650	
651 - 1040	
1041 - 1355	
1356 - 1682	
1683 - 2477	

Driveway Points	Curb Points
10 - 12	0 - 3
13 - 16	4 - 52
17 - 25	53 - 78
26 - 40	79 - 116
41 - 54	117 - 170

- Point of Interest
- Sidewalk
- No Sidewalk
- Ped Related Collision
- Library
- School
- Attractor Land Use
- Parks



5/18/2016 JN:MM:data\14845\GIS\MXD\Alpine Exhibit Pages.mxd

Michael Baker INTERNATIONAL

0 250 500 1,000 Feet

Source: San Diego County, SANDAG, SanGIS, Eagle Aerial, ESRI

San Diego County ATP

Alpine PGA

Map 4

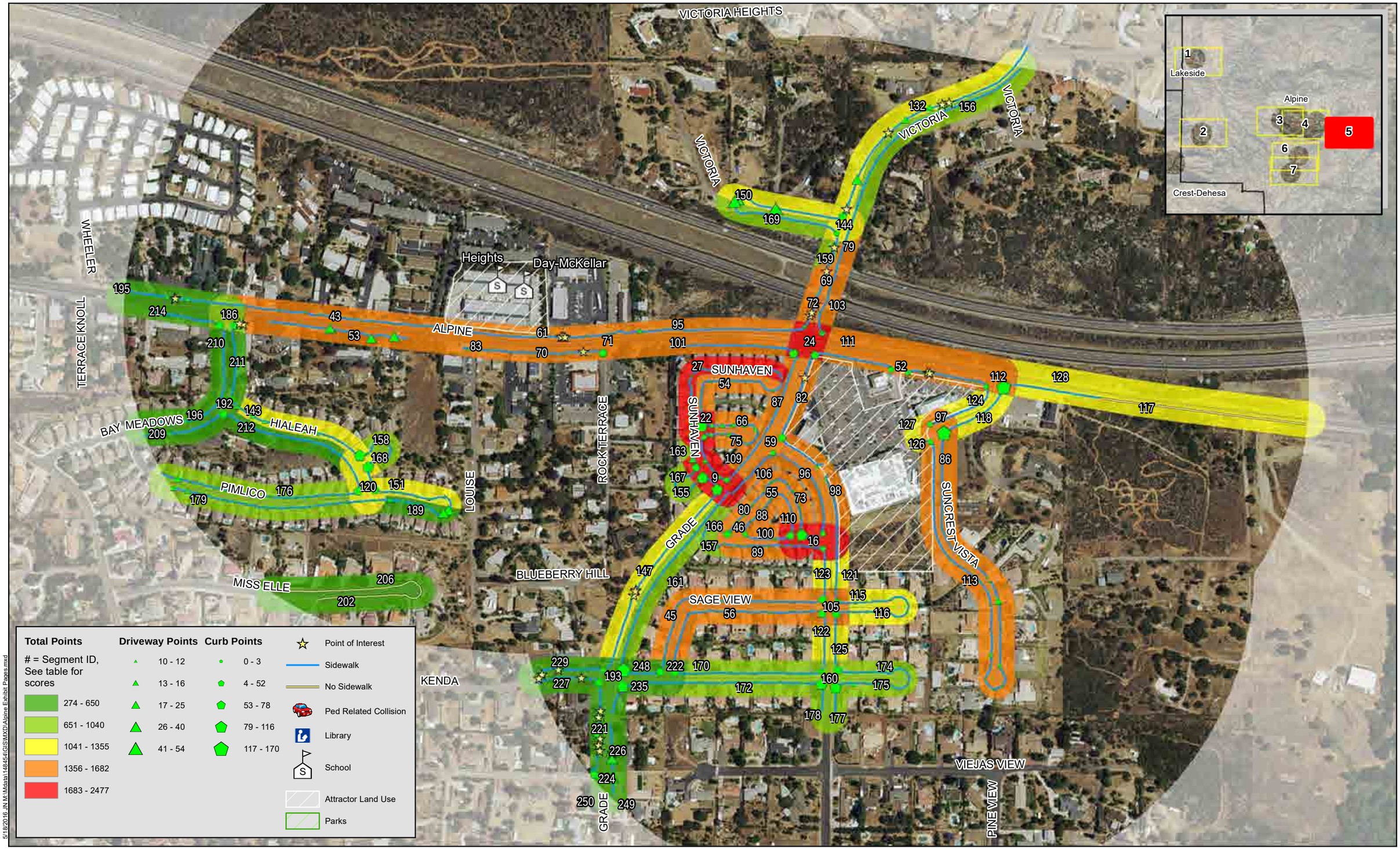

San Diego County ATP

Alpine PGA

Map 5

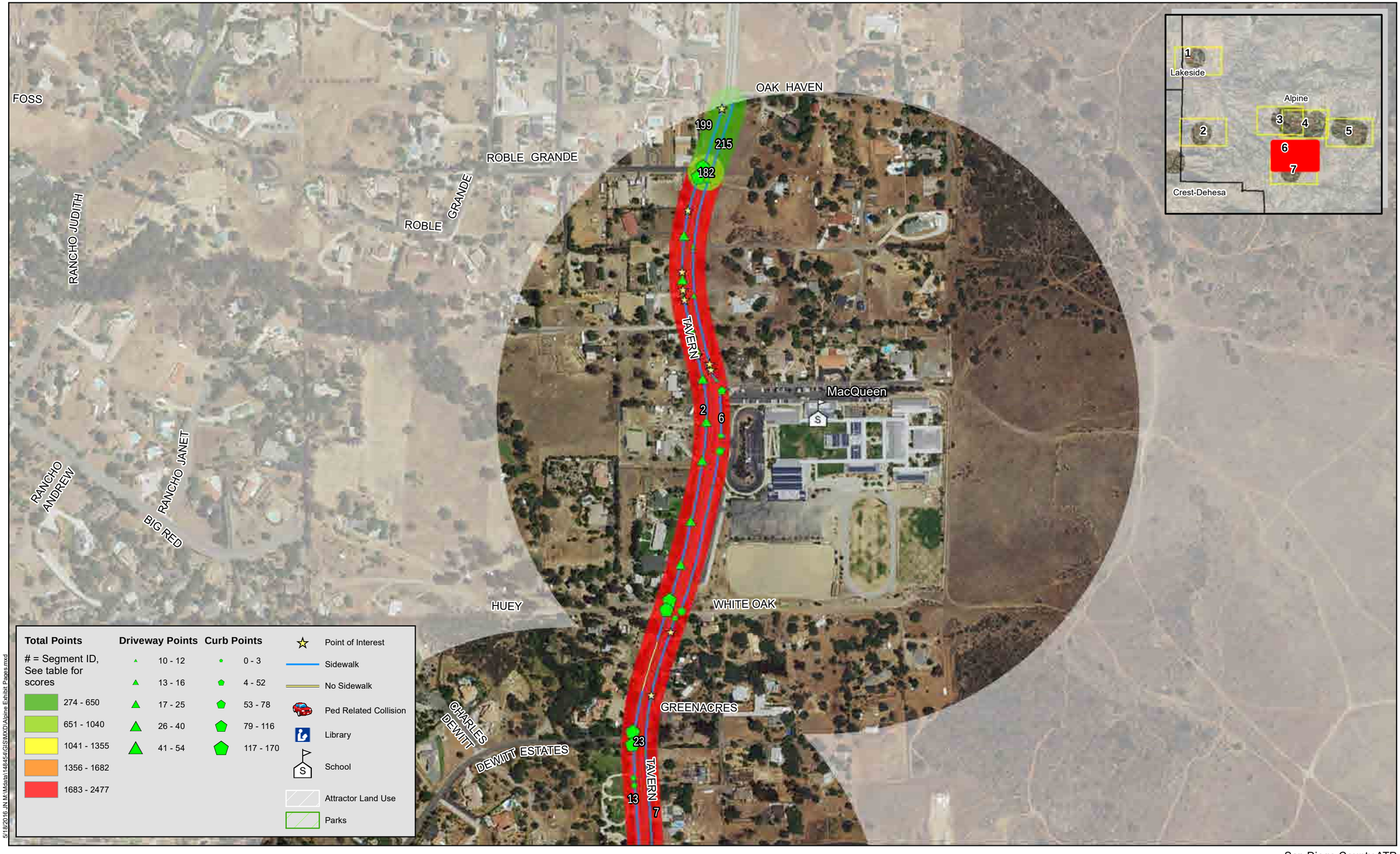

Michael Baker INTERNATIONAL

0 250 500 1,000 Feet

Source: San Diego County, SANDAG, SanGIS, Eagle Aerial, ESRI

San Diego County ATP

Alpine PGA

Map 6

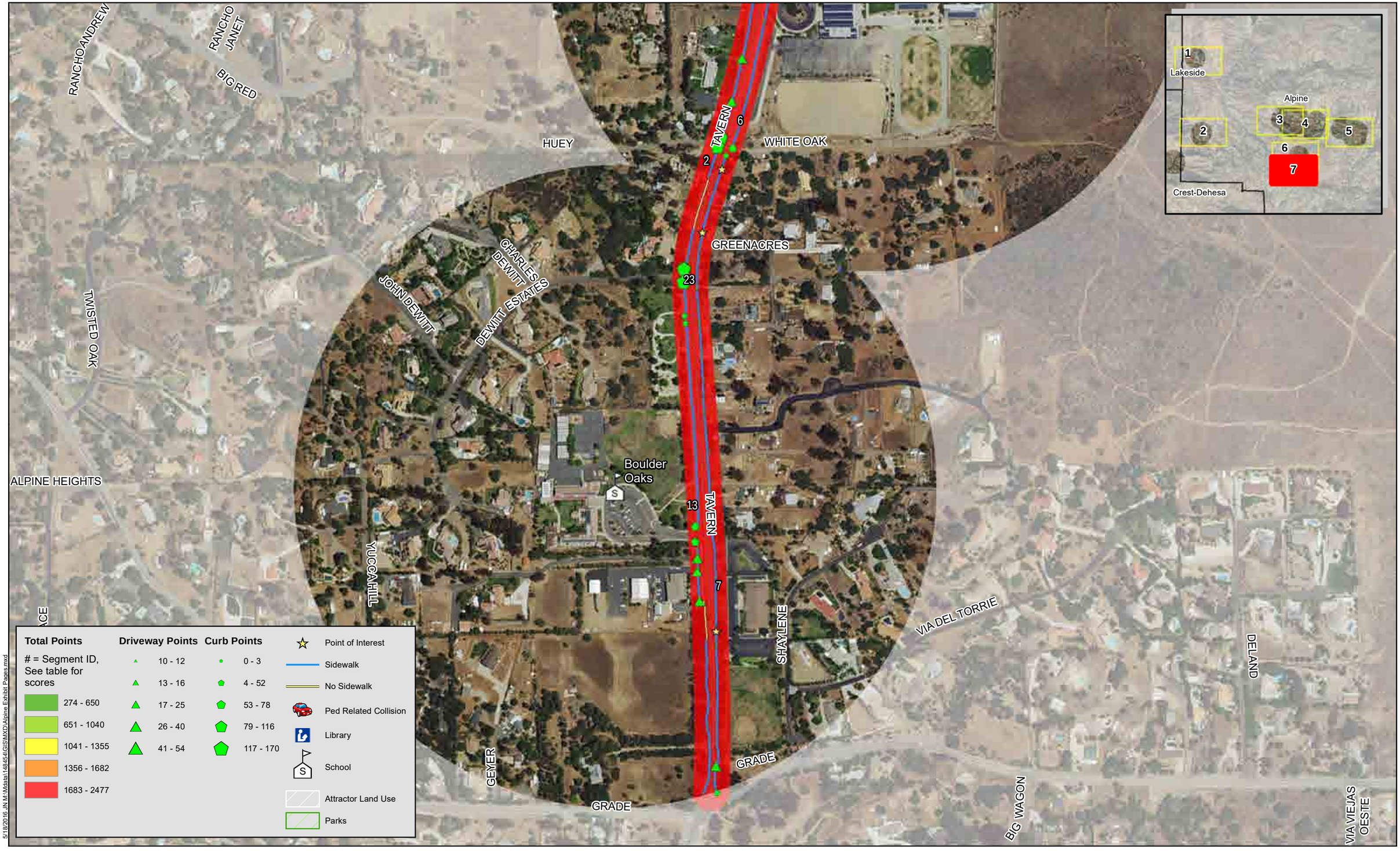

Michael Baker INTERNATIONAL

0 250 500 1,000 Feet

Source: San Diego County, SANDAG, SanGIS, Eagle Aerial, ESRI

San Diego County ATP

Alpine PGA

Map 7

Alpine Point Total

	100%	25%	25%	10%	15%	10%	10%	5%
Score ID	Total Points	Adjusted Field Points	Attractor Score	Diabetes Score	Crash Score	Socioeconomic Score	Project Priority Score	School Score
1	**2477**	403	1000	274	600	0	0	200
2	**2474**	1000	1000	274	0	0	0	200
3	**2085**	11	1000	274	600	0	0	200
4	**1948**	288	1000	310	0	150	0	200
5	**1936**	462	1000	274	0	0	0	200
6	**1899**	425	1000	274	0	0	0	200
7	**1896**	422	1000	274	0	0	0	200
8	**1896**	236	1000	310	0	150	0	200
9	**1865**	391	1000	274	0	0	0	200
10	**1820**	346	1000	274	0	0	0	200
11	**1810**	336	1000	274	0	0	0	200
12	**1807**	147	1000	310	0	150	0	200
13	**1807**	333	1000	274	0	0	0	200
14	**1790**	130	1000	310	0	150	0	200
15	**1783**	123	1000	310	0	150	0	200
16	**1780**	306	1000	274	0	0	0	200
17	**1779**	305	1000	274	0	0	0	200
18	**1773**	299	1000	274	0	0	0	200
19	**1767**	107	1000	310	0	150	0	200
20	**1767**	293	1000	274	0	0	0	200
21	**1762**	102	1000	310	0	150	0	200
22	**1762**	288	1000	274	0	0	0	200
23	**1760**	286	1000	274	0	0	0	200
24	**1751**	277	1000	274	0	0	0	200
25	**1751**	91	1000	310	0	150	0	200
26	**1749**	89	1000	310	0	150	0	200
27	**1746**	272	1000	274	0	0	0	200
28	**1728**	68	1000	310	0	150	0	200
29	**1727**	67	1000	310	0	150	0	200
30	**1726**	252	1000	274	0	0	0	200
31	**1718**	58	1000	310	0	150	0	200
32	**1715**	55	1000	310	0	150	0	200
33	**1712**	238	1000	274	0	0	0	200
34	**1709**	49	1000	310	0	150	0	200
35	**1705**	45	1000	310	0	150	0	200
36	**1702**	228	1000	274	0	0	0	200
37	**1701**	41	1000	310	0	150	0	200

Alpine Point Total

	100%	25%	25%	10%	15%	10%	10%	5%
Score ID	Total Points	Adjusted Field Points	Attractor Score	Diabetes Score	Crash Score	Socioeconomic Score	Project Priority Score	School Score
38	**1699**	225	1000	274	0	0	0	200
39	**1690**	30	1000	310	0	150	0	200
40	**1683**	23	1000	310	0	150	0	200
41	**1678**	204	1000	274	0	0	0	200
42	**1676**	16	1000	310	0	150	0	200
43	**1652**	178	1000	274	0	0	0	200
44	**1649**	175	1000	274	0	0	0	200
45	**1649**	175	1000	274	0	0	0	200
46	**1645**	171	1000	274	0	0	0	200
47	**1645**	171	1000	274	0	0	0	200
48	**1638**	164	1000	274	0	0	0	200
49	**1623**	149	1000	274	0	0	0	200
50	**1622**	148	1000	274	0	0	0	200
51	**1610**	136	1000	274	0	0	0	200
52	**1607**	133	1000	274	0	0	0	200
53	**1607**	133	1000	274	0	0	0	200
54	**1605**	131	1000	274	0	0	0	200
55	**1603**	129	1000	274	0	0	0	200
56	**1603**	129	1000	274	0	0	0	200
57	**1602**	128	1000	274	0	0	0	200
58	**1598**	124	1000	274	0	0	0	200
59	**1592**	118	1000	274	0	0	0	200
60	**1589**	115	1000	274	0	0	0	200
61	**1588**	114	1000	274	0	0	0	200
62	**1578**	104	1000	274	0	0	0	200
63	**1575**	101	1000	274	0	0	0	200
64	**1574**	100	1000	274	0	0	0	200
65	**1573**	99	1000	274	0	0	0	200
66	**1572**	98	1000	274	0	0	0	200
67	**1563**	89	1000	274	0	0	0	200
68	**1561**	87	1000	274	0	0	0	200
69	**1557**	83	1000	274	0	0	0	200
70	**1555**	81	1000	274	0	0	0	200
71	**1553**	79	1000	274	0	0	0	200
72	**1551**	77	1000	274	0	0	0	200
73	**1548**	74	1000	274	0	0	0	200
74	**1546**	72	1000	274	0	0	0	200

Alpine Point Total

	100%	25%	25%	10%	15%	10%	10%	5%
Score ID	Total Points	Adjusted Field Points	Attractor Score	Diabetes Score	Crash Score	Socioeconomic Score	Project Priority Score	School Score
75	**1545**	71	1000	274	0	0	0	200
76	**1544**	70	1000	274	0	0	0	200
77	**1538**	64	1000	274	0	0	0	200
78	**1536**	62	1000	274	0	0	0	200
79	**1530**	56	1000	274	0	0	0	200
80	**1525**	51	1000	274	0	0	0	200
81	**1525**	51	1000	274	0	0	0	200
82	**1524**	50	1000	274	0	0	0	200
83	**1524**	50	1000	274	0	0	0	200
84	**1522**	48	1000	274	0	0	0	200
85	**1519**	45	1000	274	0	0	0	200
86	**1517**	243	1000	274	0	0	0	0
87	**1516**	42	1000	274	0	0	0	200
88	**1515**	41	1000	274	0	0	0	200
89	**1515**	41	1000	274	0	0	0	200
90	**1515**	41	1000	274	0	0	0	200
91	**1515**	41	1000	274	0	0	0	200
92	**1508**	34	1000	274	0	0	0	200
93	**1508**	34	1000	274	0	0	0	200
94	**1508**	34	1000	274	0	0	0	200
95	**1508**	34	1000	274	0	0	0	200
96	**1506**	32	1000	274	0	0	0	200
97	**1503**	229	1000	274	0	0	0	0
98	**1501**	27	1000	274	0	0	0	200
99	**1500**	26	1000	274	0	0	0	200
100	**1499**	25	1000	274	0	0	0	200
101	**1499**	25	1000	274	0	0	0	200
102	**1498**	24	1000	274	0	0	0	200
103	**1497**	23	1000	274	0	0	0	200
104	**1497**	23	1000	274	0	0	0	200
105	**1496**	222	1000	274	0	0	0	0
106	**1494**	20	1000	274	0	0	0	200
107	**1494**	20	1000	274	0	0	0	200
108	**1492**	18	1000	274	0	0	0	200
109	**1485**	11	1000	274	0	0	0	200
110	**1483**	9	1000	274	0	0	0	200
111	**1474**	0	1000	274	0	0	0	200

Alpine Point Total

	100%	25%	25%	10%	15%	10%	10%	5%
Score ID	Total Points	Adjusted Field Points	Attractor Score	Diabetes Score	Crash Score	Socioeconomic Score	Project Priority Score	School Score
112	**1437**	163	1000	274	0	0	0	0
113	**1403**	129	1000	274	0	0	0	0
114	**1384**	224	500	310	0	150	0	200
115	**1356**	82	1000	274	0	0	0	0
116	**1354**	80	1000	274	0	0	0	0
117	**1325**	51	1000	274	0	0	0	0
118	**1321**	47	1000	274	0	0	0	0
119	**1318**	158	500	310	0	150	0	200
120	**1302**	328	500	274	0	0	0	200
121	**1290**	16	1000	274	0	0	0	0
122	**1283**	9	1000	274	0	0	0	0
123	**1283**	9	1000	274	0	0	0	0
124	**1283**	9	1000	274	0	0	0	0
125	**1283**	9	1000	274	0	0	0	0
126	**1274**	0	1000	274	0	0	0	0
127	**1274**	0	1000	274	0	0	0	0
128	**1274**	0	1000	274	0	0	0	0
129	**1254**	94	500	310	0	150	0	200
130	**1243**	269	500	274	0	0	0	200
131	**1238**	78	500	310	0	150	0	200
132	**1224**	250	500	274	0	0	0	200
133	**1217**	57	500	310	0	150	0	200
134	**1217**	57	500	310	0	150	0	200
135	**1198**	38	500	310	0	150	0	200
136	**1194**	34	500	310	0	150	0	200
137	**1194**	34	500	310	0	150	0	200
138	**1194**	34	500	310	0	150	0	200
139	**1189**	215	500	274	0	0	0	200
140	**1183**	23	500	310	0	150	0	200
141	**1183**	23	500	310	0	150	0	200
142	**1176**	16	500	310	0	150	0	200
143	**1153**	179	500	274	0	0	0	200
144	**1152**	178	500	274	0	0	0	200
145	**1152**	178	500	274	0	0	0	200
146	**1130**	156	500	274	0	0	0	200
147	**1127**	153	500	274	0	0	0	200
148	**1114**	140	500	274	0	0	0	200

Alpine Point Total

	100%	25%	25%	10%	15%	10%	10%	5%
Score ID	Total Points	Adjusted Field Points	Attractor Score	Diabetes Score	Crash Score	Socioeconomic Score	Project Priority Score	School Score
149	**1106**	132	500	274	0	0	0	200
150	**1097**	123	500	274	0	0	0	200
151	**1079**	105	500	274	0	0	0	200
152	**1078**	104	500	274	0	0	0	200
153	**1065**	91	500	274	0	0	0	200
154	**1041**	67	500	274	0	0	0	200
155	**1038**	64	500	274	0	0	0	200
156	**1038**	64	500	274	0	0	0	200
157	**1032**	58	500	274	0	0	0	200
158	**1032**	58	500	274	0	0	0	200
159	**1026**	52	500	274	0	0	0	200
160	**1023**	249	500	274	0	0	0	0
161	**1015**	41	500	274	0	0	0	200
162	**1008**	34	500	274	0	0	0	200
163	**996**	22	500	274	0	0	0	200
164	**994**	20	500	274	0	0	0	200
165	**992**	18	500	274	0	0	0	200
166	**983**	9	500	274	0	0	0	200
167	**983**	9	500	274	0	0	0	200
168	**983**	9	500	274	0	0	0	200
169	**981**	7	500	274	0	0	0	200
170	**937**	163	500	274	0	0	0	0
171	**914**	140	500	274	0	0	0	0
172	**892**	118	500	274	0	0	0	0
173	**875**	101	500	274	0	0	0	0
174	**858**	84	500	274	0	0	0	0
175	**854**	80	500	274	0	0	0	0
176	**791**	317	0	274	0	0	0	200
177	**784**	10	500	274	0	0	0	0
178	**783**	9	500	274	0	0	0	0
179	**771**	297	0	274	0	0	0	200
180	**761**	101	0	310	0	150	0	200
181	**732**	72	0	310	0	150	0	200
182	**710**	236	0	274	0	0	0	200
183	**698**	38	0	310	0	150	0	200
184	**694**	34	0	310	0	150	0	200
185	**694**	34	0	310	0	150	0	200

Alpine Point Total

	100%	25%	25%	10%	15%	10%	10%	5%
Score ID	Total Points	Adjusted Field Points	Attractor Score	Diabetes Score	Crash Score	Socioeconomic Score	Project Priority Score	School Score
186	**693**	219	0	274	0	0	0	200
187	**668**	194	0	274	0	0	0	200
188	**667**	193	0	274	0	0	0	200
189	**651**	177	0	274	0	0	0	200
190	**634**	160	0	274	0	0	0	200
191	**631**	157	0	274	0	0	0	200
192	**628**	154	0	274	0	0	0	200
193	**618**	344	0	274	0	0	0	0
194	**615**	141	0	274	0	0	0	200
195	**605**	131	0	274	0	0	0	200
196	**598**	124	0	274	0	0	0	200
197	**576**	102	0	274	0	0	0	200
198	**540**	66	0	274	0	0	0	200
199	**538**	64	0	274	0	0	0	200
200	**508**	34	0	274	0	0	0	200
201	**508**	34	0	274	0	0	0	200
202	**508**	34	0	274	0	0	0	200
203	**508**	34	0	274	0	0	0	200
204	**508**	34	0	274	0	0	0	200
205	**508**	34	0	274	0	0	0	200
206	**508**	34	0	274	0	0	0	200
207	**508**	34	0	274	0	0	0	200
208	**508**	34	0	274	0	0	0	200
209	**508**	34	0	274	0	0	0	200
210	**505**	31	0	274	0	0	0	200
211	**502**	28	0	274	0	0	0	200
212	**497**	23	0	274	0	0	0	200
213	**497**	23	0	274	0	0	0	200
214	**490**	16	0	274	0	0	0	200
215	**487**	13	0	274	0	0	0	200
216	**486**	212	0	274	0	0	0	0
217	**474**	0	0	274	0	0	0	200
218	**474**	0	0	274	0	0	0	200
219	**474**	0	0	274	0	0	0	200
220	**456**	182	0	274	0	0	0	0
221	**441**	167	0	274	0	0	0	0
222	**426**	152	0	274	0	0	0	0

Alpine Point Total

	100%	25%	25%	10%	15%	10%	10%	5%
Score ID	Total Points	Adjusted Field Points	Attractor Score	Diabetes Score	Crash Score	Socioeconomic Score	Project Priority Score	School Score
223	**410**	136	0	274	0	0	0	0
224	**407**	133	0	274	0	0	0	0
225	**398**	124	0	274	0	0	0	0
226	**393**	119	0	274	0	0	0	0
227	**368**	94	0	274	0	0	0	0
228	**367**	93	0	274	0	0	0	0
229	**364**	90	0	274	0	0	0	0
230	**356**	82	0	274	0	0	0	0
231	**346**	72	0	274	0	0	0	0
232	**342**	68	0	274	0	0	0	0
233	**342**	68	0	274	0	0	0	0
234	**327**	53	0	274	0	0	0	0
235	**318**	44	0	274	0	0	0	0
236	**311**	37	0	274	0	0	0	0
237	**308**	34	0	274	0	0	0	0
238	**308**	34	0	274	0	0	0	0
239	**308**	34	0	274	0	0	0	0
240	**308**	34	0	274	0	0	0	0
241	**308**	34	0	274	0	0	0	0
242	**308**	34	0	274	0	0	0	0
243	**308**	34	0	274	0	0	0	0
244	**308**	34	0	274	0	0	0	0
245	**288**	14	0	274	0	0	0	0
246	**288**	14	0	274	0	0	0	0
247	**285**	11	0	274	0	0	0	0
248	**283**	9	0	274	0	0	0	0
249	**274**	0	0	274	0	0	0	0
250	**274**	0	0	274	0	0	0	0
251	**274**	0	0	274	0	0	0	0

This page intentionally left blank

Barona

PGA Results

This page intentionally left blank


Ramona
Barona
Central Mountain
Lakeside
Alpine
4
5
12
11
6
8
9
3
2
1
10
7
WILDCAT CANYON
Barona
Lakeside
Total Points
= Segment ID, See table for scores
0 - 1648
1649 - 1992
1993 - 2199
2200 - 2281
2282 - 2548
Driveway Points
28 - 39
40 - 49
50 - 59
60 - 70
Sidewalk
No Sidewalk
Ped Related Collision
Library
School
S
Attractor Land Use
Parks
4/11/2016 JN M:\Mdata\148454\GIS\MXD\Barona Exhibits Pages.mxd
Michael Baker INTERNATIONAL
0
250
500
1,000
Feet
Source: San Diego County, SANDAG, SanGIS, Eagle Aerial, ESRI
San Diego County ATP
Barona PGA
Map 1

Barona Point Total

	100%	25%	25%	10%	15%	10%	10%	5%
Score ID	Total Points	Adjusted Field Points	Attractor Score	Diabetes Score	Crash Score	Socioeconomic Score	Project Priority Score	School Score
1	**2548**	1000	1000	148	0	200	0	200
2	**2515**	967	1000	148	0	200	0	200
3	**2281**	733	1000	148	0	200	0	200
4	**2281**	733	1000	148	0	200	0	200
5	**2200**	652	1000	148	0	200	0	200
6	**2171**	823	1000	148	0	200	0	0
7	**2071**	523	1000	148	0	200	0	200
8	**1993**	445	1000	148	0	200	0	200
9	**1849**	301	1000	148	0	200	0	200
10	**1849**	301	1000	148	0	200	0	200
11	**1649**	301	1000	148	0	200	0	0
12	**1649**	301	1000	148	0	200	0	0

This page intentionally left blank

Bonsall

PGA Results

This page intentionally left blank

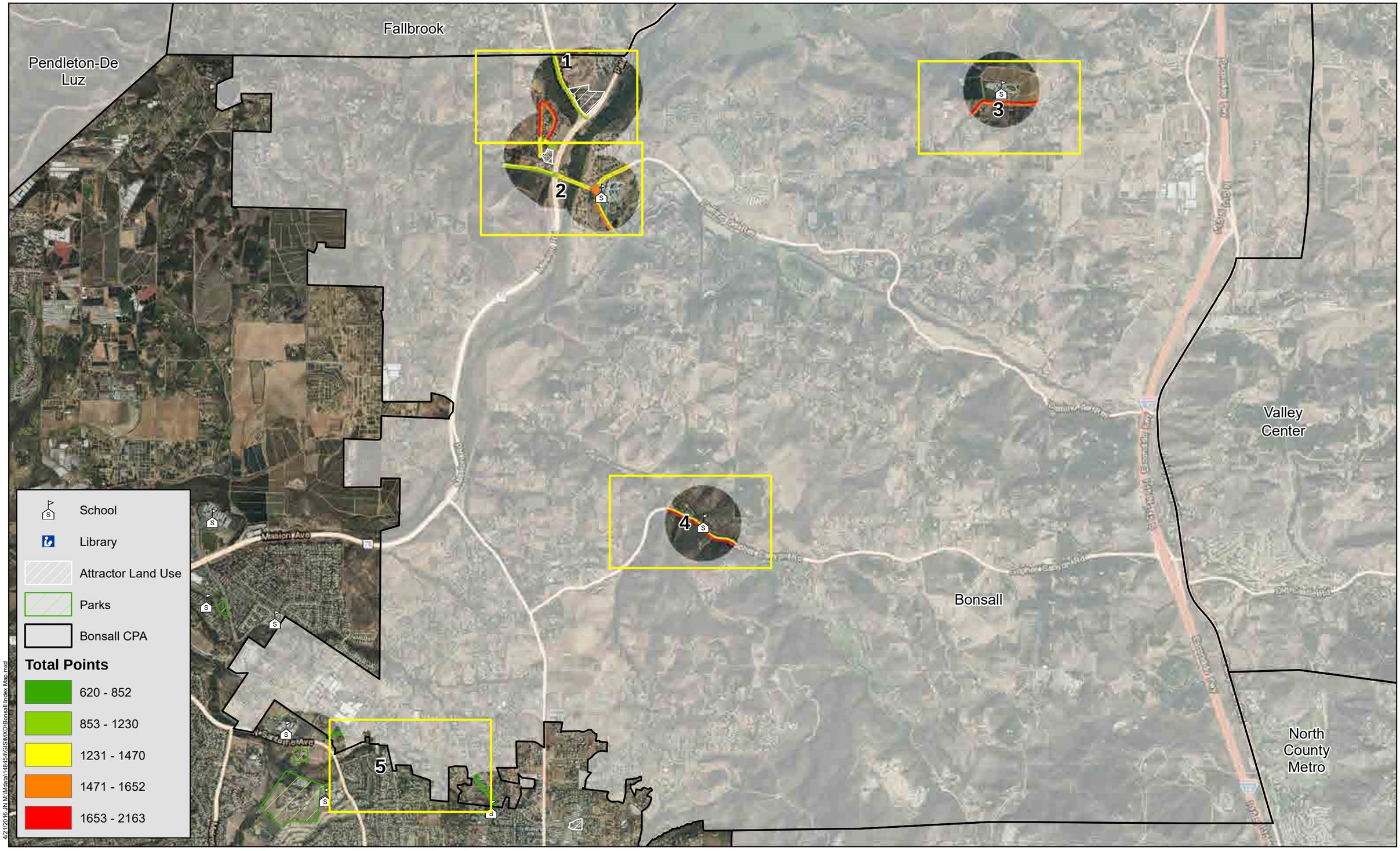

4/21/2016 J:\N:\Mdata\148454\GIS\MXD\Bonsall Index Map.mxd

Source: San Diego County, SANDAG, SanGIS, Eagle Aerial, ESRI

Michael Baker INTERNATIONAL

San Diego County ATP

Bonsall PGA

Index Map


GATEVIEW
SHAMROCK
OLIVE HILL
OLIVE HILL
SWEETGRASS
Fallbrook
Bonsall
MISSION
20
14
RIO VALLE
1
7
TRIPLE CROWN
RIO VALLE
MISSION
MISSION
17
32
15
25
23
21
18
19
PALA
LILAC
FAIRGREEN
Fallbrook
1
2
3
Bonsall
Valley Center
4
5
Total Points
= Segment ID, See table for scores
620 - 852
853 - 1230
1231 - 1470
1471 - 1652
1653 - 2163
Driveway Points
10 - 12
13 - 28
29 - 48
49 - 70
Curb Points
0 - 16
17 - 41
42 - 66
67 - 92
Point of Interest
Sidewalk
No Sidewalk
Ped Related Collision
Library
School
Attractor Land Use
Parks
4/21/2016 JN M:\Mdata\148454\GIS\MXD\Bonsall Exhibit Pages.mxd
Michael Baker INTERNATIONAL
0 250 500 1,000 Feet
Source: San Diego County, SANDAG, SanGIS, Eagle Aerial, ESRI
San Diego County ATP
Bonsall PGA
Map 1



San Diego County ATP

Bonsall PGA

Map 2

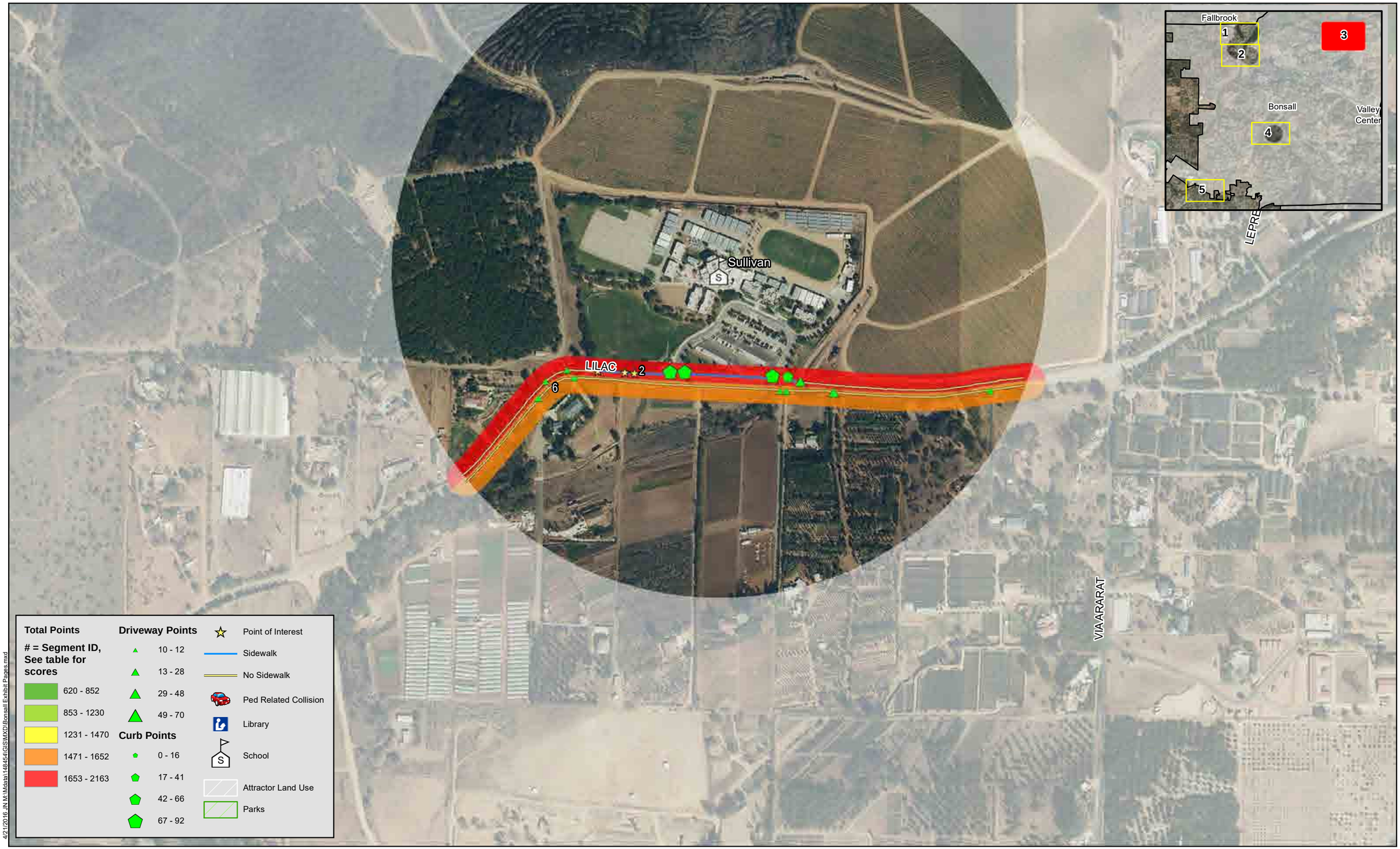

4/21/2016 J:\N:\Mdata\14845\GIS\MXD\Bonsall Exhibit Pages.mxd

Michael Baker INTERNATIONAL

0 250 500 1,000 Feet

Source: San Diego County, SANDAG, SanGIS, Eagle Aerial, ESRI

San Diego County ATP

Bonsall PGA

Map 3



Michael Baker INTERNATIONAL

0 250 500 1,000 Feet

Source: San Diego County, SANDAG, SanGIS, Eagle Aerial, ESRI

San Diego County ATP

Bonsall PGA

Map 4



San Diego County ATP

Bonsall PGA

Map 5

Bonsall Point Total

	100%	25%	25%	10%	15%	10%	10%	5%
Score ID	Total Points	Adjusted Field Points	Attractor Score	Diabetes Score	Crash Score	Socioeconomic Score	Project Priority Score	School Score
1	**2163**	1000	1000	163	0	0	0	0
2	**1808**	445	1000	163	0	0	0	200
3	**1766**	85	1000	181	0	300	0	200
4	**1653**	290	1000	163	0	0	0	200
5	**1557**	194	1000	163	0	0	0	200
6	**1556**	193	1000	163	0	0	0	200
7	**1493**	830	500	163	0	0	0	0
8	**1471**	108	1000	163	0	0	0	200
9	**1447**	84	1000	163	0	0	0	200
10	**1426**	63	1000	163	0	0	0	200
11	**1423**	60	1000	163	0	0	0	200
12	**1419**	56	1000	163	0	0	0	200
13	**1410**	47	1000	163	0	0	0	200
14	**1383**	220	1000	163	0	0	0	0
15	**1372**	209	1000	163	0	0	0	0
16	**1367**	204	1000	163	0	0	0	0
17	**1363**	200	1000	163	0	0	0	0
18	**1352**	189	1000	163	0	0	0	0
19	**1327**	164	1000	163	0	0	0	0
20	**1230**	67	1000	163	0	0	0	0
21	**1230**	67	1000	163	0	0	0	0
22	**1222**	59	1000	163	0	0	0	0
23	**1219**	56	1000	163	0	0	0	0
24	**1195**	32	1000	163	0	0	0	0
25	**1176**	13	1000	163	0	0	0	0
26	**852**	171	0	181	0	300	0	200
27	**801**	120	0	181	0	300	0	200
28	**763**	82	0	181	0	300	0	200
29	**729**	48	0	181	0	300	0	200
30	**713**	32	0	181	0	300	0	200
31	**713**	32	0	181	0	300	0	200
32	**674**	11	500	163	0	0	0	0
33	**621**	48	0	173	0	200	0	200

This page intentionally left blank

Central Mountain

PGA Results

This page intentionally left blank

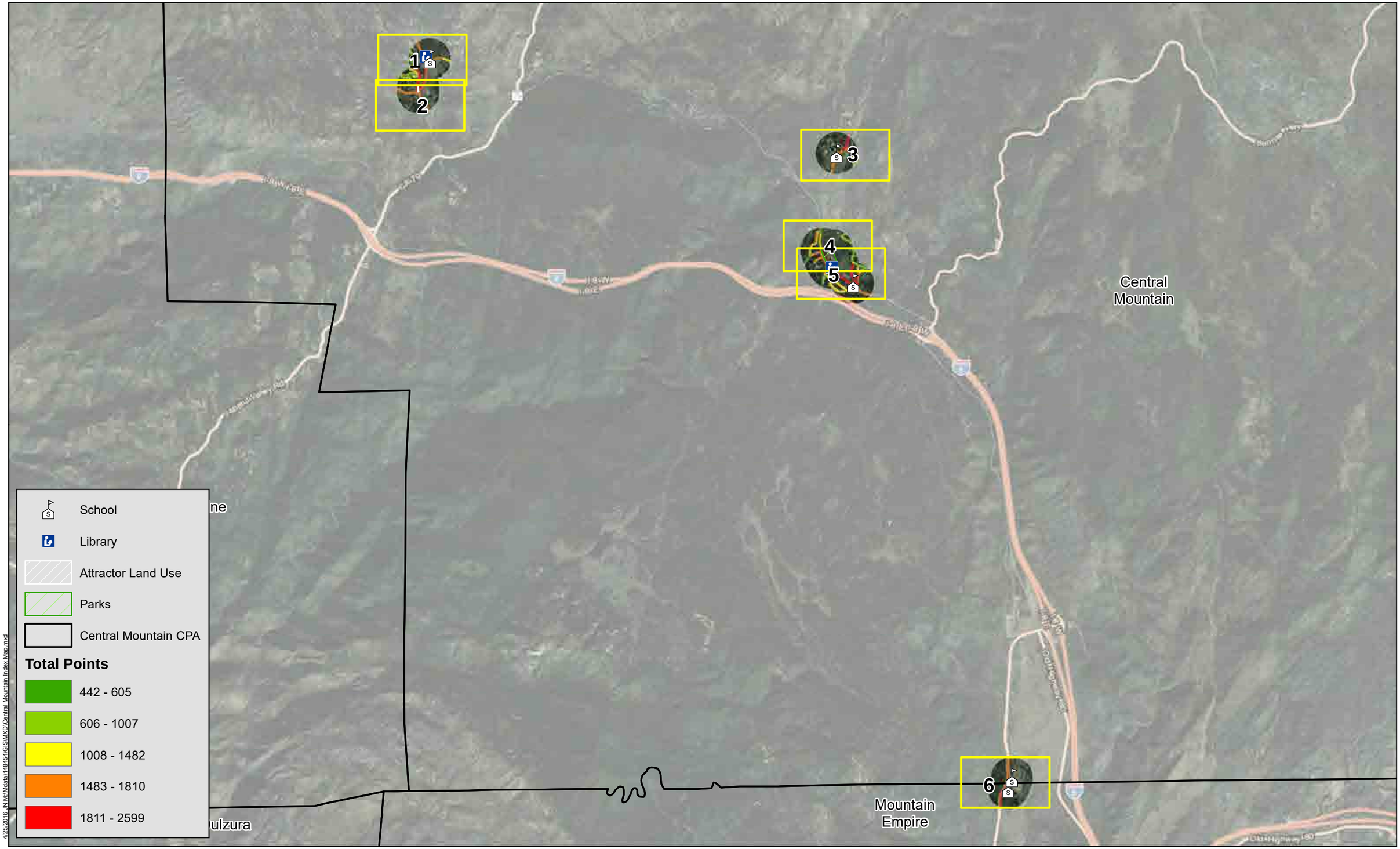

4/25/2016 J:\N M:\Metals\148454\GIS\MXD\Central Mountain Index Map.mxd

Michael Baker INTERNATIONAL

0 2,000 4,000 8,000 Feet

Source: San Diego County, SANDAG, SanGIS, Eagle Aerial, ESRI

San Diego County ATP

Central Mountain PGA

Index Map

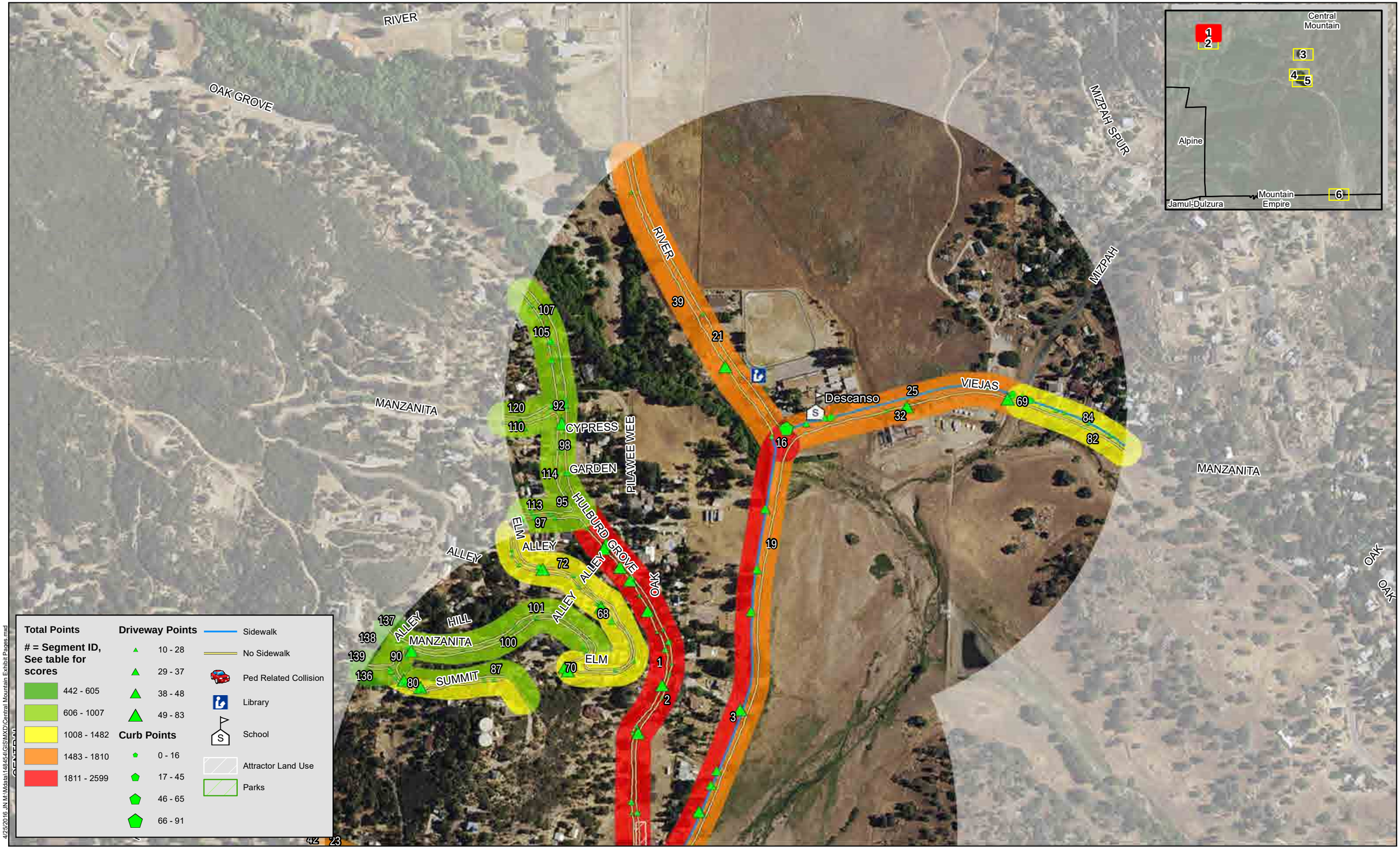

4/25/2016 J:\M\Mdata\14845\GIS\MXD\Central Mountain Exhibit Pages.mxd

Michael Baker INTERNATIONAL

0 250 500 1,000 Feet

Source: San Diego County, SANDAG, SanGIS, Eagle Aerial, ESRI

San Diego County ATP

Central Mountain PGA

Map 1

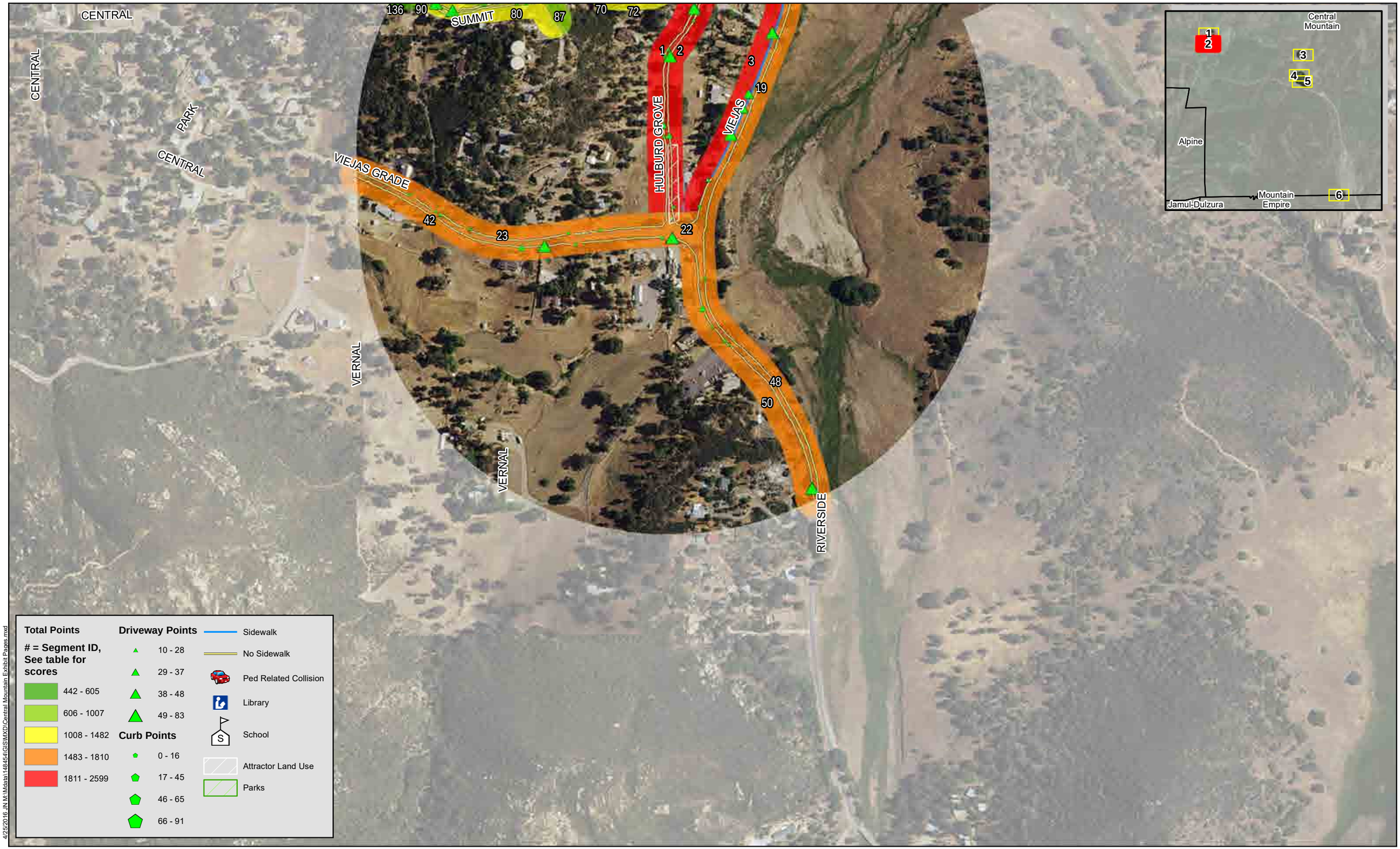

Michael Baker INTERNATIONAL

0 250 500 1,000 Feet

Source: San Diego County, SANDAG, SanGIS, Eagle Aerial, ESRI

San Diego County ATP

Central Mountain PGA

Map 2



4/25/2016 J:\M\Mdata\148454\GIS\MXD\Central Mountain Exhibit Pages.mxd

Michael Baker INTERNATIONAL

0 250 500 1,000 Feet

Source: San Diego County, SANDAG, SanGIS, Eagle Aerial, ESRI

San Diego County ATP

Central Mountain PGA

Map 3

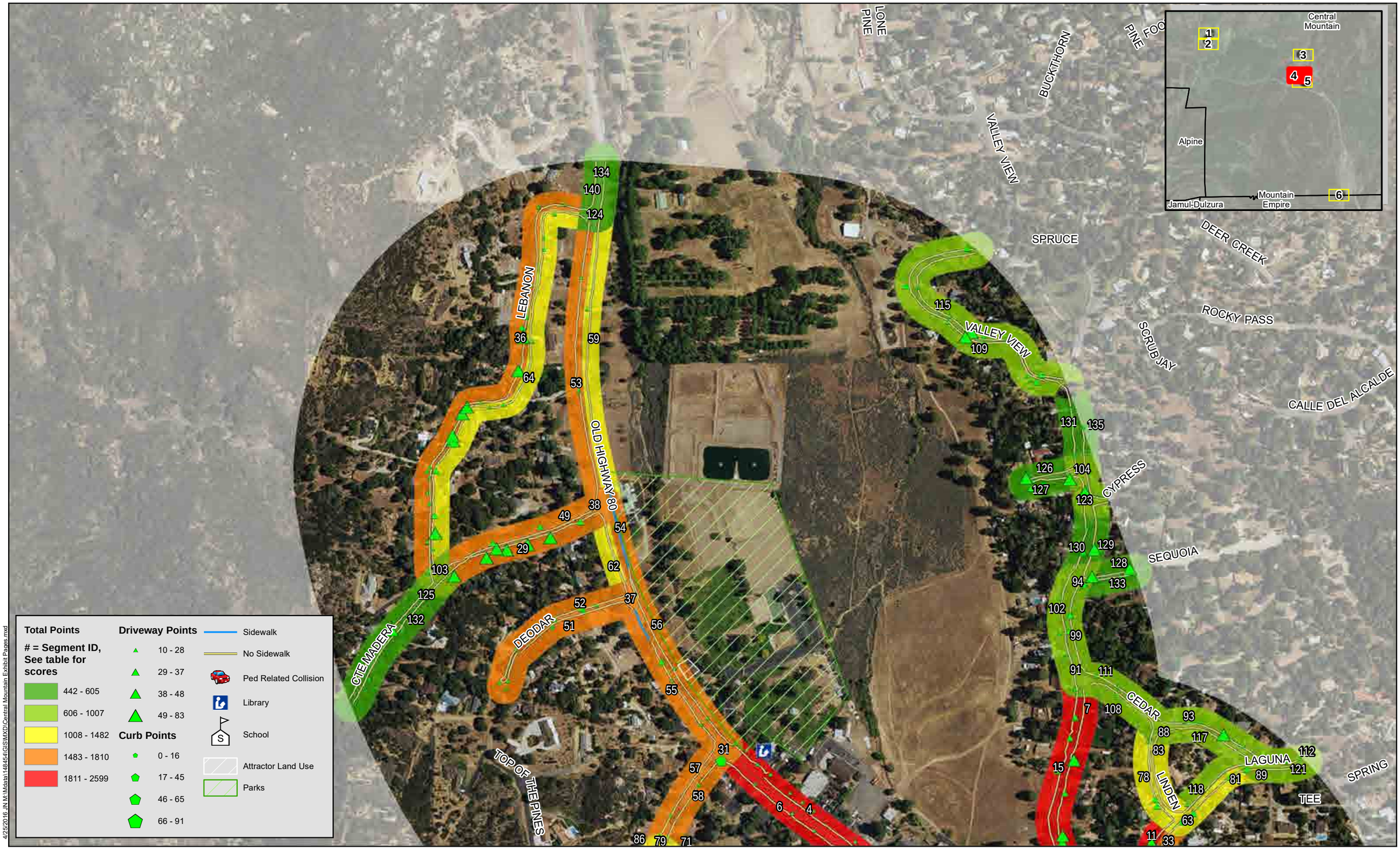

4/25/2016 J:\N M\Mata\148454\GIS\MXD\Central Mountain Exhibit Pages.mxd

Michael Baker INTERNATIONAL

0 250 500 1,000 Feet

Source: San Diego County, SANDAG, SanGIS, Eagle Aerial, ESRI

San Diego County ATP

Central Mountain PGA

Map 4

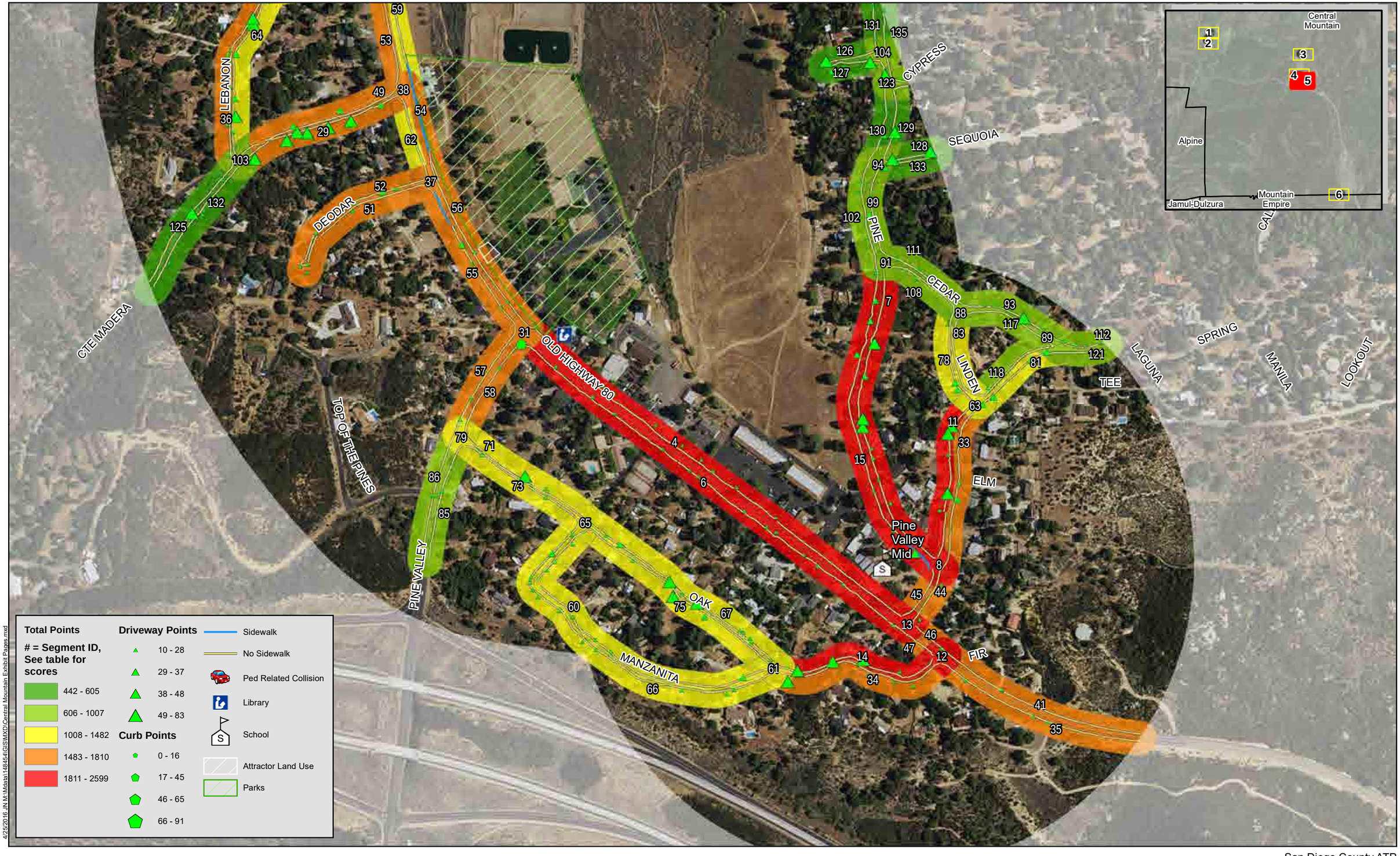

Michael Baker INTERNATIONAL

0 250 500 1,000 Feet

Source: San Diego County, SANDAG, SanGIS, Eagle Aerial, ESRI

San Diego County ATP

Central Mountain PGA

Map 5

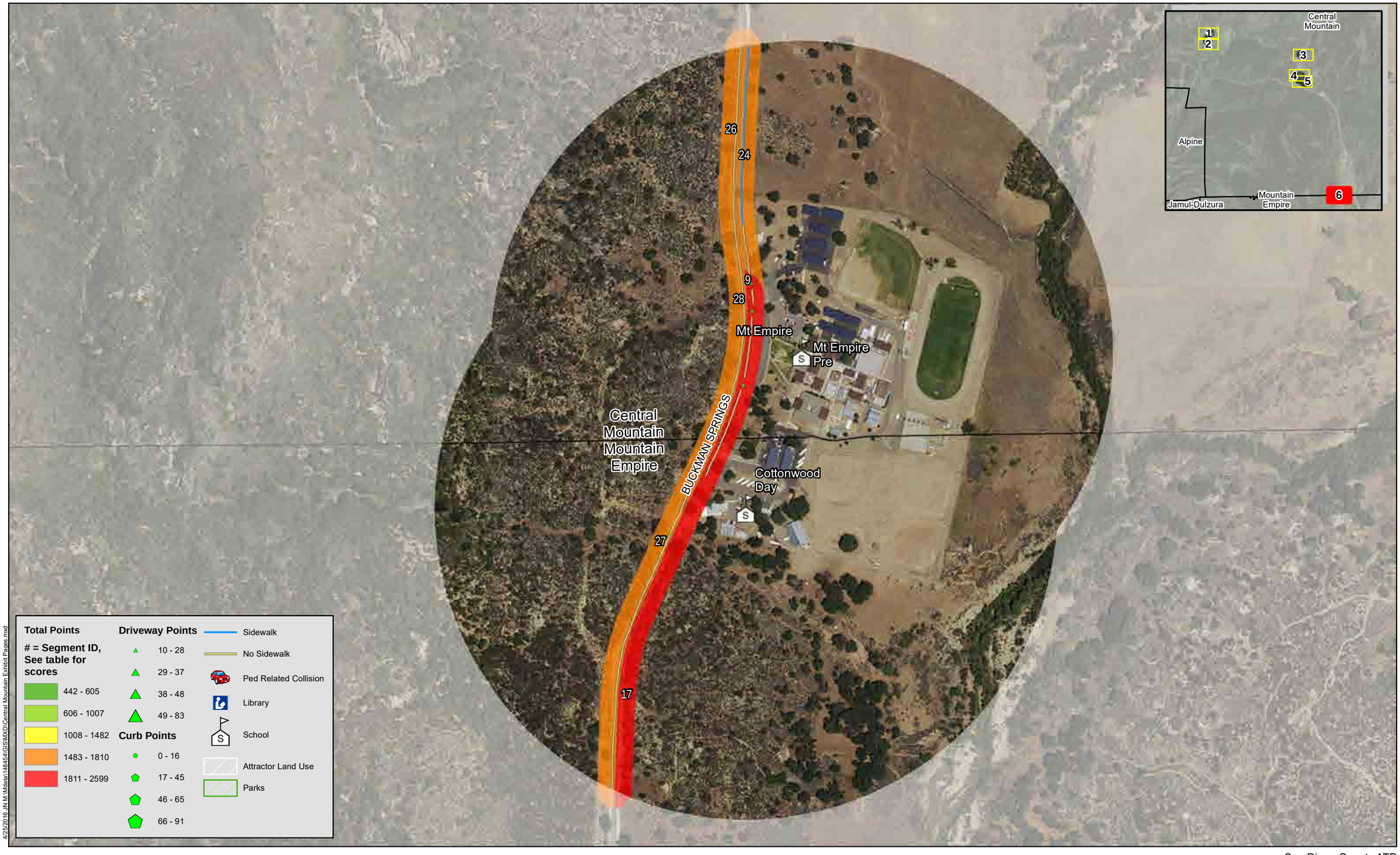

4/25/2016 J:\MXMdata\14845\GIS\MXD\Central Mountain Exhibit Pages.mxd

Michael Baker INTERNATIONAL

0 250 500 1,000 Feet

Source: San Diego County, SANDAG, SanGIS, Eagle Aerial, ESRI

San Diego County ATP

Central Mountain PGA

Map 6

Central Mountain Point Total

	100%	25%	25%	10%	15%	10%	10%	5%
Score ID	Total Points	Adjusted Field Points	Attractor Score	Diabetes Score	Crash Score	Socioeconomic Score	Project Priority Score	School Score
1	**2599**	1000	1000	199	0	200	0	200
2	**2446**	847	1000	199	0	200	0	200
3	**2030**	431	1000	199	0	200	0	200
4	**2024**	425	1000	199	0	200	0	200
5	**1973**	374	1000	199	0	200	0	200
6	**1937**	338	1000	199	0	200	0	200
7	**1926**	327	1000	199	0	200	0	200
8	**1906**	307	1000	199	0	200	0	200
9	**1900**	173	1000	227	0	300	0	200
10	**1884**	285	1000	199	0	200	0	200
11	**1881**	282	1000	199	0	200	0	200
12	**1870**	271	1000	199	0	200	0	200
13	**1863**	264	1000	199	0	200	0	200
14	**1860**	261	1000	199	0	200	0	200
15	**1858**	259	1000	199	0	200	0	200
16	**1850**	251	1000	199	0	200	0	200
17	**1835**	108	1000	227	0	300	0	200
18	**1824**	225	1000	199	0	200	0	200
19	**1810**	211	1000	199	0	200	0	200
20	**1805**	206	1000	199	0	200	0	200
21	**1802**	203	1000	199	0	200	0	200
22	**1797**	398	1000	199	0	200	0	0
23	**1786**	387	1000	199	0	200	0	0
24	**1781**	54	1000	227	0	300	0	200
25	**1771**	172	1000	199	0	200	0	200
26	**1771**	44	1000	227	0	300	0	200
27	**1771**	44	1000	227	0	300	0	200
28	**1771**	44	1000	227	0	300	0	200
29	**1767**	368	1000	199	0	200	0	0
30	**1737**	138	1000	199	0	200	0	200
31	**1733**	334	1000	199	0	200	0	0
32	**1714**	115	1000	199	0	200	0	200
33	**1711**	112	1000	199	0	200	0	200
34	**1705**	106	1000	199	0	200	0	200
35	**1705**	106	1000	199	0	200	0	200
36	**1675**	776	500	199	0	200	0	0
37	**1668**	269	1000	199	0	200	0	0

Central Mountain Point Total

	100%	25%	25%	10%	15%	10%	10%	5%
Score ID	Total Points	Adjusted Field Points	Attractor Score	Diabetes Score	Crash Score	Socioeconomic Score	Project Priority Score	School Score
38	**1668**	269	1000	199	0	200	0	0
39	**1664**	65	1000	199	0	200	0	200
40	**1664**	65	1000	199	0	200	0	200
41	**1664**	65	1000	199	0	200	0	200
42	**1649**	250	1000	199	0	200	0	0
43	**1643**	44	1000	199	0	200	0	200
44	**1643**	44	1000	199	0	200	0	200
45	**1643**	44	1000	199	0	200	0	200
46	**1643**	44	1000	199	0	200	0	200
47	**1643**	44	1000	199	0	200	0	200
48	**1602**	203	1000	199	0	200	0	0
49	**1583**	184	1000	199	0	200	0	0
50	**1575**	176	1000	199	0	200	0	0
51	**1570**	171	1000	199	0	200	0	0
52	**1553**	154	1000	199	0	200	0	0
53	**1549**	150	1000	199	0	200	0	0
54	**1532**	133	1000	199	0	200	0	0
55	**1530**	131	1000	199	0	200	0	0
56	**1528**	129	1000	199	0	200	0	0
57	**1507**	108	1000	199	0	200	0	0
58	**1507**	108	1000	199	0	200	0	0
59	**1482**	83	1000	199	0	200	0	0
60	**1469**	370	500	199	0	200	0	200
61	**1465**	366	500	199	0	200	0	200
62	**1443**	44	1000	199	0	200	0	0
63	**1423**	324	500	199	0	200	0	200
64	**1418**	519	500	199	0	200	0	0
65	**1414**	315	500	199	0	200	0	200
66	**1399**	300	500	199	0	200	0	200
67	**1396**	297	500	199	0	200	0	200
68	**1375**	276	500	199	0	200	0	200
69	**1359**	260	500	199	0	200	0	200
70	**1309**	210	500	199	0	200	0	200
71	**1302**	203	500	199	0	200	0	200
72	**1275**	176	500	199	0	200	0	200
73	**1272**	173	500	199	0	200	0	200
74	**1247**	148	500	199	0	200	0	200

Central Mountain Point Total

	100%	25%	25%	10%	15%	10%	10%	5%
Score ID	Total Points	Adjusted Field Points	Attractor Score	Diabetes Score	Crash Score	Socioeconomic Score	Project Priority Score	School Score
75	**1241**	142	500	199	0	200	0	200
76	**1228**	129	500	199	0	200	0	200
77	**1226**	127	500	199	0	200	0	200
78	**1216**	117	500	199	0	200	0	200
79	**1214**	315	500	199	0	200	0	0
80	**1193**	294	500	199	0	200	0	0
81	**1169**	70	500	199	0	200	0	200
82	**1143**	44	500	199	0	200	0	200
83	**1143**	44	500	199	0	200	0	200
84	**1143**	44	500	199	0	200	0	200
85	**1007**	108	500	199	0	200	0	0
86	**964**	65	500	199	0	200	0	0
87	**964**	65	500	199	0	200	0	0
88	**893**	294	0	199	0	200	0	200
89	**874**	275	0	199	0	200	0	200
90	**865**	466	0	199	0	200	0	0
91	**848**	249	0	199	0	200	0	200
92	**841**	242	0	199	0	200	0	200
93	**821**	222	0	199	0	200	0	200
94	**814**	415	0	199	0	200	0	0
95	**806**	207	0	199	0	200	0	200
96	**791**	192	0	199	0	200	0	200
97	**760**	161	0	199	0	200	0	200
98	**746**	147	0	199	0	200	0	200
99	**739**	140	0	199	0	200	0	200
100	**728**	129	0	199	0	200	0	200
101	**728**	129	0	199	0	200	0	200
102	**726**	127	0	199	0	200	0	200
103	**721**	322	0	199	0	200	0	0
104	**719**	320	0	199	0	200	0	0
105	**716**	117	0	199	0	200	0	200
106	**711**	112	0	199	0	200	0	200
107	**711**	112	0	199	0	200	0	200
108	**707**	108	0	199	0	200	0	200
109	**705**	306	0	199	0	200	0	0
110	**694**	95	0	199	0	200	0	200
111	**684**	85	0	199	0	200	0	200

Central Mountain Point Total

	100%	25%	25%	10%	15%	10%	10%	5%
Score ID	Total Points	Adjusted Field Points	Attractor Score	Diabetes Score	Crash Score	Socioeconomic Score	Project Priority Score	School Score
112	**684**	85	0	199	0	200	0	200
113	**684**	85	0	199	0	200	0	200
114	**669**	70	0	199	0	200	0	200
115	**668**	269	0	199	0	200	0	0
116	**664**	65	0	199	0	200	0	200
117	**643**	44	0	199	0	200	0	200
118	**643**	44	0	199	0	200	0	200
119	**643**	44	0	199	0	200	0	200
120	**643**	44	0	199	0	200	0	200
121	**643**	44	0	199	0	200	0	200
122	**643**	44	0	199	0	200	0	200
123	**634**	235	0	199	0	200	0	0
124	**606**	207	0	199	0	200	0	0
125	**558**	159	0	199	0	200	0	0
126	**537**	138	0	199	0	200	0	0
127	**495**	96	0	199	0	200	0	0
128	**494**	95	0	199	0	200	0	0
129	**494**	95	0	199	0	200	0	0
130	**490**	91	0	199	0	200	0	0
131	**484**	85	0	199	0	200	0	0
132	**484**	85	0	199	0	200	0	0
133	**464**	65	0	199	0	200	0	0
134	**464**	65	0	199	0	200	0	0
135	**464**	65	0	199	0	200	0	0
136	**443**	44	0	199	0	200	0	0
137	**443**	44	0	199	0	200	0	0
138	**443**	44	0	199	0	200	0	0
139	**443**	44	0	199	0	200	0	0
140	**443**	44	0	199	0	200	0	0

This page intentionally left blank

County Islands

PGA Results

This page intentionally left blank

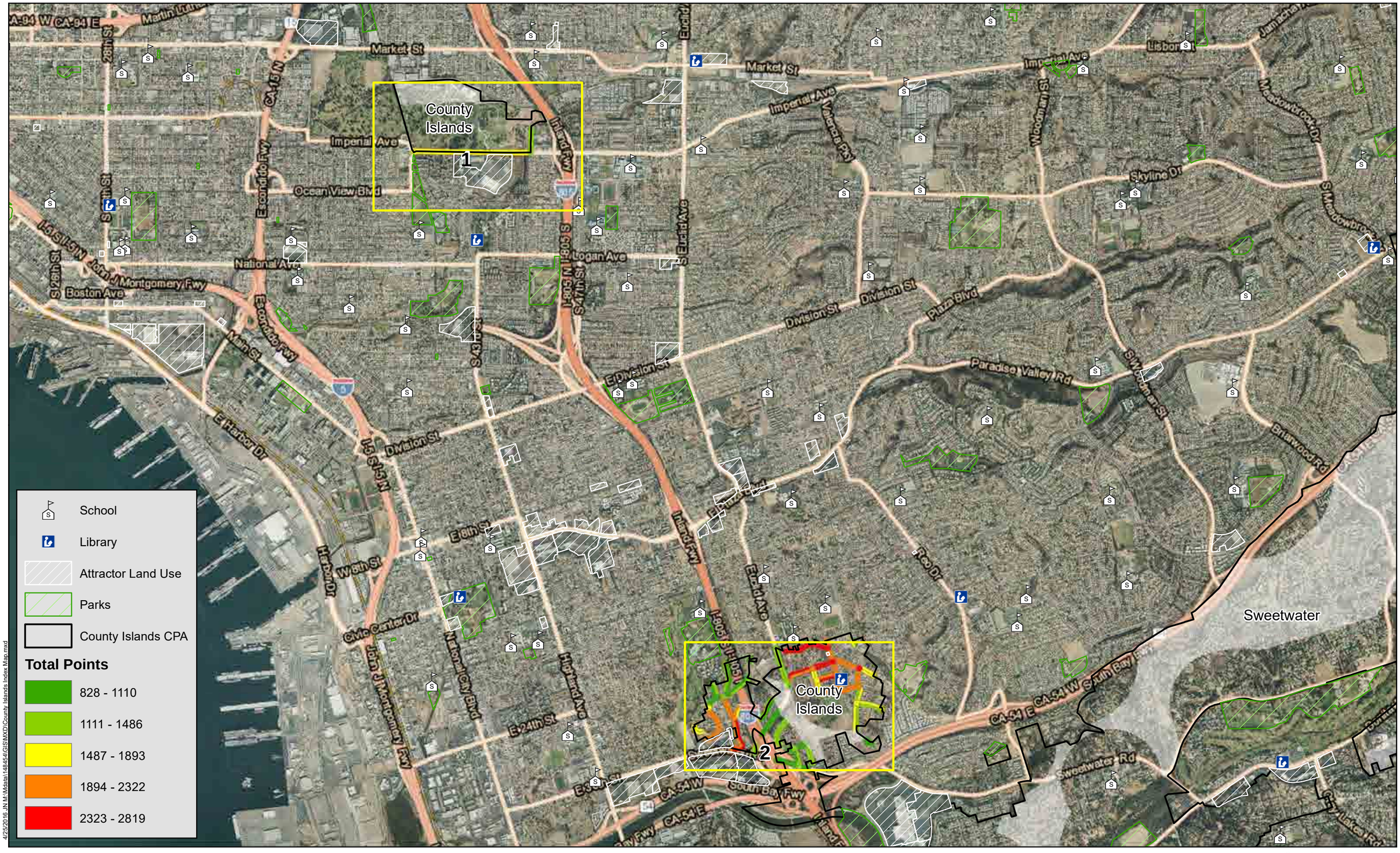

4/25/2016 JM M:\Mdata\14845-01\GIS\MXD\County Islands Index Map.mxd

Michael Baker INTERNATIONAL

0 2,000 4,000 8,000 Feet

Source: San Diego County, SANDAG, SanGIS, Eagle Aerial, ESRI

San Diego County ATP

County Islands PGA

Index Map

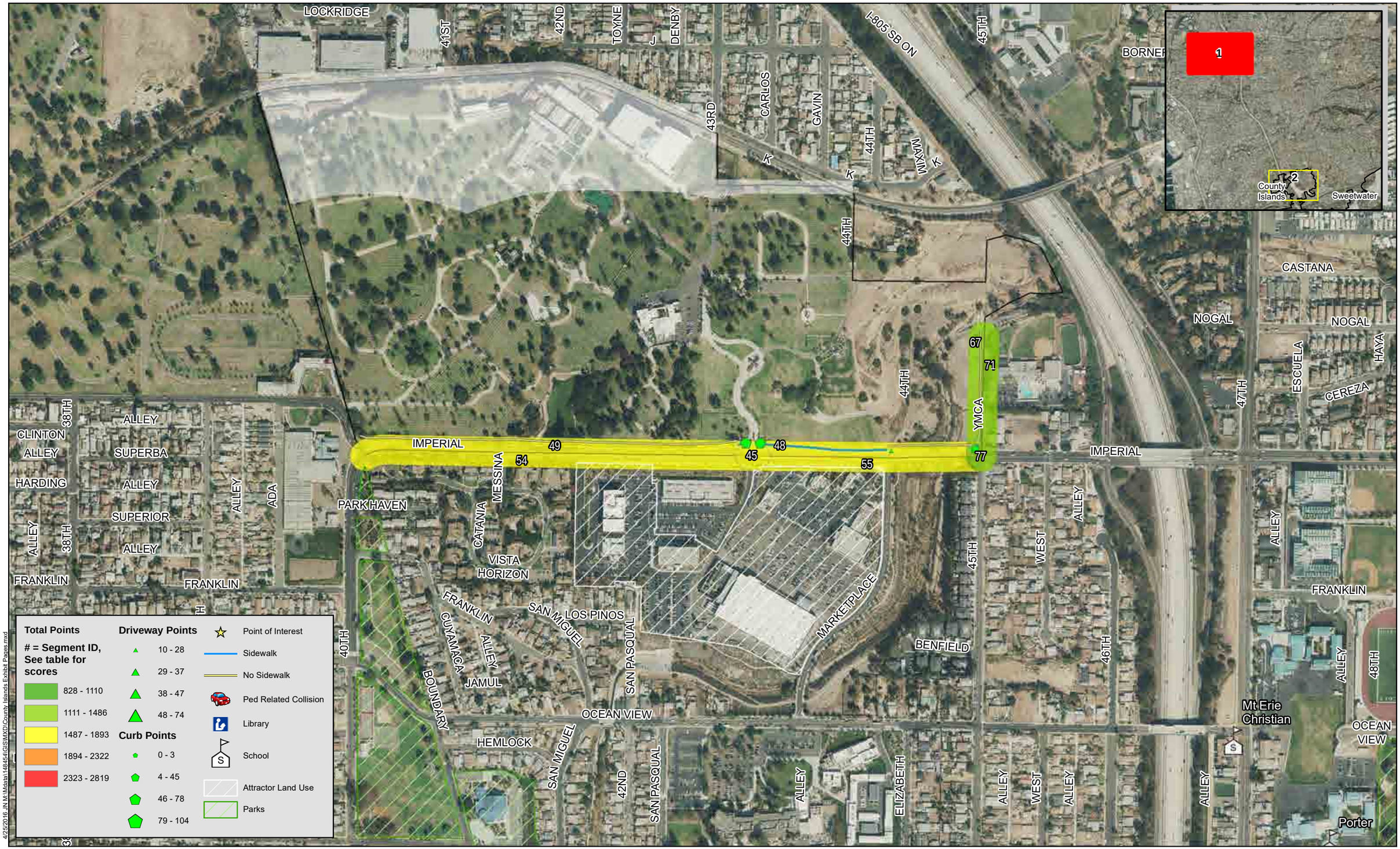

4/25/2016 J:\N:\Mdata\148454\GIS\MXD\County Islands Exhibit Pages.mxd

Michael Baker INTERNATIONAL

0 250 500 1,000 Feet

Source: San Diego County, SANDAG, SanGIS, Eagle Aerial, ESRI

San Diego County ATP

County Islands PGA

Map 1



4/25/2016 J:\N:\Mdata\148454\GIS\MXD\County Islands Exhibit Pages.mxd

Michael Baker INTERNATIONAL

0 250 500 1,000 Feet

Source: San Diego County, SANDAG, SanGIS, Eagle Aerial, ESRI

San Diego County ATP

County Islands PGA

Map 2

County Islands Point Total

	100%	25%	25%	10%	15%	10%	10%	5%
Score ID	Total Points	Adjusted Field Points	Attractor Score	Diabetes Score	Crash Score	Socioeconomic Score	Project Priority Score	School Score
1	**2819**	819	1000	400	0	400	0	200
2	**2738**	738	1000	400	0	400	0	200
3	**2721**	921	1000	400	0	400	0	0
4	**2530**	530	1000	400	0	400	0	200
5	**2500**	1000	500	400	0	400	0	200
6	**2484**	484	1000	400	0	400	0	200
7	**2384**	384	1000	400	0	400	0	200
8	**2380**	380	1000	400	0	400	0	200
9	**2378**	378	1000	400	0	400	0	200
10	**2366**	366	1000	400	0	400	0	200
11	**2322**	322	1000	400	0	400	0	200
12	**2316**	316	1000	400	0	400	0	200
13	**2285**	285	1000	400	0	400	0	200
14	**2265**	465	1000	400	0	400	0	0
15	**2263**	263	1000	400	0	400	0	200
16	**2252**	452	1000	400	0	400	0	0
17	**2242**	242	1000	400	0	400	0	200
18	**2240**	440	1000	400	0	400	0	0
19	**2230**	230	1000	400	0	400	0	200
20	**2215**	415	1000	400	0	400	0	0
21	**2209**	409	1000	400	0	400	0	0
22	**2173**	173	1000	400	0	400	0	200
23	**2172**	172	1000	400	0	400	0	200
24	**2166**	366	1000	400	0	400	0	0
25	**2161**	161	1000	400	0	400	0	200
26	**2153**	353	1000	400	0	400	0	0
27	**2122**	322	1000	400	0	400	0	0
28	**2118**	118	1000	400	0	400	0	200
29	**2116**	316	1000	400	0	400	0	0
30	**2115**	115	1000	400	0	400	0	200
31	**2107**	607	500	400	0	400	0	200
32	**2100**	100	1000	400	0	400	0	200
33	**2082**	82	1000	400	0	400	0	200
34	**2036**	236	1000	400	0	400	0	0
35	**2016**	16	1000	400	0	400	0	200
36	**2012**	512	500	400	0	400	0	200
37	**2001**	201	1000	400	0	400	0	0

County Islands Point Total

	100%	25%	25%	10%	15%	10%	10%	5%
Score ID	Total Points	Adjusted Field Points	Attractor Score	Diabetes Score	Crash Score	Socioeconomic Score	Project Priority Score	School Score
38	**1998**	198	1000	400	0	400	0	0
39	**1985**	185	1000	400	0	400	0	0
40	**1965**	165	1000	400	0	400	0	0
41	**1894**	94	1000	400	0	400	0	0
42	**1894**	94	1000	400	0	400	0	0
43	**1894**	94	1000	400	0	400	0	0
44	**1829**	329	500	400	0	400	0	200
45	**1801**	176	1000	325	0	300	0	0
46	**1776**	276	500	400	0	400	0	200
47	**1740**	240	500	400	0	400	0	200
48	**1712**	87	1000	325	0	300	0	0
49	**1689**	64	1000	325	0	300	0	0
50	**1683**	383	500	400	0	400	0	0
51	**1671**	171	500	400	0	400	0	200
52	**1651**	151	500	400	0	400	0	200
53	**1626**	326	500	400	0	400	0	0
54	**1625**	0	1000	325	0	300	0	0
55	**1625**	0	1000	325	0	300	0	0
56	**1623**	323	500	400	0	400	0	0
57	**1622**	322	500	400	0	400	0	0
58	**1617**	117	500	400	0	400	0	200
59	**1613**	313	500	400	0	400	0	0
60	**1598**	298	500	400	0	400	0	0
61	**1573**	73	500	400	0	400	0	200
62	**1556**	56	500	400	0	400	0	200
63	**1487**	187	500	400	0	400	0	0
64	**1435**	635	0	400	0	400	0	0
65	**1427**	127	500	400	0	400	0	0
66	**1399**	599	0	400	0	400	0	0
67	**1396**	71	500	325	0	300	0	200
68	**1381**	81	500	400	0	400	0	0
69	**1353**	553	0	400	0	400	0	0
70	**1350**	350	0	400	0	400	0	200
71	**1325**	0	500	325	0	300	0	200
72	**1319**	519	0	400	0	400	0	0
73	**1308**	508	0	400	0	400	0	0
74	**1292**	292	0	400	0	400	0	200

County Islands Point Total

	100%	25%	25%	10%	15%	10%	10%	5%
Score ID	Total Points	Adjusted Field Points	Attractor Score	Diabetes Score	Crash Score	Socioeconomic Score	Project Priority Score	School Score
75	**1244**	444	0	400	0	400	0	0
76	**1241**	241	0	400	0	400	0	200
77	**1225**	100	500	325	0	300	0	0
78	**1223**	223	0	400	0	400	0	200
79	**1211**	411	0	400	0	400	0	0
80	**1197**	397	0	400	0	400	0	0
81	**1166**	366	0	400	0	400	0	0
82	**1161**	361	0	400	0	400	0	0
83	**1156**	156	0	400	0	400	0	200
84	**1153**	353	0	400	0	400	0	0
85	**1145**	345	0	400	0	400	0	0
86	**1110**	310	0	400	0	400	0	0
87	**1100**	100	0	400	0	400	0	200
88	**1094**	94	0	400	0	400	0	200
89	**1094**	94	0	400	0	400	0	200
90	**1058**	258	0	400	0	400	0	0
91	**1055**	255	0	400	0	400	0	0
92	**1048**	48	0	400	0	400	0	200
93	**1035**	35	0	400	0	400	0	200
94	**1014**	214	0	400	0	400	0	0
95	**1013**	13	0	400	0	400	0	200
96	**1002**	202	0	400	0	400	0	0
97	**1000**	0	0	400	0	400	0	200
98	**996**	196	0	400	0	400	0	0
99	**980**	180	0	400	0	400	0	0
100	**974**	174	0	400	0	400	0	0
101	**965**	165	0	400	0	400	0	0
102	**962**	162	0	400	0	400	0	0
103	**958**	158	0	400	0	400	0	0
104	**946**	146	0	400	0	400	0	0
105	**917**	117	0	400	0	400	0	0
106	**907**	107	0	400	0	400	0	0
107	**906**	106	0	400	0	400	0	0
108	**893**	93	0	400	0	400	0	0
109	**871**	71	0	400	0	400	0	0
110	**867**	67	0	400	0	400	0	0
111	**837**	37	0	400	0	400	0	0

County Islands Point Total

	100%	25%	25%	10%	15%	10%	10%	5%
Score ID	**Total Points**	**Adjusted Field Points**	**Attractor Score**	**Diabetes Score**	**Crash Score**	**Socioeconomic Score**	**Project Priority Score**	**School Score**
112	**837**	37	0	400	0	400	0	0
113	**829**	29	0	400	0	400	0	0

This page intentionally left blank

Crest Dehesa

PGA Results

This page intentionally left blank

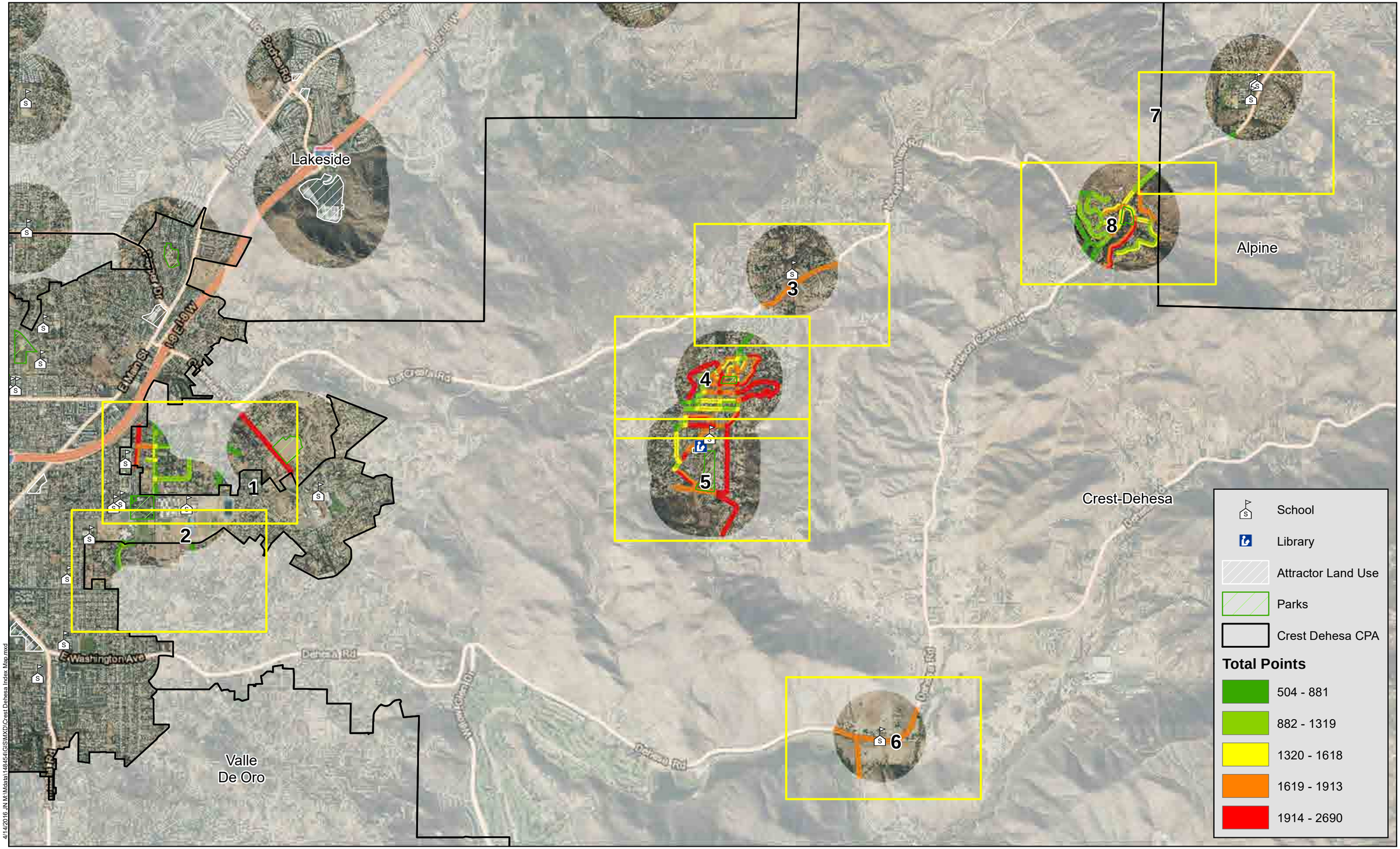
Lakeside
Alpine
Crest-Dehesa
Valle
De Oro
Lake Jennings Park Rd
Lake Jennings Park Rd
Lake Jennings Park Rd
Lake Jennings Park Rd
Dehesa Rd
Dehesa Rd
Dehesa Rd
Dehesa Rd
Willow Creek Dr
Old Dehesa Rd
Old Dehesa Rd
Old Dehesa Rd

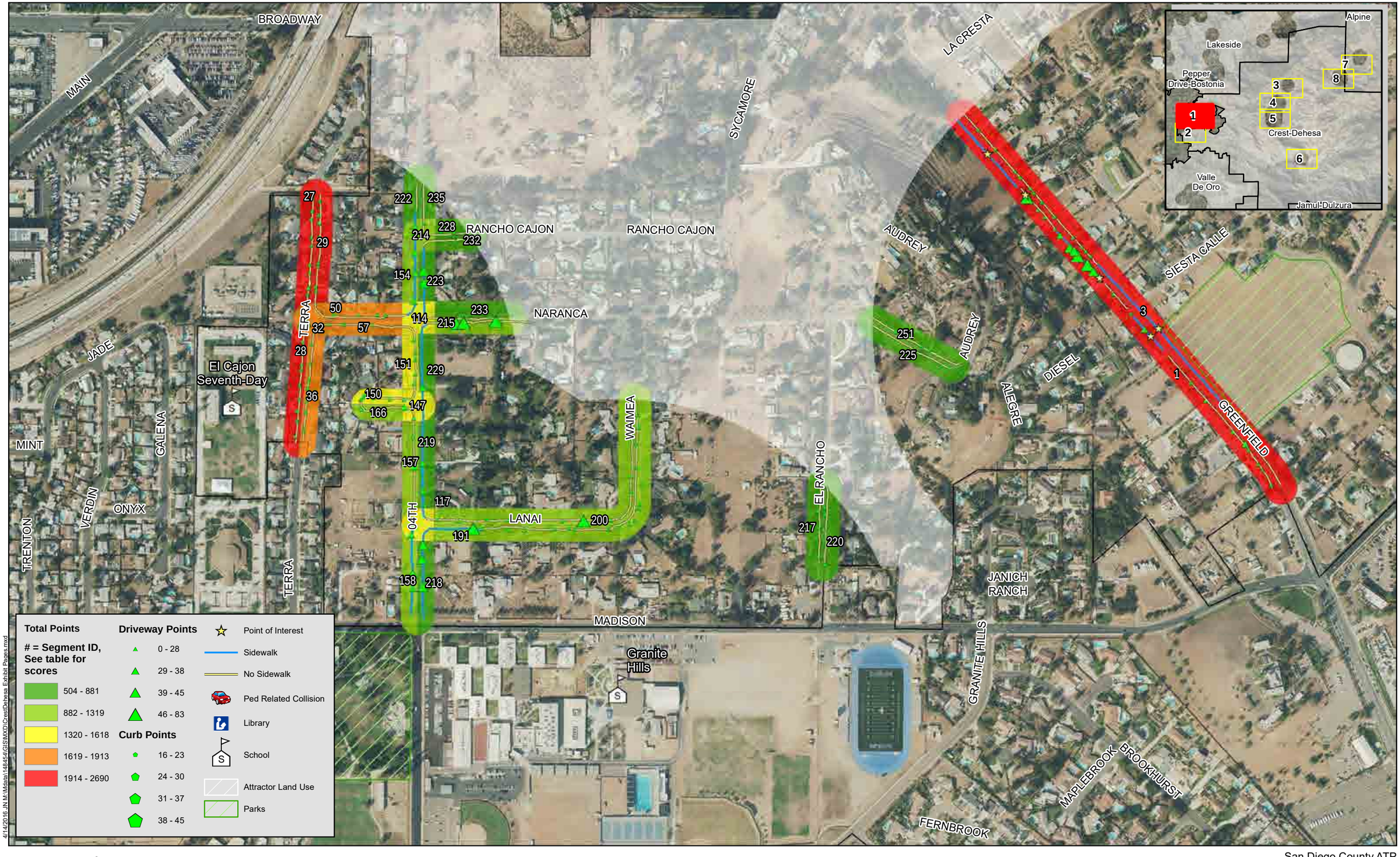

4/14/2016 JN M:\Mdata\148454\GIS\MXD\CrestDehesa Exhibit Pages.mxd

Michael Baker INTERNATIONAL

0 250 500 1,000 Feet

Source: San Diego County, SANDAG, SanGIS, Eagle Aerial, ESRI

San Diego County ATP

Crest Dehesa PGA

Map 1



4/14/2016 JN M:\data\148454\GIS\MXD\CrestDehesa Exhibit Pages.mxd

Michael Baker INTERNATIONAL

0 250 500 1,000 Feet

Source: San Diego County, SANDAG, SanGIS, Eagle Aerial, ESRI

San Diego County ATP

Crest Dehesa PGA

Map 2



San Diego County ATP

Crest Dehesa PGA

Map 3

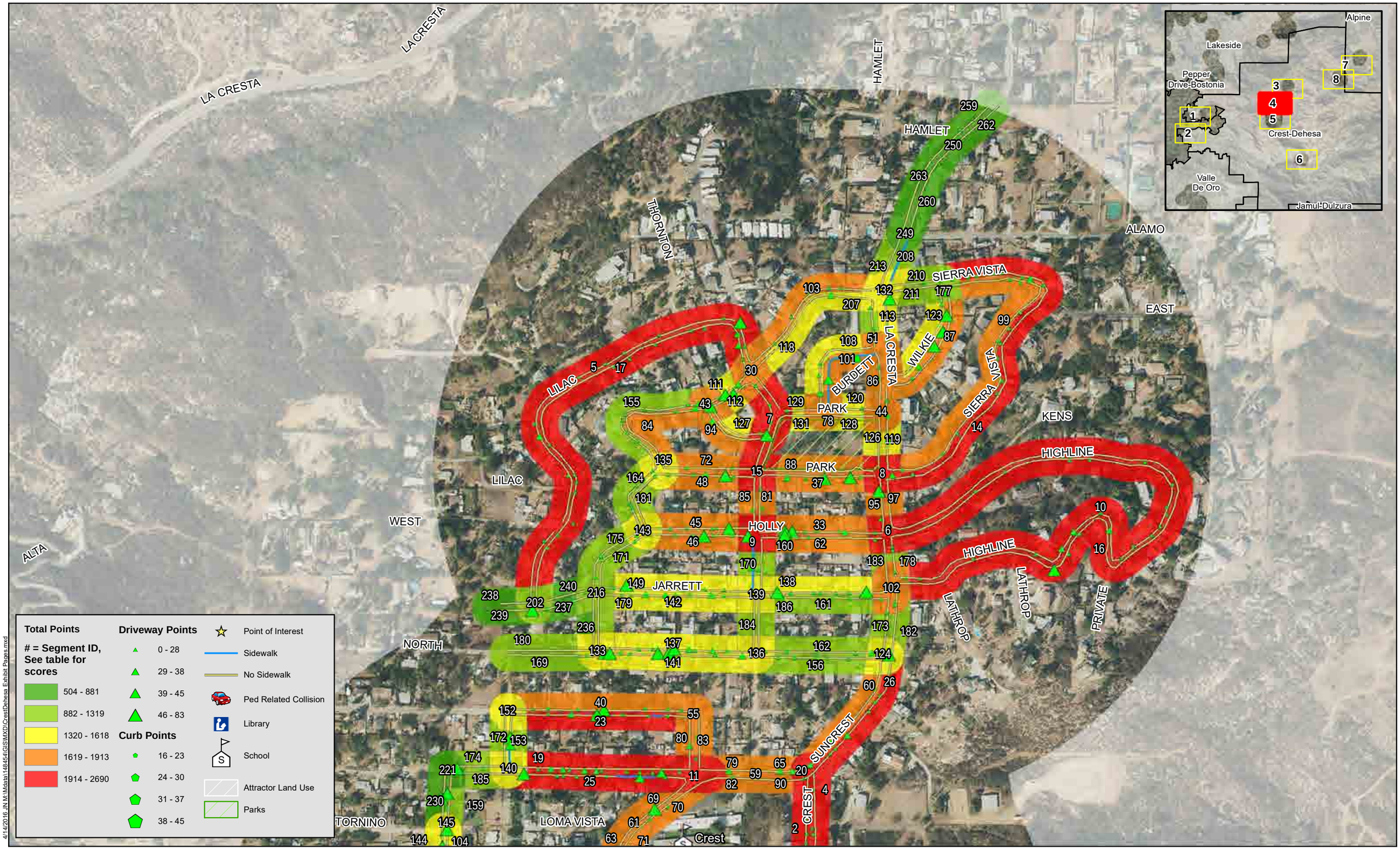

4/14/2016 J:\MM\Mdata\14845A\GIS\MXD\CrestDehesa Exhibit Pages.mxd

Michael Baker INTERNATIONAL

Source: San Diego County, SANDAG, SanGIS, Eagle Aerial, ESRI

San Diego County ATP

Crest Dehesa PGA

Map 4

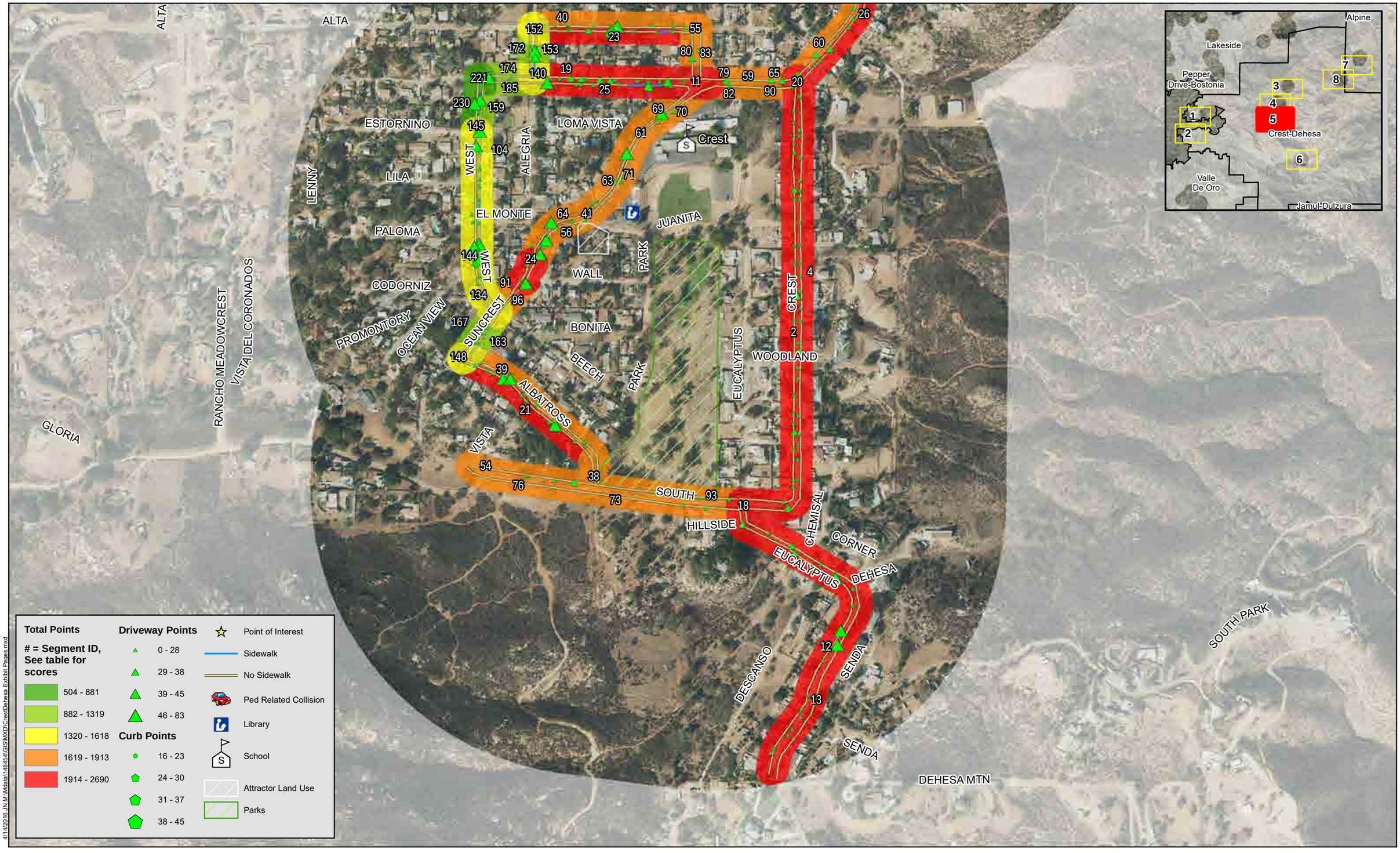
ALTA
ALTA
ESTORNINO
LOMA VISTA
Crest
LILA
LENNY
WEST
ALEGRIA
EL MONTE
PALOMA
JUANITA
PARK
WALL
CODORNIZ
SUNCREST
WEST
PROMONTORY
OCEAN VIEW
BONITA
BEECH
PARK
EUCALYPTUS
WOODLAND
CREST
RANCHO MEADOWCREST
VISTA DEL CORONADOS
GLORIA
ALBATROSS
VISTA
SOUTH
HILLSIDE
CHEMISAL
CORNER
EUCALYPTUS
DEHESA
DESCANSO
SENDA
SENDA
SOUTH PARK
DEHESA MTN
Alpine
Lakeside
Pepper Drive-Bostonia
Crest-Dehesa
Valle De Oro
Jamul-Dulzura
Total Points
= Segment ID, See table for scores
504 - 881
882 - 1319
1320 - 1618
1619 - 1913
1914 - 2690
Driveway Points
0 - 28
29 - 38
39 - 45
46 - 83
Curb Points
16 - 23
24 - 30
31 - 37
38 - 45
Point of Interest
Sidewalk
No Sidewalk
Ped Related Collision
Library
School
Attractor Land Use
Parks
4/14/2016 J:\M:\Mdata\148454\GIS\MXD\Crest\Dehesa Exhibit Pages.mxd
Michael Baker INTERNATIONAL
0 250 500 1,000 Feet
Source: San Diego County, SANDAG, SanGIS, Eagle Aerial, ESRI
San Diego County ATP
Crest Dehesa PGA
Map 5



4/14/2016 J:\N:\Mdata\14845\GIS\MXD\Crest\Dehesa_Exhibit Pages.mxd

Michael Baker INTERNATIONAL

0 250 500 1,000 Feet

Source: San Diego County, SANDAG, SanGIS, Eagle Aerial, ESRI

San Diego County ATP

Crest Dehesa PGA

Map 6



San Diego County ATP

Crest Dehesa PGA

Map 7

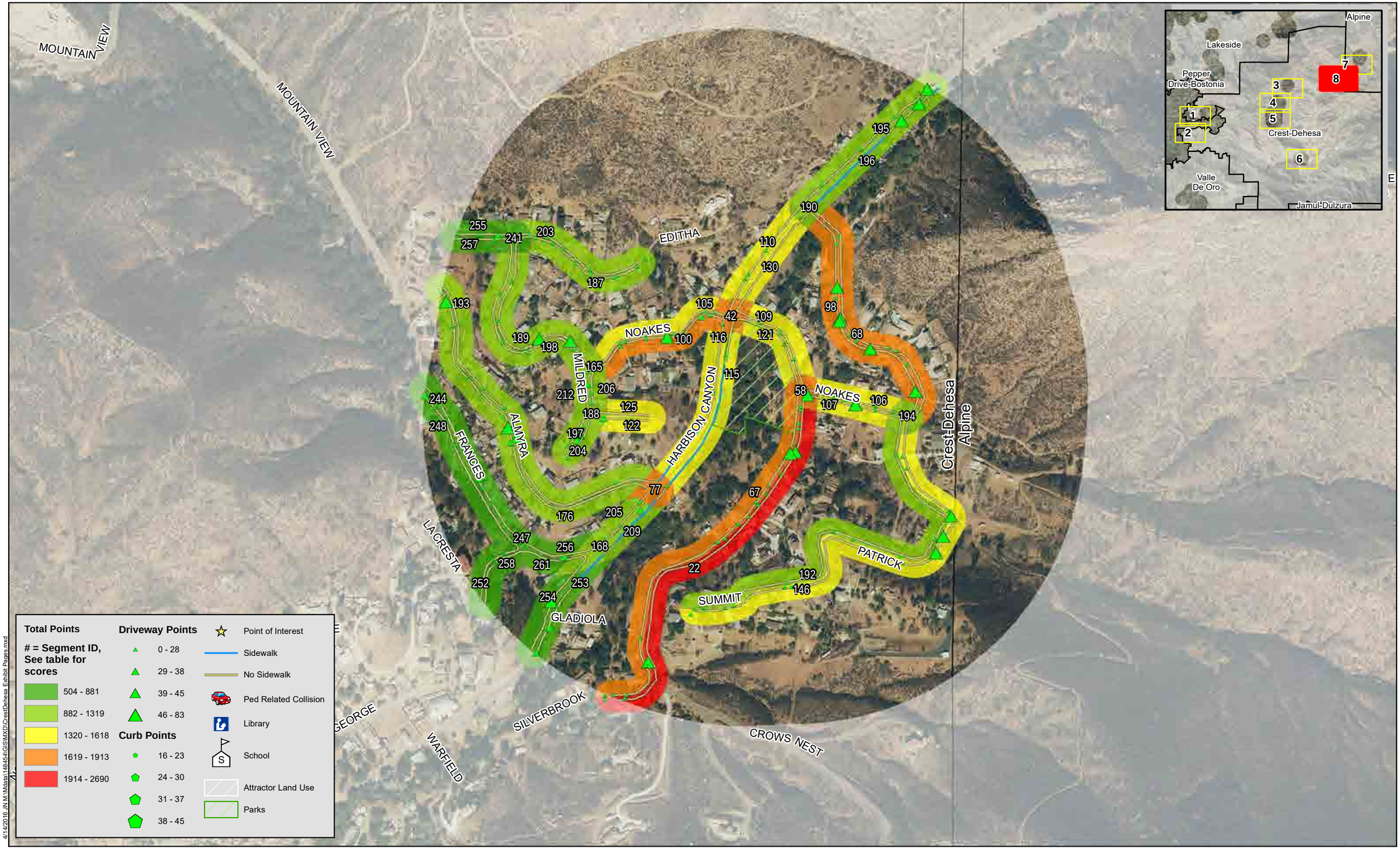

4/14/2016 J:\N:\Mdata\14845-41\GIS\MXD\Crest\Dehesa_Exhibit Pages.mxd

Michael Baker INTERNATIONAL

0 250 500 1,000 Feet

Source: San Diego County, SANDAG, SanGIS, Eagle Aerial, ESRI

San Diego County ATP

Crest Dehesa PGA

Map 8

Crest Dehesa Point Total

	100%	25%	25%	10%	15%	10%	10%	5%
Score ID	Total Points	Adjusted Field Points	Attractor Score	Diabetes Score	Crash Score	Socioeconomic Score	Project Priority Score	School Score
1	**2690**	1000	1000	190	0	300	0	200
2	**2365**	705	1000	310	0	150	0	200
3	**2263**	573	1000	190	0	300	0	200
4	**2233**	573	1000	310	0	150	0	200
5	**2158**	498	1000	310	0	150	0	200
6	**2128**	468	1000	310	0	150	0	200
7	**2125**	465	1000	310	0	150	0	200
8	**2123**	463	1000	310	0	150	0	200
9	**2093**	433	1000	310	0	150	0	200
10	**2079**	419	1000	310	0	150	0	200
11	**2076**	416	1000	310	0	150	0	200
12	**2040**	380	1000	310	0	150	0	200
13	**2039**	379	1000	310	0	150	0	200
14	**2038**	378	1000	310	0	150	0	200
15	**2022**	362	1000	310	0	150	0	200
16	**2012**	352	1000	310	0	150	0	200
17	**2011**	351	1000	310	0	150	0	200
18	**1978**	318	1000	310	0	150	0	200
19	**1968**	308	1000	310	0	150	0	200
20	**1964**	304	1000	310	0	150	0	200
21	**1955**	295	1000	310	0	150	0	200
22	**1950**	490	1000	310	0	150	0	0
23	**1949**	289	1000	310	0	150	0	200
24	**1947**	287	1000	310	0	150	0	200
25	**1932**	272	1000	310	0	150	0	200
26	**1924**	264	1000	310	0	150	0	200
27	**1924**	234	1000	190	0	300	0	200
28	**1924**	234	1000	190	0	300	0	200
29	**1924**	234	1000	190	0	300	0	200
30	**1914**	454	1000	310	0	150	0	0
31	**1907**	247	1000	310	0	150	0	200
32	**1906**	216	1000	190	0	300	0	200
33	**1897**	237	1000	310	0	150	0	200
34	**1884**	224	1000	310	0	150	0	200
35	**1884**	224	1000	310	0	150	0	200
36	**1882**	192	1000	190	0	300	0	200
37	**1876**	216	1000	310	0	150	0	200

Crest Dehesa Point Total

	100%	25%	25%	10%	15%	10%	10%	5%
Score ID	Total Points	Adjusted Field Points	Attractor Score	Diabetes Score	Crash Score	Socioeconomic Score	Project Priority Score	School Score
38	**1869**	209	1000	310	0	150	0	200
39	**1861**	201	1000	310	0	150	0	200
40	**1861**	201	1000	310	0	150	0	200
41	**1844**	184	1000	310	0	150	0	200
42	**1843**	383	1000	310	0	150	0	0
43	**1842**	382	1000	310	0	150	0	0
44	**1841**	381	1000	310	0	150	0	0
45	**1840**	180	1000	310	0	150	0	200
46	**1840**	180	1000	310	0	150	0	200
47	**1831**	171	1000	310	0	150	0	200
48	**1824**	164	1000	310	0	150	0	200
49	**1823**	163	1000	310	0	150	0	200
50	**1819**	129	1000	190	0	300	0	200
51	**1815**	355	1000	310	0	150	0	0
52	**1810**	150	1000	310	0	150	0	200
53	**1809**	149	1000	310	0	150	0	200
54	**1805**	145	1000	310	0	150	0	200
55	**1802**	142	1000	310	0	150	0	200
56	**1798**	138	1000	310	0	150	0	200
57	**1797**	107	1000	190	0	300	0	200
58	**1785**	325	1000	310	0	150	0	0
59	**1784**	124	1000	310	0	150	0	200
60	**1784**	124	1000	310	0	150	0	200
61	**1781**	121	1000	310	0	150	0	200
62	**1777**	117	1000	310	0	150	0	200
63	**1777**	117	1000	310	0	150	0	200
64	**1777**	117	1000	310	0	150	0	200
65	**1775**	115	1000	310	0	150	0	200
66	**1767**	107	1000	310	0	150	0	200
67	**1767**	307	1000	310	0	150	0	0
68	**1766**	306	1000	310	0	150	0	0
69	**1755**	95	1000	310	0	150	0	200
70	**1750**	90	1000	310	0	150	0	200
71	**1746**	86	1000	310	0	150	0	200
72	**1746**	86	1000	310	0	150	0	200
73	**1746**	86	1000	310	0	150	0	200
74	**1742**	82	1000	310	0	150	0	200

Crest Dehesa Point Total

	100%	25%	25%	10%	15%	10%	10%	5%
Score ID	Total Points	Adjusted Field Points	Attractor Score	Diabetes Score	Crash Score	Socioeconomic Score	Project Priority Score	School Score
75	**1742**	82	1000	310	0	150	0	200
76	**1737**	77	1000	310	0	150	0	200
77	**1735**	275	1000	310	0	150	0	0
78	**1731**	271	1000	310	0	150	0	0
79	**1731**	71	1000	310	0	150	0	200
80	**1731**	71	1000	310	0	150	0	200
81	**1725**	65	1000	310	0	150	0	200
82	**1725**	65	1000	310	0	150	0	200
83	**1725**	65	1000	310	0	150	0	200
84	**1725**	65	1000	310	0	150	0	200
85	**1725**	65	1000	310	0	150	0	200
86	**1711**	251	1000	310	0	150	0	0
87	**1706**	246	1000	310	0	150	0	0
88	**1704**	44	1000	310	0	150	0	200
89	**1704**	44	1000	310	0	150	0	200
90	**1704**	44	1000	310	0	150	0	200
91	**1704**	44	1000	310	0	150	0	200
92	**1704**	44	1000	310	0	150	0	200
93	**1704**	44	1000	310	0	150	0	200
94	**1704**	44	1000	310	0	150	0	200
95	**1704**	44	1000	310	0	150	0	200
96	**1704**	44	1000	310	0	150	0	200
97	**1704**	44	1000	310	0	150	0	200
98	**1700**	240	1000	310	0	150	0	0
99	**1696**	236	1000	310	0	150	0	0
100	**1688**	228	1000	310	0	150	0	0
101	**1663**	203	1000	310	0	150	0	0
102	**1637**	477	500	310	0	150	0	200
103	**1631**	171	1000	310	0	150	0	0
104	**1618**	458	500	310	0	150	0	200
105	**1610**	150	1000	310	0	150	0	0
106	**1600**	140	1000	310	0	150	0	0
107	**1577**	117	1000	310	0	150	0	0
108	**1573**	113	1000	310	0	150	0	0
109	**1567**	107	1000	310	0	150	0	0
110	**1567**	107	1000	310	0	150	0	0
111	**1555**	95	1000	310	0	150	0	0

Crest Dehesa Point Total

	100%	25%	25%	10%	15%	10%	10%	5%
Score ID	Total Points	Adjusted Field Points	Attractor Score	Diabetes Score	Crash Score	Socioeconomic Score	Project Priority Score	School Score
112	**1555**	95	1000	310	0	150	0	0
113	**1546**	86	1000	310	0	150	0	0
114	**1546**	356	500	190	0	300	0	200
115	**1544**	84	1000	310	0	150	0	0
116	**1533**	73	1000	310	0	150	0	0
117	**1532**	342	500	190	0	300	0	200
118	**1531**	71	1000	310	0	150	0	0
119	**1531**	71	1000	310	0	150	0	0
120	**1525**	65	1000	310	0	150	0	0
121	**1525**	65	1000	310	0	150	0	0
122	**1525**	65	1000	310	0	150	0	0
123	**1525**	65	1000	310	0	150	0	0
124	**1512**	352	500	310	0	150	0	200
125	**1504**	44	1000	310	0	150	0	0
126	**1504**	44	1000	310	0	150	0	0
127	**1504**	44	1000	310	0	150	0	0
128	**1504**	44	1000	310	0	150	0	0
129	**1504**	44	1000	310	0	150	0	0
130	**1504**	44	1000	310	0	150	0	0
131	**1504**	44	1000	310	0	150	0	0
132	**1484**	524	500	310	0	150	0	0
133	**1470**	310	500	310	0	150	0	200
134	**1466**	306	500	310	0	150	0	200
135	**1430**	270	500	310	0	150	0	200
136	**1416**	256	500	310	0	150	0	200
137	**1414**	254	500	310	0	150	0	200
138	**1412**	252	500	310	0	150	0	200
139	**1410**	250	500	310	0	150	0	200
140	**1410**	250	500	310	0	150	0	200
141	**1403**	243	500	310	0	150	0	200
142	**1389**	229	500	310	0	150	0	200
143	**1388**	228	500	310	0	150	0	200
144	**1384**	224	500	310	0	150	0	200
145	**1383**	223	500	310	0	150	0	200
146	**1381**	421	500	310	0	150	0	0
147	**1377**	187	500	190	0	300	0	200
148	**1367**	207	500	310	0	150	0	200

Crest Dehesa Point Total

	100%	25%	25%	10%	15%	10%	10%	5%
Score ID	Total Points	Adjusted Field Points	Attractor Score	Diabetes Score	Crash Score	Socioeconomic Score	Project Priority Score	School Score
149	**1340**	180	500	310	0	150	0	200
150	**1340**	150	500	190	0	300	0	200
151	**1340**	150	500	190	0	300	0	200
152	**1325**	165	500	310	0	150	0	200
153	**1320**	160	500	310	0	150	0	200
154	**1314**	124	500	190	0	300	0	200
155	**1310**	150	500	310	0	150	0	200
156	**1310**	150	500	310	0	150	0	200
157	**1303**	113	500	190	0	300	0	200
158	**1285**	95	500	190	0	300	0	200
159	**1277**	117	500	310	0	150	0	200
160	**1269**	109	500	310	0	150	0	200
161	**1267**	107	500	310	0	150	0	200
162	**1267**	107	500	310	0	150	0	200
163	**1267**	107	500	310	0	150	0	200
164	**1267**	107	500	310	0	150	0	200
165	**1261**	301	500	310	0	150	0	0
166	**1255**	65	500	190	0	300	0	200
167	**1246**	86	500	310	0	150	0	200
168	**1246**	286	500	310	0	150	0	0
169	**1237**	77	500	310	0	150	0	200
170	**1229**	69	500	310	0	150	0	200
171	**1225**	65	500	310	0	150	0	200
172	**1225**	65	500	310	0	150	0	200
173	**1225**	65	500	310	0	150	0	200
174	**1225**	65	500	310	0	150	0	200
175	**1225**	65	500	310	0	150	0	200
176	**1218**	258	500	310	0	150	0	0
177	**1215**	255	500	310	0	150	0	0
178	**1204**	44	500	310	0	150	0	200
179	**1204**	44	500	310	0	150	0	200
180	**1204**	44	500	310	0	150	0	200
181	**1204**	44	500	310	0	150	0	200
182	**1204**	44	500	310	0	150	0	200
183	**1204**	44	500	310	0	150	0	200
184	**1204**	44	500	310	0	150	0	200
185	**1204**	44	500	310	0	150	0	200

Crest Dehesa Point Total

	100%	25%	25%	10%	15%	10%	10%	5%
Score ID	Total Points	Adjusted Field Points	Attractor Score	Diabetes Score	Crash Score	Socioeconomic Score	Project Priority Score	School Score
186	**1204**	44	500	310	0	150	0	200
187	**1194**	234	500	310	0	150	0	0
188	**1194**	234	500	310	0	150	0	0
189	**1191**	231	500	310	0	150	0	0
190	**1188**	228	500	310	0	150	0	0
191	**1178**	488	0	190	0	300	0	200
192	**1173**	213	500	310	0	150	0	0
193	**1161**	201	500	310	0	150	0	0
194	**1146**	186	500	310	0	150	0	0
195	**1140**	180	500	310	0	150	0	0
196	**1133**	173	500	310	0	150	0	0
197	**1121**	161	500	310	0	150	0	0
198	**1110**	150	500	310	0	150	0	0
199	**1096**	406	0	190	0	300	0	200
200	**1083**	393	0	190	0	300	0	200
201	**1077**	387	0	190	0	300	0	200
202	**1073**	413	0	310	0	150	0	200
203	**1067**	107	500	310	0	150	0	0
204	**1052**	92	500	310	0	150	0	0
205	**1046**	86	500	310	0	150	0	0
206	**1025**	65	500	310	0	150	0	0
207	**1025**	65	500	310	0	150	0	0
208	**1017**	57	500	310	0	150	0	0
209	**1006**	46	500	310	0	150	0	0
210	**1004**	44	500	310	0	150	0	0
211	**1004**	44	500	310	0	150	0	0
212	**1004**	44	500	310	0	150	0	0
213	**1004**	44	500	310	0	150	0	0
214	**993**	303	0	190	0	300	0	200
215	**953**	263	0	190	0	300	0	200
216	**932**	272	0	310	0	150	0	200
217	**882**	192	0	190	0	300	0	200
218	**874**	184	0	190	0	300	0	200
219	**855**	165	0	190	0	300	0	200
220	**840**	150	0	190	0	300	0	200
221	**832**	172	0	310	0	150	0	200
222	**817**	127	0	190	0	300	0	200

Crest Dehesa Point Total

	100%	25%	25%	10%	15%	10%	10%	5%
Score ID	Total Points	Adjusted Field Points	Attractor Score	Diabetes Score	Crash Score	Socioeconomic Score	Project Priority Score	School Score
223	**815**	125	0	190	0	300	0	200
224	**813**	123	0	190	0	300	0	200
225	**797**	107	0	190	0	300	0	200
226	**796**	106	0	190	0	300	0	200
227	**784**	94	0	190	0	300	0	200
228	**776**	86	0	190	0	300	0	200
229	**759**	69	0	190	0	300	0	200
230	**755**	95	0	310	0	150	0	200
231	**755**	65	0	190	0	300	0	200
232	**755**	65	0	190	0	300	0	200
233	**753**	63	0	190	0	300	0	200
234	**750**	60	0	190	0	300	0	200
235	**734**	44	0	190	0	300	0	200
236	**725**	65	0	310	0	150	0	200
237	**725**	65	0	310	0	150	0	200
238	**704**	44	0	310	0	150	0	200
239	**704**	44	0	310	0	150	0	200
240	**704**	44	0	310	0	150	0	200
241	**694**	234	0	310	0	150	0	0
242	**690**	0	0	190	0	300	0	200
243	**690**	0	0	190	0	300	0	200
244	**678**	218	0	310	0	150	0	0
245	**660**	0	0	310	0	150	0	200
246	**660**	0	0	310	0	150	0	200
247	**646**	186	0	310	0	150	0	0
248	**638**	178	0	310	0	150	0	0
249	**638**	178	0	310	0	150	0	0
250	**602**	142	0	310	0	150	0	0
251	**597**	107	0	190	0	300	0	0
252	**590**	130	0	310	0	150	0	0
253	**573**	113	0	310	0	150	0	0
254	**555**	95	0	310	0	150	0	0
255	**546**	86	0	310	0	150	0	0
256	**531**	71	0	310	0	150	0	0
257	**525**	65	0	310	0	150	0	0
258	**525**	65	0	310	0	150	0	0
259	**504**	44	0	310	0	150	0	0

Crest Dehesa Point Total

	100%	25%	25%	10%	15%	10%	10%	5%
Score ID	**Total Points**	**Adjusted Field Points**	**Attractor Score**	**Diabetes Score**	**Crash Score**	**Socioeconomic Score**	**Project Priority Score**	**School Score**
260	**504**	44	0	310	0	150	0	0
261	**504**	44	0	310	0	150	0	0
262	**504**	44	0	310	0	150	0	0
263	**504**	44	0	310	0	150	0	0

This page intentionally left blank

Desert

PGA Results

This page intentionally left blank

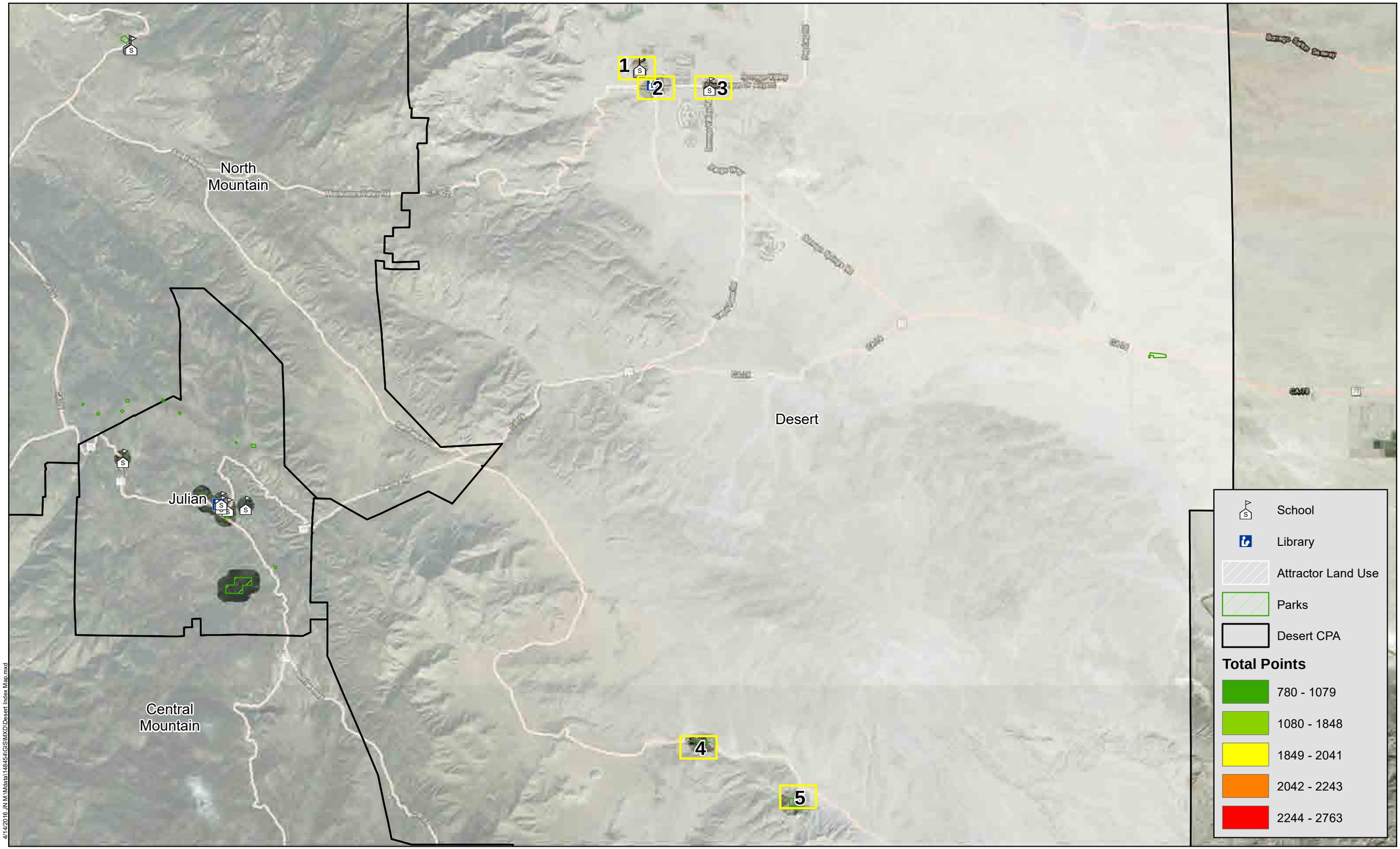

4/14/2016 J:\M:\Mdata\148454\GIS\MXD\Desert Index Map.mxd

Michael Baker INTERNATIONAL

0 2,000 4,000 8,000 Feet

Source: San Diego County, SANDAG, SanGIS, Eagle Aerial, ESRI

San Diego County ATP

Desert PGA

Index Map



Michael Baker INTERNATIONAL

0 250 500 1,000 Feet

Source: San Diego County, SANDAG, SanGIS, Eagle Aerial, ESRI

San Diego County ATP

Desert PGA

Map 1

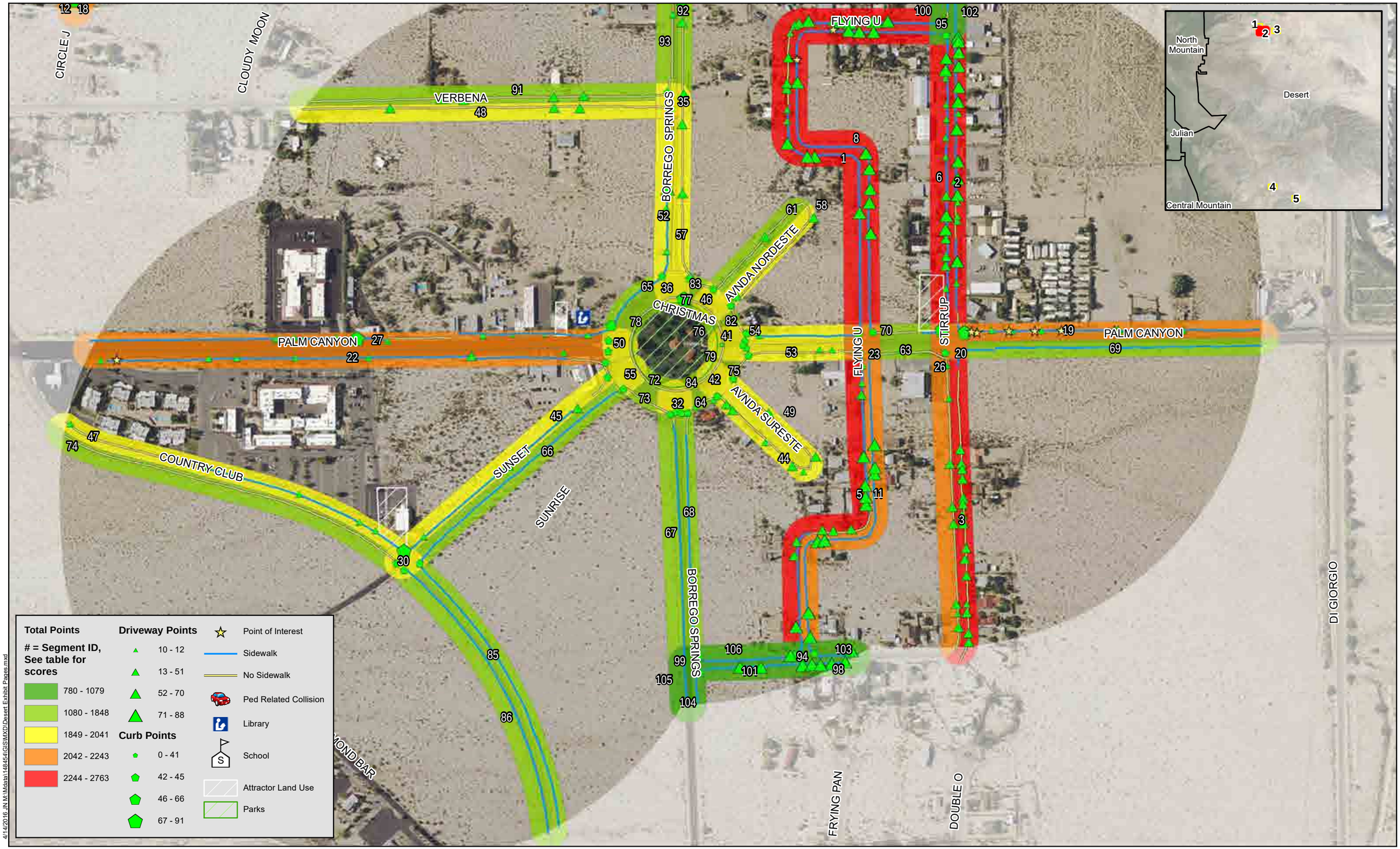
CIRCLE J
CLOUDY MOON
VERBENA
BORREGO SPRINGS
FLYING U
AVNDA NORDESTE
CHRISTMAS
STIRRUP
PALM CANYON
AVNDA SURESTE
SUNSET
COUNTRY CLUB
SUNRISE
DI GIORGIO
FRYING PAN
DOUBLE O
North Mountain
Desert
Julian
Central Mountain
Total Points
= Segment ID, See table for scores
780 - 1079
1080 - 1848
1849 - 2041
2042 - 2243
2244 - 2763
Driveway Points
10 - 12
13 - 51
52 - 70
71 - 88
Curb Points
0 - 41
42 - 45
46 - 66
67 - 91
Point of Interest
Sidewalk
No Sidewalk
Ped Related Collision
Library
School
Attractor Land Use
Parks
4/14/2016 J:\M:\Mdata\148454\GIS\MXD\Desert_Exhibit_Pages.mxd
Michael Baker INTERNATIONAL
0 250 500 1,000 Feet
Source: San Diego County, SANDAG, SanGIS, Eagle Aerial, ESRI
San Diego County ATP
Desert PGA
Map 2

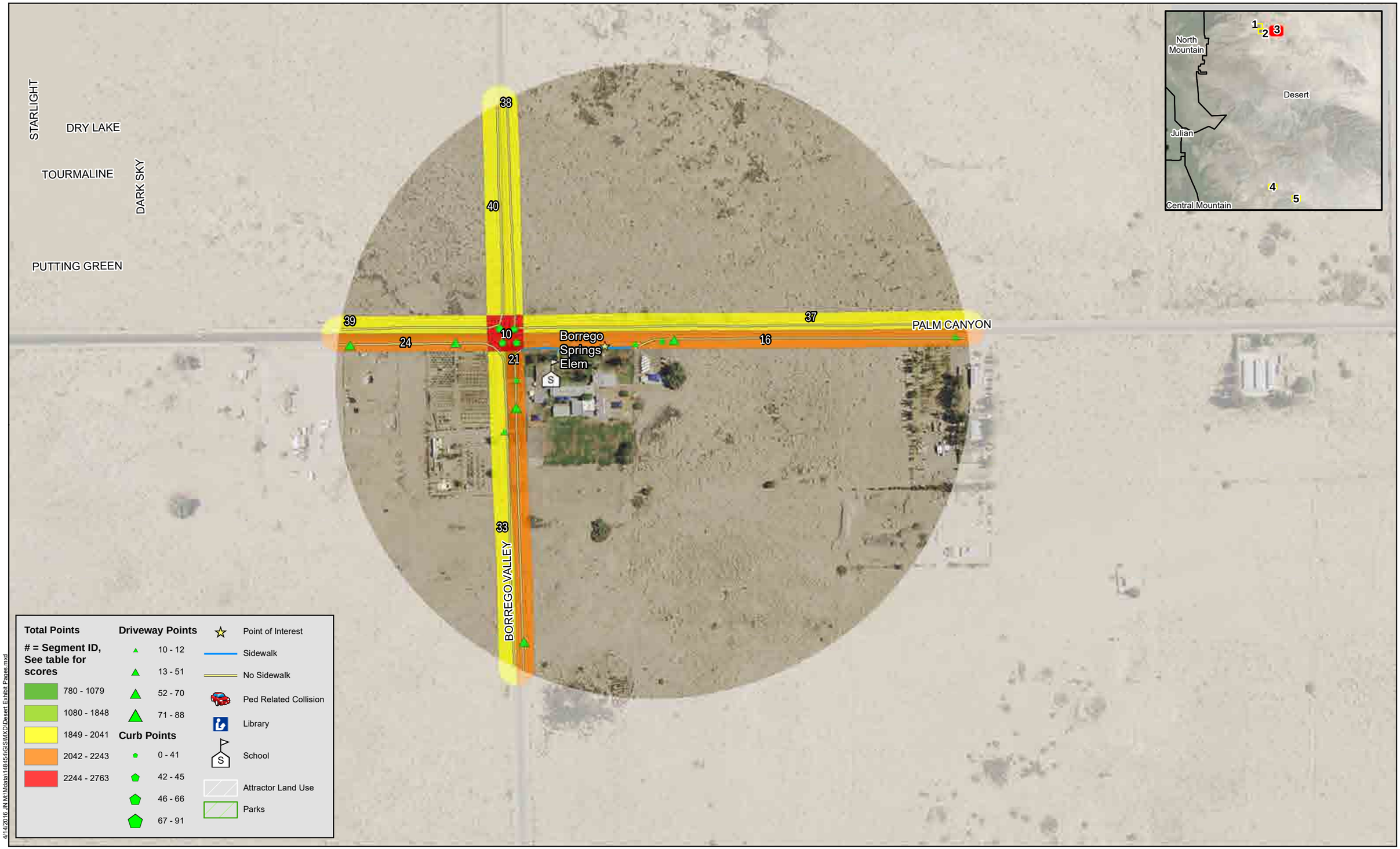

4/14/2016 J:\M:\Mdata\14845-4\GIS\MXD\Desert Exhibit Pages.mxd

Michael Baker INTERNATIONAL

0 250 500 1,000 Feet

Source: San Diego County, SANDAG, SanGIS, Eagle Aerial, ESRI

San Diego County ATP

Desert PGA

Map 3

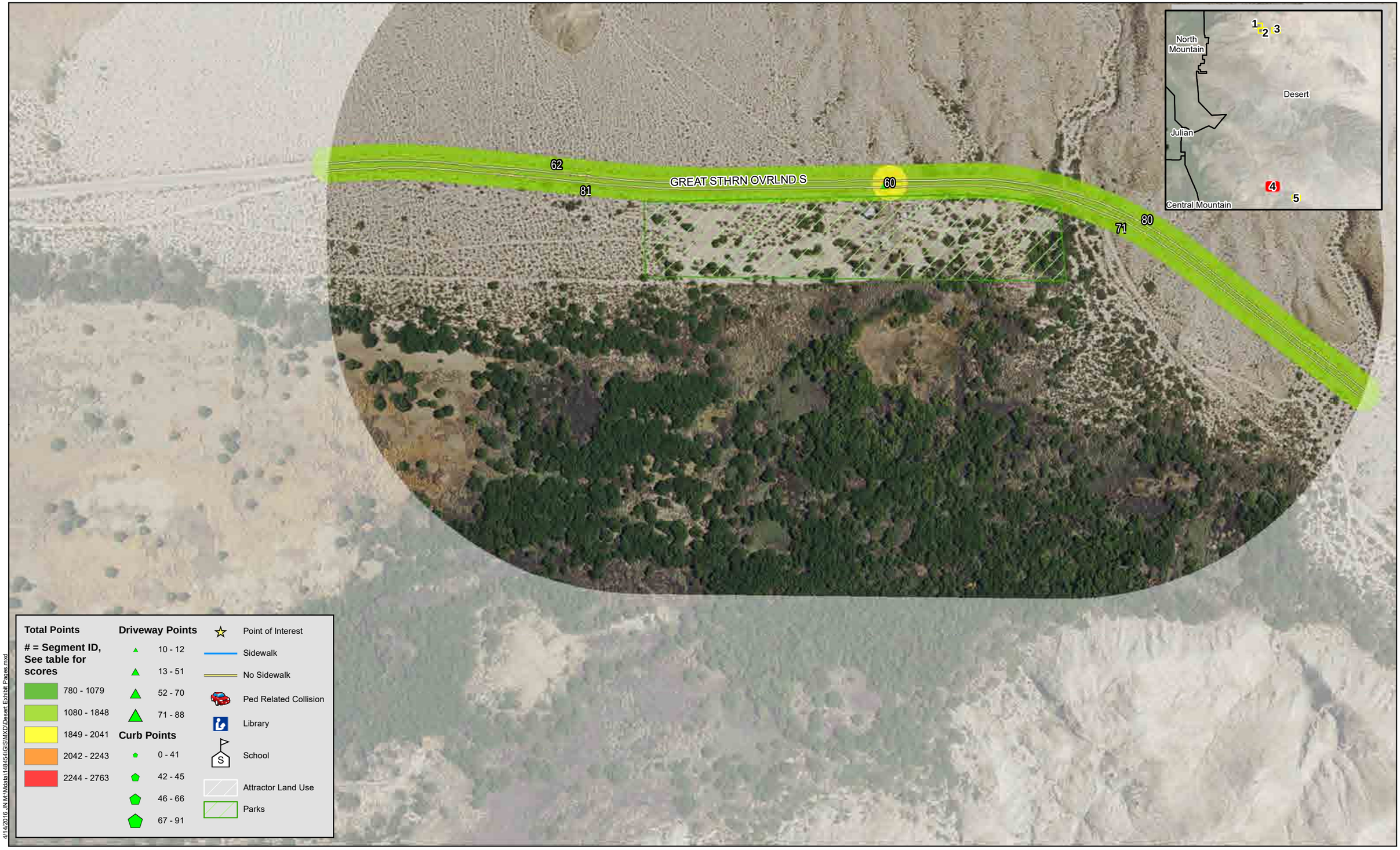

4/14/2016 JN M:\Mdata\14845d\GIS\MXD\Desert Exhibit Pages.mxd

Michael Baker INTERNATIONAL

0 250 500 1,000 Feet

Source: San Diego County, SANDAG, SanGIS, Eagle Aerial, ESRI

San Diego County ATP

Desert PGA

Map 4

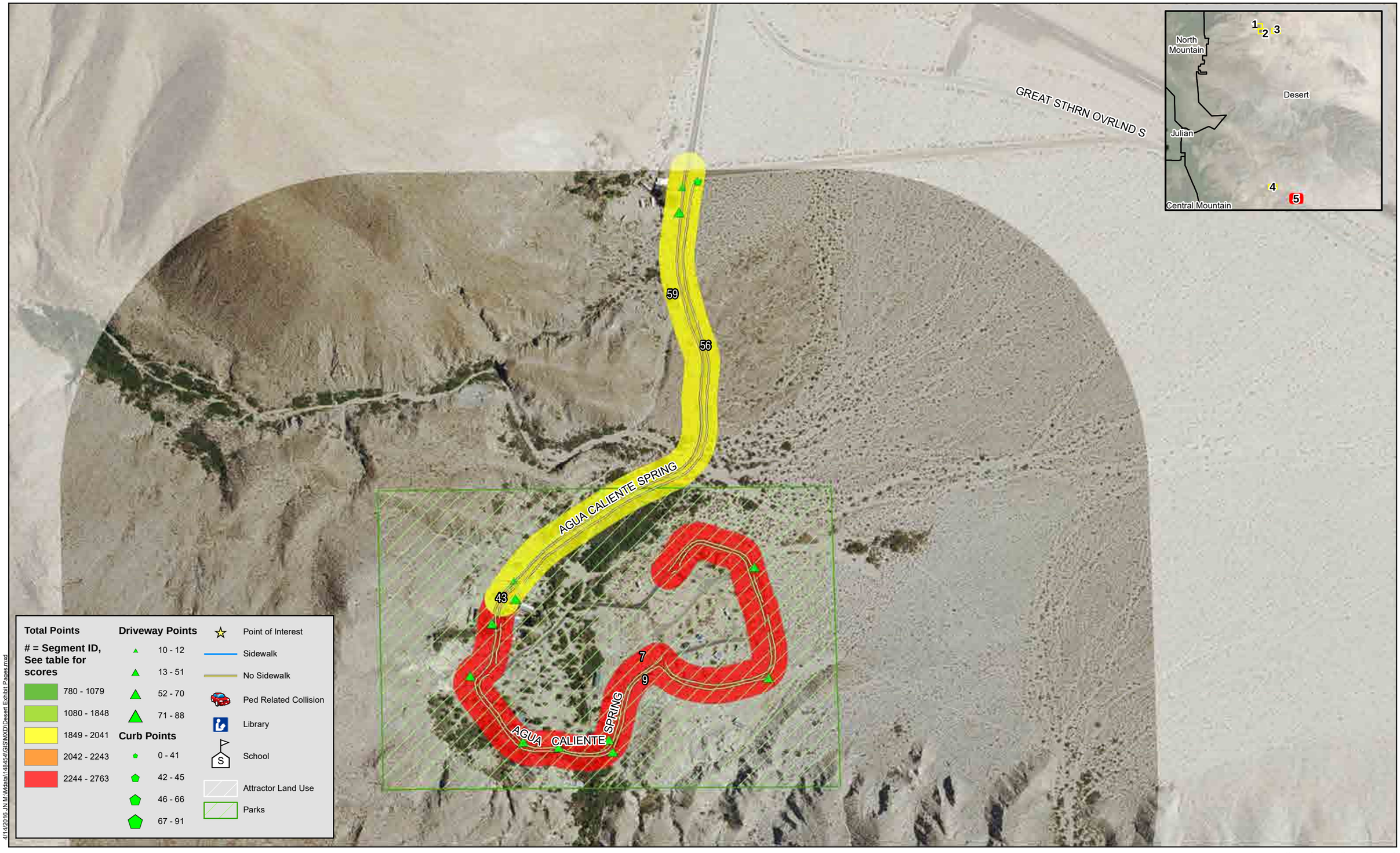

Michael Baker INTERNATIONAL

0 250 500 1,000 Feet

Source: San Diego County, SANDAG, SanGIS, Eagle Aerial, ESRI

San Diego County ATP

Desert PGA

Map 5

Desert Point Total

	100%	25%	25%	10%	15%	10%	10%	5%
Score ID	Total Points	Adjusted Field Points	Attractor Score	Diabetes Score	Crash Score	Socioeconomic Score	Project Priority Score	School Score
1	**2763**	1000	1000	363	0	400	0	0
2	**2581**	818	1000	363	0	400	0	0
3	**2543**	780	1000	363	0	400	0	0
4	**2476**	513	1000	363	0	400	0	200
5	**2445**	682	1000	363	0	400	0	0
6	**2400**	637	1000	363	0	400	0	0
7	**2383**	620	1000	363	0	400	0	0
8	**2358**	595	1000	363	0	400	0	0
9	**2355**	592	1000	363	0	400	0	0
10	**2342**	379	1000	363	0	400	0	200
11	**2244**	481	1000	363	0	400	0	0
12	**2233**	270	1000	363	0	400	0	200
13	**2222**	259	1000	363	0	400	0	200
14	**2211**	248	1000	363	0	400	0	200
15	**2191**	228	1000	363	0	400	0	200
16	**2172**	209	1000	363	0	400	0	200
17	**2151**	188	1000	363	0	400	0	200
18	**2134**	171	1000	363	0	400	0	200
19	**2128**	365	1000	363	0	400	0	0
20	**2114**	351	1000	363	0	400	0	0
21	**2114**	151	1000	363	0	400	0	200
22	**2113**	350	1000	363	0	400	0	0
23	**2095**	332	1000	363	0	400	0	0
24	**2095**	132	1000	363	0	400	0	200
25	**2095**	132	1000	363	0	400	0	200
26	**2090**	327	1000	363	0	400	0	0
27	**2084**	321	1000	363	0	400	0	0
28	**2083**	120	1000	363	0	400	0	200
29	**2042**	79	1000	363	0	400	0	200
30	**2038**	275	1000	363	0	400	0	0
31	**2034**	71	1000	363	0	400	0	200
32	**2029**	266	1000	363	0	400	0	0
33	**2026**	63	1000	363	0	400	0	200
34	**2018**	55	1000	363	0	400	0	200
35	**2016**	253	1000	363	0	400	0	0
36	**2004**	241	1000	363	0	400	0	0
37	**2002**	39	1000	363	0	400	0	200

Desert Point Total

	100%	25%	25%	10%	15%	10%	10%	5%
Score ID	Total Points	Adjusted Field Points	Attractor Score	Diabetes Score	Crash Score	Socioeconomic Score	Project Priority Score	School Score
38	**2002**	39	1000	363	0	400	0	200
39	**2002**	39	1000	363	0	400	0	200
40	**2002**	39	1000	363	0	400	0	200
41	**1997**	234	1000	363	0	400	0	0
42	**1989**	226	1000	363	0	400	0	0
43	**1986**	223	1000	363	0	400	0	0
44	**1983**	220	1000	363	0	400	0	0
45	**1975**	212	1000	363	0	400	0	0
46	**1970**	207	1000	363	0	400	0	0
47	**1958**	195	1000	363	0	400	0	0
48	**1941**	178	1000	363	0	400	0	0
49	**1934**	171	1000	363	0	400	0	0
50	**1934**	171	1000	363	0	400	0	0
51	**1926**	463	500	363	0	400	0	200
52	**1917**	154	1000	363	0	400	0	0
53	**1909**	146	1000	363	0	400	0	0
54	**1903**	140	1000	363	0	400	0	0
55	**1901**	138	1000	363	0	400	0	0
56	**1901**	138	1000	363	0	400	0	0
57	**1895**	132	1000	363	0	400	0	0
58	**1895**	132	1000	363	0	400	0	0
59	**1886**	123	1000	363	0	400	0	0
60	**1861**	98	1000	363	0	400	0	0
61	**1849**	86	1000	363	0	400	0	0
62	**1842**	79	1000	363	0	400	0	0
63	**1821**	58	1000	363	0	400	0	0
64	**1821**	58	1000	363	0	400	0	0
65	**1820**	57	1000	363	0	400	0	0
66	**1820**	57	1000	363	0	400	0	0
67	**1820**	57	1000	363	0	400	0	0
68	**1820**	57	1000	363	0	400	0	0
69	**1817**	54	1000	363	0	400	0	0
70	**1816**	53	1000	363	0	400	0	0
71	**1802**	39	1000	363	0	400	0	0
72	**1802**	39	1000	363	0	400	0	0
73	**1802**	39	1000	363	0	400	0	0
74	**1802**	39	1000	363	0	400	0	0

Desert Point Total

	100%	25%	25%	10%	15%	10%	10%	5%
Score ID	Total Points	Adjusted Field Points	Attractor Score	Diabetes Score	Crash Score	Socioeconomic Score	Project Priority Score	School Score
75	**1802**	39	1000	363	0	400	0	0
76	**1802**	39	1000	363	0	400	0	0
77	**1802**	39	1000	363	0	400	0	0
78	**1802**	39	1000	363	0	400	0	0
79	**1802**	39	1000	363	0	400	0	0
80	**1802**	39	1000	363	0	400	0	0
81	**1802**	39	1000	363	0	400	0	0
82	**1802**	39	1000	363	0	400	0	0
83	**1802**	39	1000	363	0	400	0	0
84	**1802**	39	1000	363	0	400	0	0
85	**1780**	17	1000	363	0	400	0	0
86	**1780**	17	1000	363	0	400	0	0
87	**1542**	79	500	363	0	400	0	200
88	**1509**	46	500	363	0	400	0	200
89	**1502**	39	500	363	0	400	0	200
90	**1502**	39	500	363	0	400	0	200
91	**1487**	224	500	363	0	400	0	0
92	**1441**	178	500	363	0	400	0	0
93	**1412**	149	500	363	0	400	0	0
94	**1079**	316	0	363	0	400	0	0
95	**1051**	288	0	363	0	400	0	0
96	**1049**	86	0	363	0	400	0	200
97	**1002**	39	0	363	0	400	0	200
98	**953**	190	0	363	0	400	0	0
99	**903**	140	0	363	0	400	0	0
100	**895**	132	0	363	0	400	0	0
101	**895**	132	0	363	0	400	0	0
102	**868**	105	0	363	0	400	0	0
103	**836**	73	0	363	0	400	0	0
104	**780**	17	0	363	0	400	0	0
105	**780**	17	0	363	0	400	0	0
106	**780**	17	0	363	0	400	0	0

This page intentionally left blank

Fallbrook

PGA Results

This page intentionally left blank

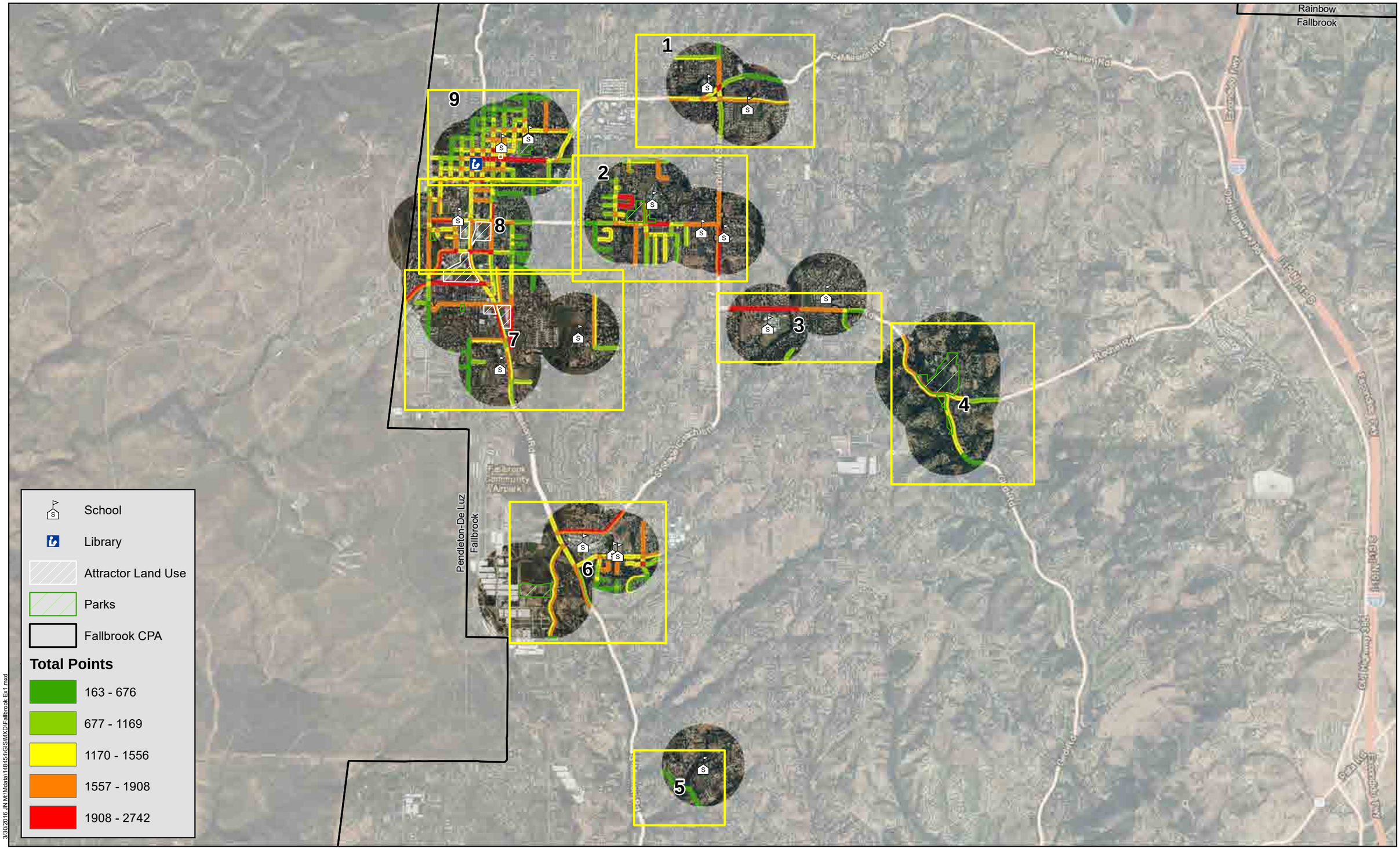

3/30/2016 J:\M:\Mdata\14845d\GIS\MXD\Fallbrook Ex1.mxd

Michael Baker INTERNATIONAL

0 1,000 2,000 4,000 Feet

Source: San Diego County, SANDAG, SanGIS, Eagle Aerial, ESRI

San Diego County ATP

Fallbrook PGA

Index Map

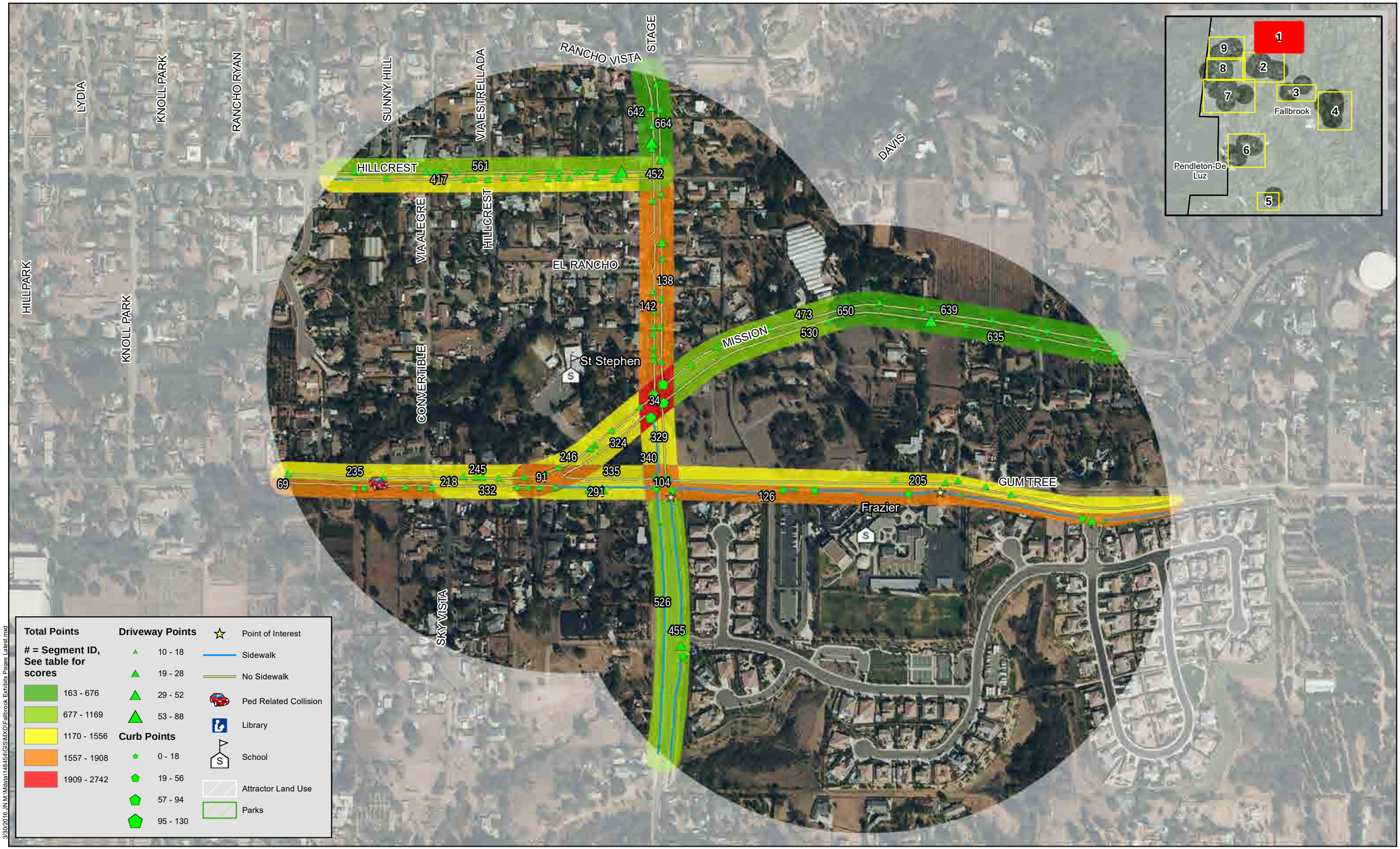

3/30/2016 J:\M\Mdata\148454\GIS\MXD\Fallbrook Exhibits Pages Latest.mxd

Michael Baker INTERNATIONAL

0 250 500 1,000 Feet

Source: San Diego County, SANDAG, SanGIS, Eagle Aerial, ESRI

San Diego County ATP

Fallbrook PGA

Map 1

Total Points

 # = Segment ID, See table for scores

- 163 - 676
- 677 - 1169
- 1170 - 1556
- 1557 - 1908
- 1909 - 2742

Driveway Points

- 10 - 18
- 19 - 28
- 29 - 52
- 53 - 88

Curb Points

- 0 - 18
- 19 - 56
- 57 - 94
- 95 - 130

- Point of Interest
- Sidewalk
- No Sidewalk
- Ped Related Collision
- Library
- School
- Attractor Land Use
- Parks

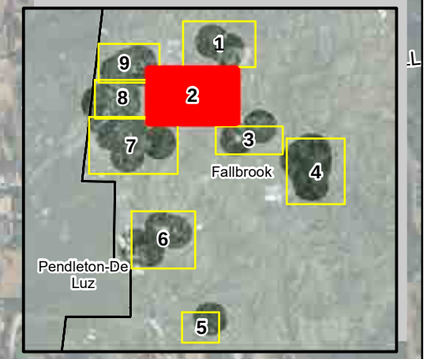

ALVARADO
ALVARADO
BARHAVEN
MERCEDES
BAMBOO
PALACIO NORTE
AMIGOS
ALVA
LUNDY
VIA FELIZ
AVES
BELLINGTON
VIA ENTRADA
FUNQUEST
La Paloma
CALLE DE LA PALOMA
SHADY GLEN
VILLAGE VIEW
DRIFTWOOD
POTTER
RODEO QUEEN
HEALD
ARROYO VISTA
VIA LIMA
STAGE COACH
VIA SOPLADOR
BRANT CANYON
FELICIDAD
FALLBROOK
AVNDA CAMPANA
GOLDEN
OLD BRIDGE
SHADE TREE
WOODCREEK
WILLOW TREE
MCDONALD
MAGARIAN
LA PALMA
LA STRADA
DEBBY
WAXFLOWER
JUNE
JUANITA
MARITA
ST PETERS
St Peters
Zion Lutheran
LA VONNE
ROSEMERE
GOLDEN
LA RUE
VIA ROSE MARIE
GERALD
GERALD
N CRESCENT RIDGE
RIDGE HEIGHTS
EL CAMTO
NORWYNN
CUATRO
CARNATION
GOLDEN

3/30/2016 J:\M:\Mdata\14845\GIS\MXD\Fallbrook Exhibits Pages Latest.mxd

Michael Baker INTERNATIONAL

0 250 500 1,000 Feet

Source: San Diego County, SANDAG, SanGIS, Eagle Aerial, ESRI

San Diego County ATP

Fallbrook PGA

Map 2

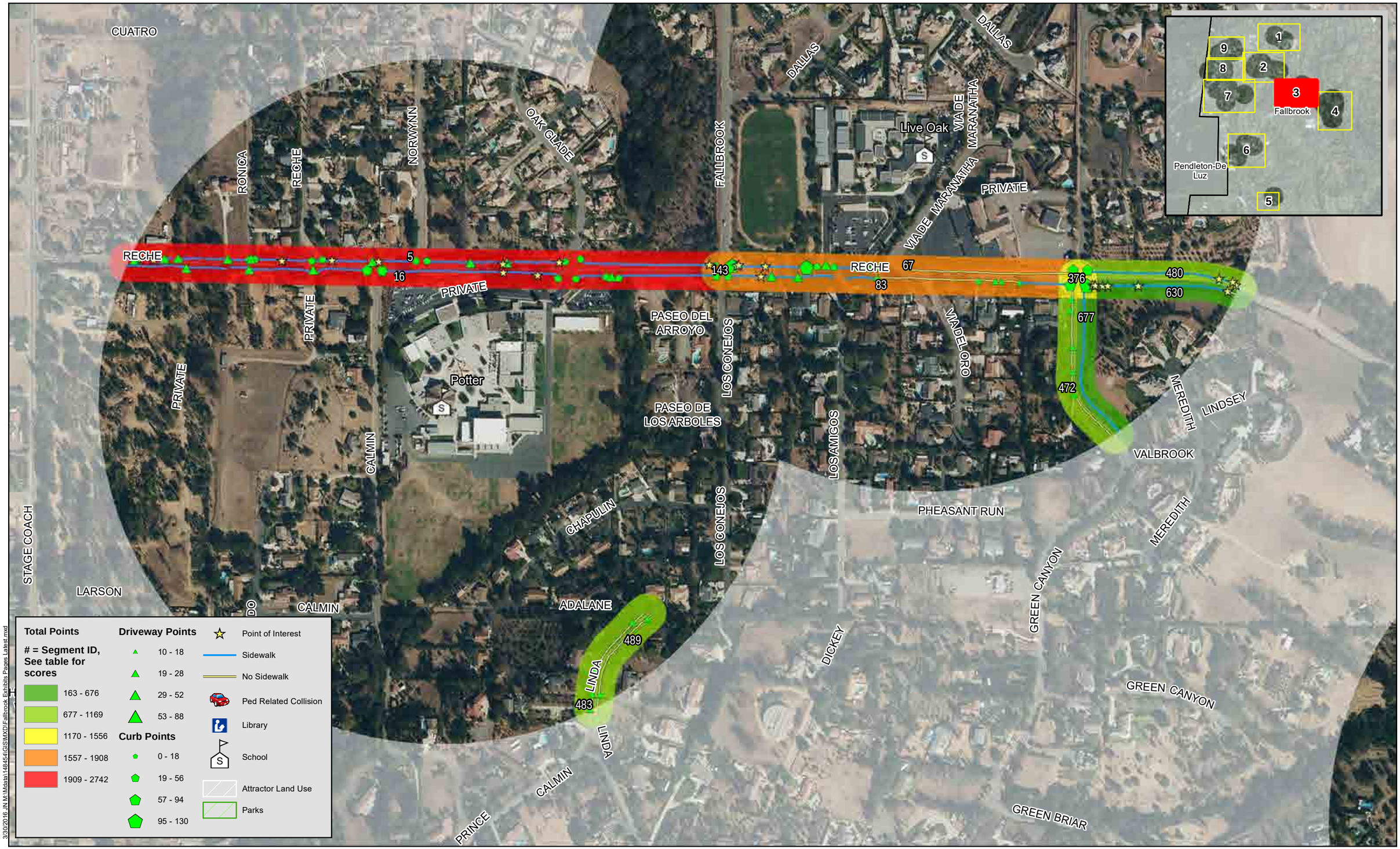

Michael Baker INTERNATIONAL

0 250 500 1,000 Feet

Source: San Diego County, SANDAG, SanGIS, Eagle Aerial, ESRI

San Diego County ATP

Fallbrook PGA

Map 3

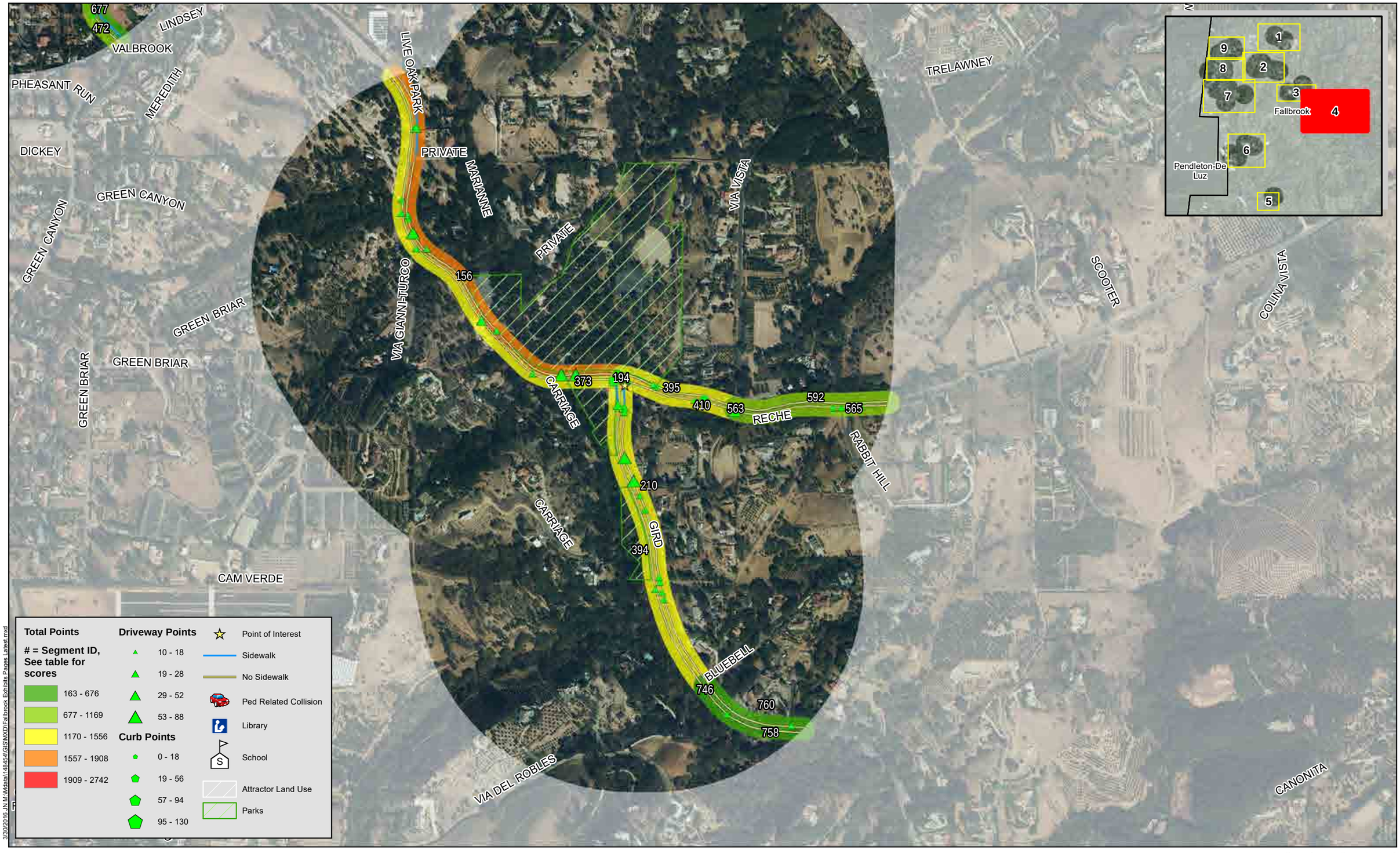

3/30/2016 J:\M:\Mdata\148454\GIS\MXD\Fallbrook Exhibits Pages Latest.mxd

Michael Baker INTERNATIONAL

0 250 500 1,000 Feet

Source: San Diego County, SANDAG, SanGIS, Eagle Aerial, ESRI

San Diego County ATP

Fallbrook PGA

Map 4


MISSION CREEK
SUNSET
SYCAMOR
Family Ed
VIA ENCINOS
SECLUDED
SUNSET GROVE
608
613
MISSION
PALOMAR
PALOMAR
1
2
3
4
5
6
7
8
9
Fallbrook
Pendleton-De Luz
Total Points
= Segment ID, See table for scores
163 - 676
677 - 1169
1170 - 1556
1557 - 1908
1909 - 2742
Driveway Points
10 - 18
19 - 28
29 - 52
53 - 88
Curb Points
0 - 18
19 - 56
57 - 94
95 - 130
Point of Interest
Sidewalk
No Sidewalk
Ped Related Collision
Library
School
Attractor Land Use
Parks
3/30/2016 J:\N:\Mdata\148454\GIS\MXD\Fallbrook Exhibits Pages Latest.mxd
Michael Baker INTERNATIONAL
0
250
500
1,000
Feet
Source: San Diego County, SANDAG, SanGIS, Eagle Aerial, ESRI
San Diego County ATP
Fallbrook PGA
Map 5

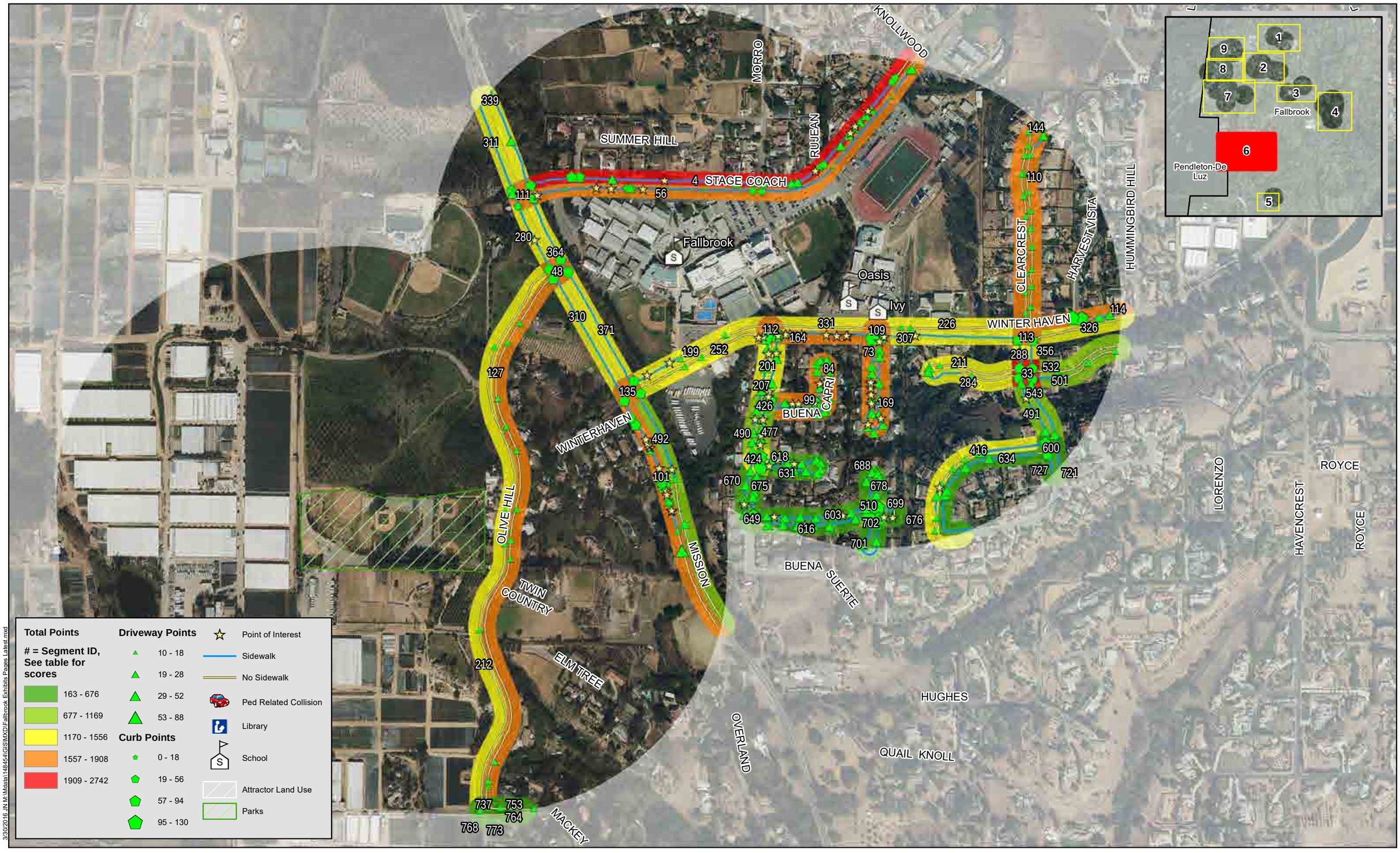

Total Points

 # = Segment ID, See table for scores

163 - 676
677 - 1169
1170 - 1556
1557 - 1908
1909 - 2742

Driveway Points

10 - 18
19 - 28
29 - 52
53 - 88

Curb Points

0 - 18
19 - 56
57 - 94
95 - 130

- Point of Interest
- Sidewalk
- No Sidewalk
- Ped Related Collision
- Library
- School
- Attractor Land Use
- Parks

3/30/2016 J:\N\Mdata\148454\GIS\MXD\Fallbrook Exhibits Pages Latest.mxd

Michael Baker INTERNATIONAL

0 250 500 1,000 Feet

Source: San Diego County, SANDAG, SanGIS, Eagle Aerial, ESRI

San Diego County ATP

Fallbrook PGA

Map 6

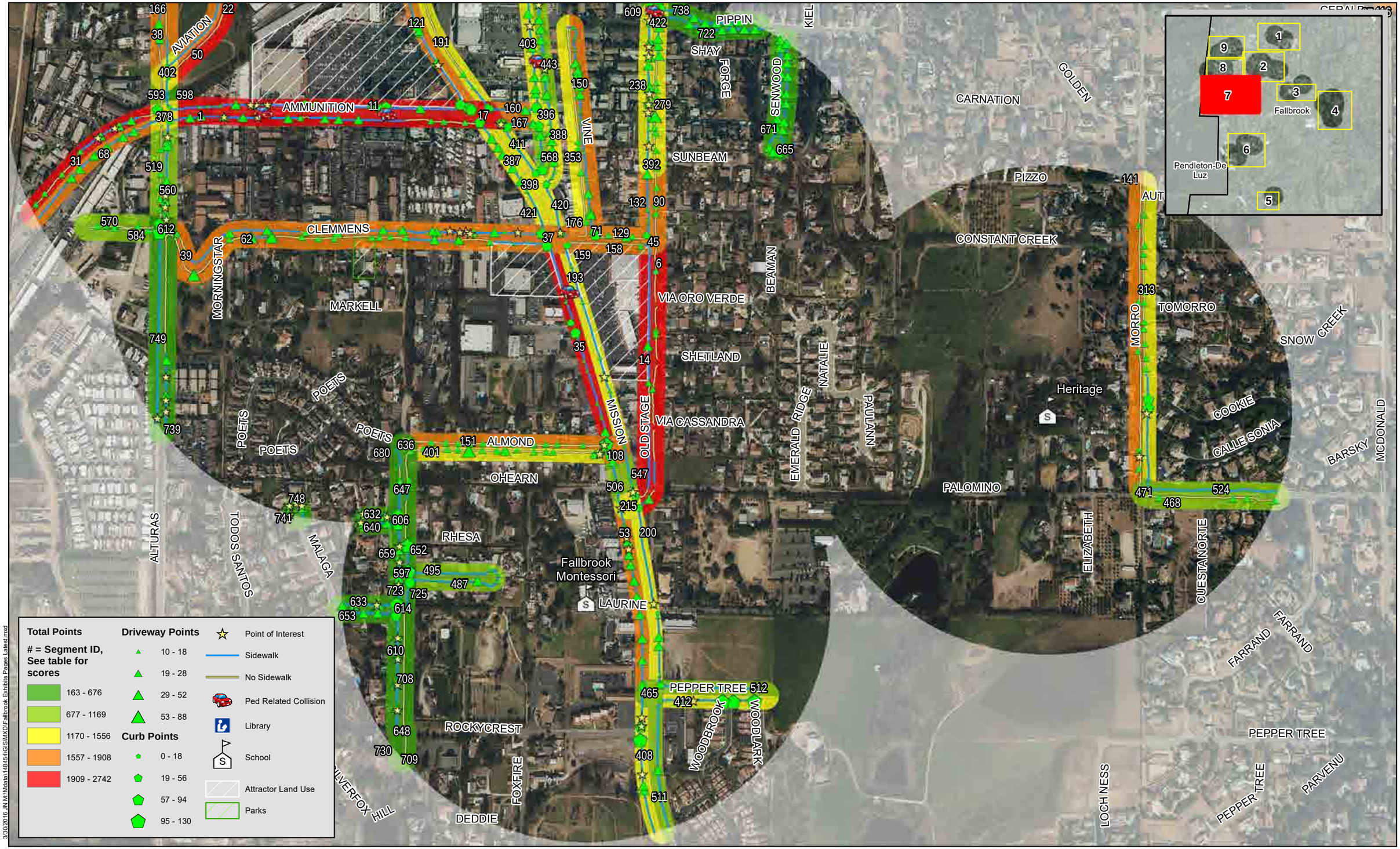

3/30/2016 J:\M\Mdata\14845A\GIS\MXD\Fallbrook Exhibits Pages_Latest.mxd

Source: San Diego County, SANDAG, SanGIS, Eagle Aerial, ESRI

Michael Baker INTERNATIONAL

San Diego County ATP

Fallbrook PGA

Map 7

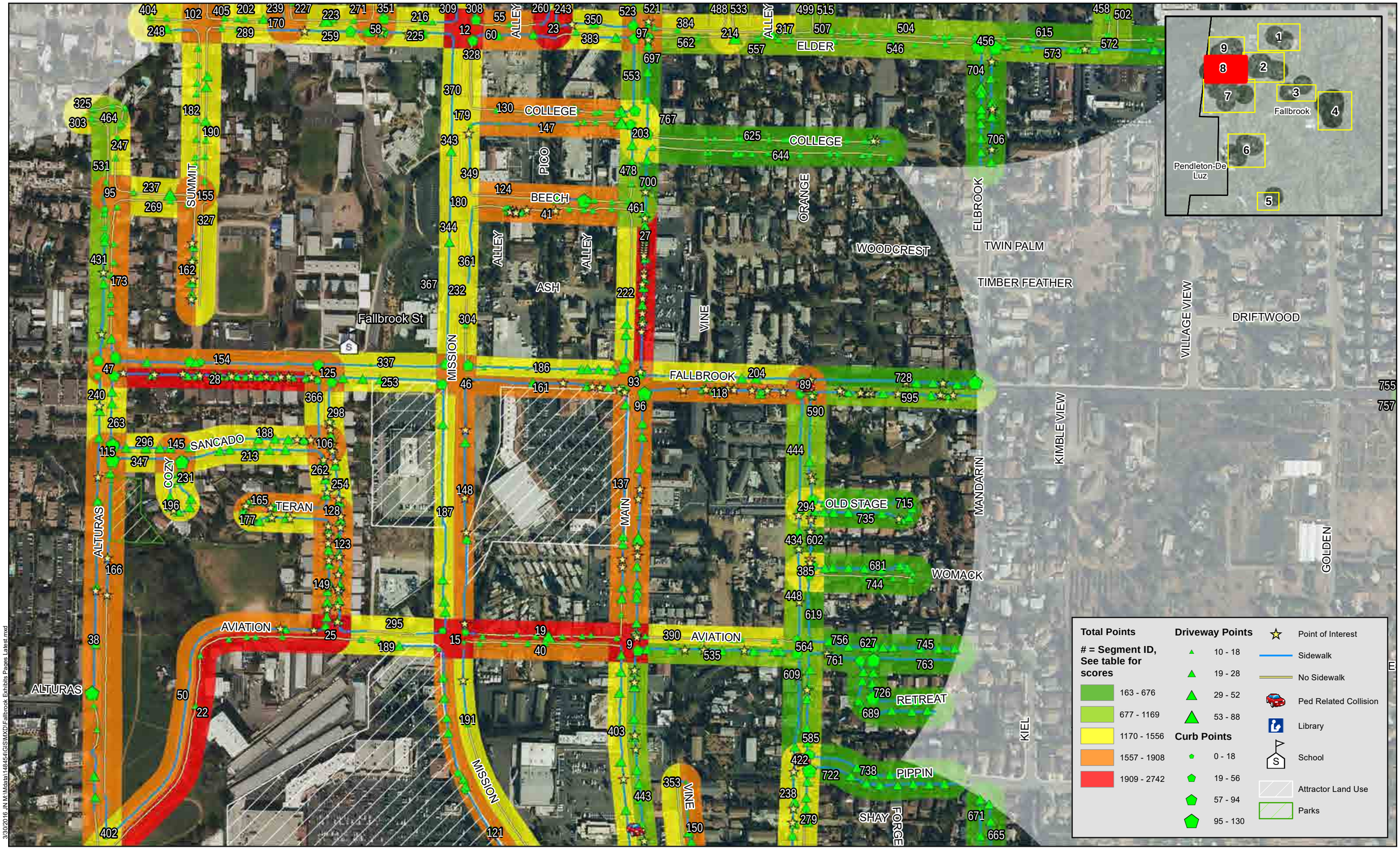

3/30/2016 J:\M\Mdata\148454\GIS\MXD\Fallbrook Exhibits Parcel Latest.mxd

Michael Baker INTERNATIONAL

0 250 500 1,000 Feet

Source: San Diego County, SANDAG, SanGIS, Eagle Aerial, ESRI

San Diego County ATP

Fallbrook PGA

Map 8

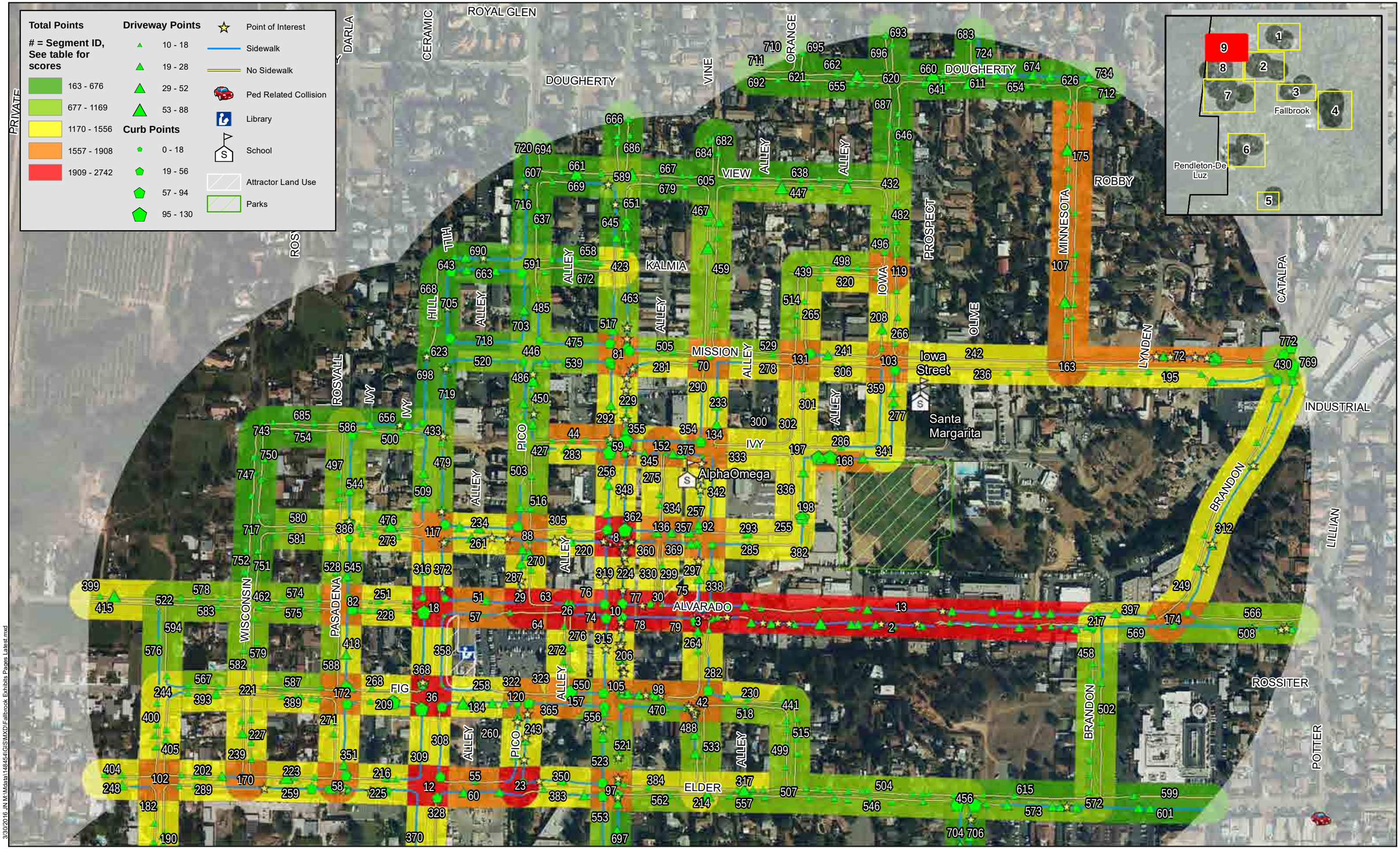

3/30/2016 J:\N Mdata\148454\GIS\MXD\Fallbrook Exhibits Pages Latest.mxd

Michael Baker INTERNATIONAL

0 250 500 1,000 Feet

Source: San Diego County, SANDAG, SanGIS, Eagle Aerial, ESRI

San Diego County ATP

Fallbrook PGA

Map 9

Fallbrook Point Total

	100%	25%	25%	10%	15%	10%	10%	5%
Score ID	Total Points	Adjusted Field Points	Attractor Score	Diabetes Score	Crash Score	Socioeconomic Score	Project Priority Score	School Score
1	**2742**	579	1000	163	600	0	400	0
2	**2589**	826	1000	163	0	0	400	200
3	**2418**	355	1000	163	300	0	400	200
4	**2363**	1000	1000	163	0	0	0	200
5	**2320**	957	1000	163	0	0	0	200
6	**2263**	500	1000	163	0	0	400	200
7	**2242**	879	1000	163	0	0	0	200
8	**2164**	501	1000	163	300	0	0	200
9	**2159**	596	1000	163	0	0	400	0
10	**2158**	395	1000	163	0	0	400	200
11	**2140**	577	1000	163	0	0	400	0
12	**2130**	367	1000	163	0	0	400	200
13	**2130**	367	1000	163	0	0	400	200
14	**2126**	363	1000	163	0	0	400	200
15	**2107**	344	1000	163	0	0	400	200
16	**2105**	742	1000	163	0	0	0	200
17	**2100**	537	1000	163	0	0	400	0
18	**2093**	330	1000	163	0	0	400	200
19	**2092**	329	1000	163	0	0	400	200
20	**2064**	701	1000	163	0	0	0	200
21	**2063**	700	1000	163	0	0	0	200
22	**2035**	272	1000	163	0	0	400	200
23	**2020**	257	1000	163	0	0	400	200
24	**2017**	654	1000	163	0	0	0	200
25	**2016**	253	1000	163	0	0	400	200
26	**2016**	253	1000	163	0	0	400	200
27	**2003**	640	1000	163	0	0	0	200
28	**1992**	629	1000	163	0	0	0	200
29	**1986**	223	1000	163	0	0	400	200
30	**1983**	220	1000	163	0	0	400	200
31	**1956**	393	1000	163	0	0	400	0
32	**1952**	589	1000	163	0	0	0	200
33	**1945**	582	1000	163	0	0	0	200
34	**1944**	581	1000	163	0	0	0	200
35	**1937**	274	1000	163	300	0	0	200
36	**1921**	558	1000	163	0	0	0	200
37	**1909**	346	1000	163	0	0	400	0

Fallbrook Point Total

	100%	25%	25%	10%	15%	10%	10%	5%
Score ID	Total Points	Adjusted Field Points	Attractor Score	Diabetes Score	Crash Score	Socioeconomic Score	Project Priority Score	School Score
38	**1903**	540	1000	163	0	0	0	200
39	**1900**	737	1000	163	0	0	0	0
40	**1897**	134	1000	163	0	0	400	200
41	**1879**	516	1000	163	0	0	0	200
42	**1867**	504	1000	163	0	0	0	200
43	**1860**	497	1000	163	0	0	0	200
44	**1859**	96	1000	163	0	0	400	200
45	**1857**	294	1000	163	0	0	400	0
46	**1838**	475	1000	163	0	0	0	200
47	**1837**	474	1000	163	0	0	0	200
48	**1834**	471	1000	163	0	0	0	200
49	**1833**	470	1000	163	0	0	0	200
50	**1833**	70	1000	163	0	0	400	200
51	**1831**	68	1000	163	0	0	400	200
52	**1824**	461	1000	163	0	0	0	200
53	**1823**	460	1000	163	0	0	0	200
54	**1822**	459	1000	163	0	0	0	200
55	**1821**	58	1000	163	0	0	400	200
56	**1821**	458	1000	163	0	0	0	200
57	**1820**	57	1000	163	0	0	400	200
58	**1814**	451	1000	163	0	0	0	200
59	**1809**	446	1000	163	0	0	0	200
60	**1805**	42	1000	163	0	0	400	200
61	**1804**	441	1000	163	0	0	0	200
62	**1803**	640	1000	163	0	0	0	0
63	**1803**	40	1000	163	0	0	400	200
64	**1803**	40	1000	163	0	0	400	200
65	**1802**	439	1000	163	0	0	0	200
66	**1801**	438	1000	163	0	0	0	200
67	**1799**	436	1000	163	0	0	0	200
68	**1798**	235	1000	163	0	0	400	0
69	**1797**	134	1000	163	300	0	0	200
70	**1794**	431	1000	163	0	0	0	200
71	**1792**	229	1000	163	0	0	400	0
72	**1790**	427	1000	163	0	0	0	200
73	**1784**	421	1000	163	0	0	0	200
74	**1776**	13	1000	163	0	0	400	200

Fallbrook Point Total

	100%	25%	25%	10%	15%	10%	10%	5%
Score ID	Total Points	Adjusted Field Points	Attractor Score	Diabetes Score	Crash Score	Socioeconomic Score	Project Priority Score	School Score
75	**1776**	13	1000	163	0	0	400	200
76	**1774**	11	1000	163	0	0	400	200
77	**1774**	11	1000	163	0	0	400	200
78	**1774**	11	1000	163	0	0	400	200
79	**1774**	11	1000	163	0	0	400	200
80	**1773**	410	1000	163	0	0	0	200
81	**1766**	403	1000	163	0	0	0	200
82	**1757**	394	1000	163	0	0	0	200
83	**1754**	391	1000	163	0	0	0	200
84	**1753**	390	1000	163	0	0	0	200
85	**1751**	388	1000	163	0	0	0	200
86	**1750**	387	1000	163	0	0	0	200
87	**1750**	387	1000	163	0	0	0	200
88	**1742**	379	1000	163	0	0	0	200
89	**1742**	379	500	163	300	0	400	0
90	**1738**	175	1000	163	0	0	400	0
91	**1738**	375	1000	163	0	0	0	200
92	**1737**	374	1000	163	0	0	0	200
93	**1737**	374	1000	163	0	0	0	200
94	**1735**	372	1000	163	0	0	0	200
95	**1731**	368	1000	163	0	0	0	200
96	**1730**	367	1000	163	0	0	0	200
97	**1727**	464	500	163	0	0	400	200
98	**1720**	357	1000	163	0	0	0	200
99	**1718**	355	1000	163	0	0	0	200
100	**1718**	355	1000	163	0	0	0	200
101	**1718**	855	500	163	0	0	0	200
102	**1716**	353	1000	163	0	0	0	200
103	**1715**	352	1000	163	0	0	0	200
104	**1714**	351	1000	163	0	0	0	200
105	**1713**	350	1000	163	0	0	0	200
106	**1704**	341	1000	163	0	0	0	200
107	**1703**	340	1000	163	0	0	0	200
108	**1702**	339	1000	163	0	0	0	200
109	**1700**	337	1000	163	0	0	0	200
110	**1699**	336	1000	163	0	0	0	200
111	**1696**	333	1000	163	0	0	0	200

Fallbrook Point Total

	100%	25%	25%	10%	15%	10%	10%	5%
Score ID	Total Points	Adjusted Field Points	Attractor Score	Diabetes Score	Crash Score	Socioeconomic Score	Project Priority Score	School Score
112	**1692**	329	1000	163	0	0	0	200
113	**1690**	327	1000	163	0	0	0	200
114	**1688**	325	1000	163	0	0	0	200
115	**1687**	324	1000	163	0	0	0	200
116	**1687**	324	1000	163	0	0	0	200
117	**1686**	323	1000	163	0	0	0	200
118	**1685**	322	1000	163	0	0	0	200
119	**1685**	322	1000	163	0	0	0	200
120	**1682**	319	1000	163	0	0	0	200
121	**1681**	318	1000	163	0	0	0	200
122	**1677**	314	1000	163	0	0	0	200
123	**1676**	313	1000	163	0	0	0	200
124	**1676**	313	1000	163	0	0	0	200
125	**1672**	309	1000	163	0	0	0	200
126	**1672**	309	1000	163	0	0	0	200
127	**1669**	306	1000	163	0	0	0	200
128	**1666**	303	1000	163	0	0	0	200
129	**1664**	101	1000	163	0	0	400	0
130	**1663**	300	1000	163	0	0	0	200
131	**1661**	298	1000	163	0	0	0	200
132	**1656**	93	1000	163	0	0	400	0
133	**1654**	291	1000	163	0	0	0	200
134	**1653**	290	1000	163	0	0	0	200
135	**1647**	284	1000	163	0	0	0	200
136	**1647**	284	1000	163	0	0	0	200
137	**1642**	279	1000	163	0	0	0	200
138	**1638**	275	1000	163	0	0	0	200
139	**1636**	373	500	163	0	0	400	200
140	**1636**	273	1000	163	0	0	0	200
141	**1635**	272	1000	163	0	0	0	200
142	**1633**	270	1000	163	0	0	0	200
143	**1630**	267	1000	163	0	0	0	200
144	**1630**	267	1000	163	0	0	0	200
145	**1628**	265	1000	163	0	0	0	200
146	**1626**	263	1000	163	0	0	0	200
147	**1622**	259	1000	163	0	0	0	200
148	**1621**	258	1000	163	0	0	0	200

Fallbrook Point Total

	100%	25%	25%	10%	15%	10%	10%	5%
Score ID	Total Points	Adjusted Field Points	Attractor Score	Diabetes Score	Crash Score	Socioeconomic Score	Project Priority Score	School Score
149	**1620**	257	1000	163	0	0	0	200
150	**1612**	449	1000	163	0	0	0	0
151	**1611**	248	1000	163	0	0	0	200
152	**1611**	248	1000	163	0	0	0	200
153	**1610**	247	1000	163	0	0	0	200
154	**1610**	247	1000	163	0	0	0	200
155	**1607**	244	1000	163	0	0	0	200
156	**1607**	444	1000	163	0	0	0	0
157	**1603**	240	1000	163	0	0	0	200
158	**1603**	40	1000	163	0	0	400	0
159	**1603**	40	1000	163	0	0	400	0
160	**1598**	35	1000	163	0	0	400	0
161	**1598**	235	1000	163	0	0	0	200
162	**1596**	233	1000	163	0	0	0	200
163	**1590**	227	1000	163	0	0	0	200
164	**1587**	224	1000	163	0	0	0	200
165	**1581**	218	1000	163	0	0	0	200
166	**1578**	215	1000	163	0	0	0	200
167	**1576**	13	1000	163	0	0	400	0
168	**1575**	212	1000	163	0	0	0	200
169	**1569**	206	1000	163	0	0	0	200
170	**1569**	206	1000	163	0	0	0	200
171	**1569**	206	1000	163	0	0	0	200
172	**1568**	405	1000	163	0	0	0	0
173	**1567**	204	1000	163	0	0	0	200
174	**1565**	302	500	163	0	0	400	200
175	**1564**	201	1000	163	0	0	0	200
176	**1563**	0	1000	163	0	0	400	0
177	**1557**	194	1000	163	0	0	0	200
178	**1556**	293	500	163	0	0	400	200
179	**1556**	193	1000	163	0	0	0	200
180	**1554**	191	1000	163	0	0	0	200
181	**1554**	191	1000	163	0	0	0	200
182	**1554**	191	1000	163	0	0	0	200
183	**1553**	190	1000	163	0	0	0	200
184	**1553**	190	1000	163	0	0	0	200
185	**1549**	186	1000	163	0	0	0	200

Fallbrook Point Total

	100%	25%	25%	10%	15%	10%	10%	5%
Score ID	Total Points	Adjusted Field Points	Attractor Score	Diabetes Score	Crash Score	Socioeconomic Score	Project Priority Score	School Score
186	**1547**	184	1000	163	0	0	0	200
187	**1546**	183	1000	163	0	0	0	200
188	**1543**	180	1000	163	0	0	0	200
189	**1542**	179	1000	163	0	0	0	200
190	**1541**	178	1000	163	0	0	0	200
191	**1541**	178	1000	163	0	0	0	200
192	**1540**	177	1000	163	0	0	0	200
193	**1540**	177	1000	163	0	0	0	200
194	**1538**	375	1000	163	0	0	0	0
195	**1537**	174	1000	163	0	0	0	200
196	**1537**	174	1000	163	0	0	0	200
197	**1532**	169	1000	163	0	0	0	200
198	**1532**	169	1000	163	0	0	0	200
199	**1530**	167	1000	163	0	0	0	200
200	**1528**	165	1000	163	0	0	0	200
201	**1524**	161	1000	163	0	0	0	200
202	**1520**	157	1000	163	0	0	0	200
203	**1519**	656	500	163	0	0	0	200
204	**1518**	155	1000	163	0	0	0	200
205	**1516**	153	1000	163	0	0	0	200
206	**1514**	151	1000	163	0	0	0	200
207	**1514**	151	1000	163	0	0	0	200
208	**1509**	146	1000	163	0	0	0	200
209	**1506**	143	1000	163	0	0	0	200
210	**1505**	342	1000	163	0	0	0	0
211	**1503**	140	1000	163	0	0	0	200
212	**1497**	134	1000	163	0	0	0	200
213	**1497**	134	1000	163	0	0	0	200
214	**1496**	233	500	163	0	0	400	200
215	**1495**	232	500	163	0	0	400	200
216	**1492**	129	1000	163	0	0	0	200
217	**1492**	229	500	163	0	0	400	200
218	**1490**	127	1000	163	0	0	0	200
219	**1490**	127	1000	163	0	0	0	200
220	**1489**	126	1000	163	0	0	0	200
221	**1488**	325	1000	163	0	0	0	0
222	**1487**	124	1000	163	0	0	0	200

Fallbrook Point Total

	100%	25%	25%	10%	15%	10%	10%	5%
Score ID	Total Points	Adjusted Field Points	Attractor Score	Diabetes Score	Crash Score	Socioeconomic Score	Project Priority Score	School Score
223	**1487**	124	1000	163	0	0	0	200
224	**1484**	121	1000	163	0	0	0	200
225	**1483**	120	1000	163	0	0	0	200
226	**1480**	117	1000	163	0	0	0	200
227	**1478**	115	1000	163	0	0	0	200
228	**1478**	115	1000	163	0	0	0	200
229	**1476**	113	1000	163	0	0	0	200
230	**1475**	112	1000	163	0	0	0	200
231	**1475**	112	1000	163	0	0	0	200
232	**1473**	110	1000	163	0	0	0	200
233	**1471**	108	1000	163	0	0	0	200
234	**1471**	108	1000	163	0	0	0	200
235	**1470**	107	1000	163	0	0	0	200
236	**1470**	107	1000	163	0	0	0	200
237	**1468**	105	1000	163	0	0	0	200
238	**1468**	405	500	163	0	0	400	0
239	**1464**	101	1000	163	0	0	0	200
240	**1464**	101	1000	163	0	0	0	200
241	**1464**	101	1000	163	0	0	0	200
242	**1461**	98	1000	163	0	0	0	200
243	**1460**	97	1000	163	0	0	0	200
244	**1459**	296	1000	163	0	0	0	0
245	**1459**	96	1000	163	0	0	0	200
246	**1459**	96	1000	163	0	0	0	200
247	**1459**	96	1000	163	0	0	0	200
248	**1457**	94	1000	163	0	0	0	200
249	**1457**	194	500	163	0	0	400	200
250	**1457**	94	1000	163	0	0	0	200
251	**1454**	91	1000	163	0	0	0	200
252	**1454**	91	1000	163	0	0	0	200
253	**1453**	90	1000	163	0	0	0	200
254	**1453**	90	1000	163	0	0	0	200
255	**1453**	90	1000	163	0	0	0	200
256	**1451**	88	1000	163	0	0	0	200
257	**1447**	84	1000	163	0	0	0	200
258	**1447**	84	1000	163	0	0	0	200
259	**1447**	84	1000	163	0	0	0	200

Fallbrook Point Total

	100%	25%	25%	10%	15%	10%	10%	5%
Score ID	Total Points	Adjusted Field Points	Attractor Score	Diabetes Score	Crash Score	Socioeconomic Score	Project Priority Score	School Score
260	**1446**	83	1000	163	0	0	0	200
261	**1446**	83	1000	163	0	0	0	200
262	**1445**	82	1000	163	0	0	0	200
263	**1441**	78	1000	163	0	0	0	200
264	**1441**	78	1000	163	0	0	0	200
265	**1440**	77	1000	163	0	0	0	200
266	**1440**	77	1000	163	0	0	0	200
267	**1440**	77	1000	163	0	0	0	200
268	**1440**	77	1000	163	0	0	0	200
269	**1440**	77	1000	163	0	0	0	200
270	**1440**	77	1000	163	0	0	0	200
271	**1440**	77	1000	163	0	0	0	200
272	**1440**	77	1000	163	0	0	0	200
273	**1440**	77	1000	163	0	0	0	200
274	**1440**	77	1000	163	0	0	0	200
275	**1440**	77	1000	163	0	0	0	200
276	**1440**	77	1000	163	0	0	0	200
277	**1439**	76	1000	163	0	0	0	200
278	**1439**	76	1000	163	0	0	0	200
279	**1439**	376	500	163	0	0	400	0
280	**1438**	75	1000	163	0	0	0	200
281	**1437**	74	1000	163	0	0	0	200
282	**1437**	74	1000	163	0	0	0	200
283	**1436**	73	1000	163	0	0	0	200
284	**1435**	72	1000	163	0	0	0	200
285	**1435**	72	1000	163	0	0	0	200
286	**1435**	72	1000	163	0	0	0	200
287	**1433**	70	1000	163	0	0	0	200
288	**1433**	70	1000	163	0	0	0	200
289	**1432**	69	1000	163	0	0	0	200
290	**1432**	69	1000	163	0	0	0	200
291	**1432**	69	1000	163	0	0	0	200
292	**1430**	67	1000	163	0	0	0	200
293	**1426**	63	1000	163	0	0	0	200
294	**1424**	361	500	163	0	0	400	0
295	**1424**	61	1000	163	0	0	0	200
296	**1423**	60	1000	163	0	0	0	200

Fallbrook Point Total

	100%	25%	25%	10%	15%	10%	10%	5%
Score ID	Total Points	Adjusted Field Points	Attractor Score	Diabetes Score	Crash Score	Socioeconomic Score	Project Priority Score	School Score
297	**1422**	59	1000	163	0	0	0	200
298	**1422**	59	1000	163	0	0	0	200
299	**1421**	58	1000	163	0	0	0	200
300	**1421**	58	1000	163	0	0	0	200
301	**1421**	58	1000	163	0	0	0	200
302	**1421**	58	1000	163	0	0	0	200
303	**1421**	58	1000	163	0	0	0	200
304	**1421**	58	1000	163	0	0	0	200
305	**1421**	58	1000	163	0	0	0	200
306	**1421**	58	1000	163	0	0	0	200
307	**1421**	58	1000	163	0	0	0	200
308	**1420**	57	1000	163	0	0	0	200
309	**1418**	55	1000	163	0	0	0	200
310	**1417**	54	1000	163	0	0	0	200
311	**1417**	54	1000	163	0	0	0	200
312	**1413**	150	500	163	0	0	400	200
313	**1412**	549	500	163	0	0	0	200
314	**1410**	347	500	163	0	0	400	0
315	**1409**	46	1000	163	0	0	0	200
316	**1409**	46	1000	163	0	0	0	200
317	**1406**	143	500	163	0	0	400	200
318	**1405**	542	500	163	0	0	0	200
319	**1405**	42	1000	163	0	0	0	200
320	**1403**	40	1000	163	0	0	0	200
321	**1403**	40	1000	163	0	0	0	200
322	**1403**	40	1000	163	0	0	0	200
323	**1403**	40	1000	163	0	0	0	200
324	**1403**	40	1000	163	0	0	0	200
325	**1403**	40	1000	163	0	0	0	200
326	**1403**	40	1000	163	0	0	0	200
327	**1403**	40	1000	163	0	0	0	200
328	**1403**	40	1000	163	0	0	0	200
329	**1403**	40	1000	163	0	0	0	200
330	**1403**	40	1000	163	0	0	0	200
331	**1403**	40	1000	163	0	0	0	200
332	**1403**	40	1000	163	0	0	0	200
333	**1403**	40	1000	163	0	0	0	200

Fallbrook Point Total

	100%	25%	25%	10%	15%	10%	10%	5%
Score ID	Total Points	Adjusted Field Points	Attractor Score	Diabetes Score	Crash Score	Socioeconomic Score	Project Priority Score	School Score
334	**1403**	40	1000	163	0	0	0	200
335	**1403**	40	1000	163	0	0	0	200
336	**1403**	40	1000	163	0	0	0	200
337	**1402**	39	1000	163	0	0	0	200
338	**1401**	38	1000	163	0	0	0	200
339	**1401**	38	1000	163	0	0	0	200
340	**1401**	38	1000	163	0	0	0	200
341	**1401**	38	1000	163	0	0	0	200
342	**1400**	37	1000	163	0	0	0	200
343	**1398**	35	1000	163	0	0	0	200
344	**1398**	35	1000	163	0	0	0	200
345	**1393**	30	1000	163	0	0	0	200
346	**1387**	24	1000	163	0	0	0	200
347	**1387**	24	1000	163	0	0	0	200
348	**1387**	24	1000	163	0	0	0	200
349	**1383**	20	1000	163	0	0	0	200
350	**1380**	117	500	163	0	0	400	200
351	**1379**	16	1000	163	0	0	0	200
352	**1379**	16	1000	163	0	0	0	200
353	**1377**	214	1000	163	0	0	0	0
354	**1376**	13	1000	163	0	0	0	200
355	**1376**	13	1000	163	0	0	0	200
356	**1376**	13	1000	163	0	0	0	200
357	**1376**	13	1000	163	0	0	0	200
358	**1376**	13	1000	163	0	0	0	200
359	**1376**	13	1000	163	0	0	0	200
360	**1376**	13	1000	163	0	0	0	200
361	**1376**	13	1000	163	0	0	0	200
362	**1374**	11	1000	163	0	0	0	200
363	**1374**	11	1000	163	0	0	0	200
364	**1374**	11	1000	163	0	0	0	200
365	**1374**	11	1000	163	0	0	0	200
366	**1374**	11	1000	163	0	0	0	200
367	**1374**	11	1000	163	0	0	0	200
368	**1374**	11	1000	163	0	0	0	200
369	**1374**	11	1000	163	0	0	0	200
370	**1374**	11	1000	163	0	0	0	200

Fallbrook Point Total

	100%	25%	25%	10%	15%	10%	10%	5%
Score ID	Total Points	Adjusted Field Points	Attractor Score	Diabetes Score	Crash Score	Socioeconomic Score	Project Priority Score	School Score
371	**1374**	11	1000	163	0	0	0	200
372	**1374**	11	1000	163	0	0	0	200
373	**1371**	208	1000	163	0	0	0	0
374	**1371**	508	500	163	0	0	0	200
375	**1371**	8	1000	163	0	0	0	200
376	**1369**	506	500	163	0	0	0	200
377	**1367**	704	500	163	0	0	0	0
378	**1365**	302	500	163	0	0	400	0
379	**1363**	0	1000	163	0	0	0	200
380	**1363**	0	1000	163	0	0	0	200
381	**1363**	0	1000	163	0	0	0	200
382	**1363**	0	1000	163	0	0	0	200
383	**1359**	96	500	163	0	0	400	200
384	**1321**	58	500	163	0	0	400	200
385	**1320**	257	500	163	0	0	400	0
386	**1316**	453	500	163	0	0	0	200
387	**1315**	152	1000	163	0	0	0	0
388	**1307**	144	1000	163	0	0	0	0
389	**1297**	134	1000	163	0	0	0	0
390	**1297**	134	1000	163	0	0	0	0
391	**1287**	424	500	163	0	0	0	200
392	**1282**	219	500	163	0	0	400	0
393	**1282**	119	1000	163	0	0	0	0
394	**1280**	117	1000	163	0	0	0	0
395	**1278**	115	1000	163	0	0	0	0
396	**1275**	212	500	163	0	0	400	0
397	**1274**	11	500	163	0	0	400	200
398	**1271**	108	1000	163	0	0	0	0
399	**1268**	105	1000	163	0	0	0	0
400	**1259**	96	1000	163	0	0	0	0
401	**1258**	395	500	163	0	0	0	200
402	**1255**	192	500	163	0	0	400	0
403	**1247**	284	500	163	300	0	0	0
404	**1240**	77	1000	163	0	0	0	0
405	**1240**	77	1000	163	0	0	0	0
406	**1239**	376	500	163	0	0	0	200
407	**1238**	375	500	163	0	0	0	200

Fallbrook Point Total

	100%	25%	25%	10%	15%	10%	10%	5%
Score ID	Total Points	Adjusted Field Points	Attractor Score	Diabetes Score	Crash Score	Socioeconomic Score	Project Priority Score	School Score
408	**1227**	364	500	163	0	0	0	200
409	**1225**	362	500	163	0	0	0	200
410	**1221**	58	1000	163	0	0	0	0
411	**1218**	55	1000	163	0	0	0	0
412	**1217**	354	500	163	0	0	0	200
413	**1208**	345	500	163	0	0	0	200
414	**1205**	342	500	163	0	0	0	200
415	**1203**	40	1000	163	0	0	0	0
416	**1200**	337	500	163	0	0	0	200
417	**1199**	336	500	163	0	0	0	200
418	**1198**	35	1000	163	0	0	0	0
419	**1195**	532	500	163	0	0	0	0
420	**1192**	29	1000	163	0	0	0	0
421	**1189**	26	1000	163	0	0	0	0
422	**1188**	325	0	163	300	0	400	0
423	**1186**	323	500	163	0	0	0	200
424	**1183**	320	500	163	0	0	0	200
425	**1175**	312	500	163	0	0	0	200
426	**1169**	306	500	163	0	0	0	200
427	**1166**	303	500	163	0	0	0	200
428	**1163**	300	500	163	0	0	0	200
429	**1162**	299	500	163	0	0	0	200
430	**1156**	393	0	163	0	0	400	200
431	**1149**	286	500	163	0	0	0	200
432	**1148**	285	500	163	0	0	0	200
433	**1144**	281	500	163	0	0	0	200
434	**1144**	81	500	163	0	0	400	0
435	**1139**	276	500	163	0	0	0	200
436	**1130**	267	500	163	0	0	0	200
437	**1130**	267	500	163	0	0	0	200
438	**1113**	250	500	163	0	0	0	200
439	**1112**	249	500	163	0	0	0	200
440	**1109**	246	500	163	0	0	0	200
441	**1106**	243	500	163	0	0	0	200
442	**1104**	41	500	163	0	0	400	0
443	**1103**	440	500	163	0	0	0	0
444	**1102**	39	500	163	0	0	400	0

Fallbrook Point Total

	100%	25%	25%	10%	15%	10%	10%	5%
Score ID	Total Points	Adjusted Field Points	Attractor Score	Diabetes Score	Crash Score	Socioeconomic Score	Project Priority Score	School Score
445	**1099**	236	500	163	0	0	0	200
446	**1091**	228	500	163	0	0	0	200
447	**1090**	227	500	163	0	0	0	200
448	**1084**	21	500	163	0	0	400	0
449	**1083**	220	500	163	0	0	0	200
450	**1083**	220	500	163	0	0	0	200
451	**1081**	218	500	163	0	0	0	200
452	**1074**	211	500	163	0	0	0	200
453	**1074**	211	500	163	0	0	0	200
454	**1071**	208	500	163	0	0	0	200
455	**1060**	197	500	163	0	0	0	200
456	**1060**	497	0	163	0	0	400	0
457	**1055**	192	500	163	0	0	0	200
458	**1054**	191	500	163	0	0	0	200
459	**1052**	189	500	163	0	0	0	200
460	**1051**	188	500	163	0	0	0	200
461	**1047**	184	500	163	0	0	0	200
462	**1031**	368	500	163	0	0	0	0
463	**1021**	158	500	163	0	0	0	200
464	**1018**	155	500	163	0	0	0	200
465	**1018**	155	500	163	0	0	0	200
466	**1016**	153	500	163	0	0	0	200
467	**1014**	151	500	163	0	0	0	200
468	**1008**	145	500	163	0	0	0	200
469	**1006**	143	500	163	0	0	0	200
470	**1000**	137	500	163	0	0	0	200
471	**999**	136	500	163	0	0	0	200
472	**997**	134	500	163	0	0	0	200
473	**997**	134	500	163	0	0	0	200
474	**990**	127	500	163	0	0	0	200
475	**988**	125	500	163	0	0	0	200
476	**987**	124	500	163	0	0	0	200
477	**986**	123	500	163	0	0	0	200
478	**984**	121	500	163	0	0	0	200
479	**983**	120	500	163	0	0	0	200
480	**982**	119	500	163	0	0	0	200
481	**981**	218	0	163	0	0	400	200

Fallbrook Point Total

	100%	25%	25%	10%	15%	10%	10%	5%
Score ID	Total Points	Adjusted Field Points	Attractor Score	Diabetes Score	Crash Score	Socioeconomic Score	Project Priority Score	School Score
482	**978**	115	500	163	0	0	0	200
483	**978**	115	500	163	0	0	0	200
484	**975**	112	500	163	0	0	0	200
485	**974**	111	500	163	0	0	0	200
486	**973**	110	500	163	0	0	0	200
487	**973**	110	500	163	0	0	0	200
488	**973**	110	500	163	0	0	0	200
489	**970**	107	500	163	0	0	0	200
490	**968**	105	500	163	0	0	0	200
491	**967**	104	500	163	0	0	0	200
492	**966**	103	500	163	0	0	0	200
493	**966**	103	500	163	0	0	0	200
494	**963**	100	500	163	0	0	0	200
495	**960**	97	500	163	0	0	0	200
496	**959**	96	500	163	0	0	0	200
497	**959**	96	500	163	0	0	0	200
498	**959**	96	500	163	0	0	0	200
499	**959**	96	500	163	0	0	0	200
500	**959**	96	500	163	0	0	0	200
501	**958**	95	500	163	0	0	0	200
502	**958**	95	500	163	0	0	0	200
503	**956**	93	500	163	0	0	0	200
504	**954**	191	0	163	0	0	400	200
505	**951**	88	500	163	0	0	0	200
506	**950**	87	500	163	0	0	0	200
507	**949**	186	0	163	0	0	400	200
508	**948**	185	0	163	0	0	400	200
509	**946**	83	500	163	0	0	0	200
510	**946**	583	0	163	0	0	0	200
511	**943**	80	500	163	0	0	0	200
512	**943**	80	500	163	0	0	0	200
513	**943**	80	500	163	0	0	0	200
514	**940**	77	500	163	0	0	0	200
515	**940**	77	500	163	0	0	0	200
516	**940**	77	500	163	0	0	0	200
517	**940**	77	500	163	0	0	0	200
518	**940**	77	500	163	0	0	0	200

Fallbrook Point Total

	100%	25%	25%	10%	15%	10%	10%	5%
Score ID	Total Points	Adjusted Field Points	Attractor Score	Diabetes Score	Crash Score	Socioeconomic Score	Project Priority Score	School Score
519	**935**	272	500	163	0	0	0	0
520	**934**	71	500	163	0	0	0	200
521	**934**	71	500	163	0	0	0	200
522	**933**	270	500	163	0	0	0	0
523	**930**	67	500	163	0	0	0	200
524	**926**	63	500	163	0	0	0	200
525	**925**	62	500	163	0	0	0	200
526	**923**	60	500	163	0	0	0	200
527	**922**	59	500	163	0	0	0	200
528	**921**	58	500	163	0	0	0	200
529	**921**	58	500	163	0	0	0	200
530	**921**	58	500	163	0	0	0	200
531	**921**	58	500	163	0	0	0	200
532	**921**	58	500	163	0	0	0	200
533	**921**	58	500	163	0	0	0	200
534	**921**	58	500	163	0	0	0	200
535	**915**	252	500	163	0	0	0	0
536	**914**	51	500	163	0	0	0	200
537	**914**	51	500	163	0	0	0	200
538	**909**	46	500	163	0	0	0	200
539	**909**	46	500	163	0	0	0	200
540	**903**	40	500	163	0	0	0	200
541	**901**	38	500	163	0	0	0	200
542	**901**	38	500	163	0	0	0	200
543	**899**	36	500	163	0	0	0	200
544	**898**	35	500	163	0	0	0	200
545	**898**	35	500	163	0	0	0	200
546	**897**	134	0	163	0	0	400	200
547	**893**	30	500	163	0	0	0	200
548	**887**	24	500	163	0	0	0	200
549	**883**	20	500	163	0	0	0	200
550	**876**	13	500	163	0	0	0	200
551	**876**	13	500	163	0	0	0	200
552	**876**	13	500	163	0	0	0	200
553	**876**	13	500	163	0	0	0	200
554	**874**	11	500	163	0	0	0	200
555	**874**	11	500	163	0	0	0	200

Fallbrook Point Total

	100%	25%	25%	10%	15%	10%	10%	5%
Score ID	Total Points	Adjusted Field Points	Attractor Score	Diabetes Score	Crash Score	Socioeconomic Score	Project Priority Score	School Score
556	**874**	11	500	163	0	0	0	200
557	**859**	96	0	163	0	0	400	200
558	**858**	195	500	163	0	0	0	0
559	**854**	191	500	163	0	0	0	0
560	**848**	185	500	163	0	0	0	0
561	**832**	469	0	163	0	0	0	200
562	**821**	58	0	163	0	0	400	200
563	**817**	154	500	163	0	0	0	0
564	**815**	252	0	163	0	0	400	0
565	**808**	145	500	163	0	0	0	0
566	**803**	40	0	163	0	0	400	200
567	**796**	133	500	163	0	0	0	0
568	**786**	123	500	163	0	0	0	0
569	**782**	19	0	163	0	0	400	200
570	**778**	115	500	163	0	0	0	0
571	**774**	11	0	163	0	0	400	200
572	**768**	205	0	163	0	0	400	0
573	**760**	197	0	163	0	0	400	0
574	**759**	96	500	163	0	0	0	0
575	**759**	96	500	163	0	0	0	0
576	**758**	95	500	163	0	0	0	0
577	**744**	81	500	163	0	0	0	0
578	**740**	77	500	163	0	0	0	0
579	**740**	77	500	163	0	0	0	0
580	**740**	77	500	163	0	0	0	0
581	**740**	77	500	163	0	0	0	0
582	**740**	77	500	163	0	0	0	0
583	**740**	77	500	163	0	0	0	0
584	**740**	77	500	163	0	0	0	0
585	**734**	171	0	163	0	0	400	0
586	**725**	362	0	163	0	0	0	200
587	**721**	58	500	163	0	0	0	0
588	**721**	58	500	163	0	0	0	0
589	**721**	358	0	163	0	0	0	200
590	**715**	152	0	163	0	0	400	0
591	**710**	347	0	163	0	0	0	200
592	**703**	40	500	163	0	0	0	0

Fallbrook Point Total

	100%	25%	25%	10%	15%	10%	10%	5%
Score ID	Total Points	Adjusted Field Points	Attractor Score	Diabetes Score	Crash Score	Socioeconomic Score	Project Priority Score	School Score
593	**703**	40	500	163	0	0	0	0
594	**703**	40	500	163	0	0	0	0
595	**702**	539	0	163	0	0	0	0
596	**700**	37	500	163	0	0	0	0
597	**677**	314	0	163	0	0	0	200
598	**674**	11	500	163	0	0	0	0
599	**664**	101	0	163	0	0	400	0
600	**663**	300	0	163	0	0	0	200
601	**658**	95	0	163	0	0	400	0
602	**657**	94	0	163	0	0	400	0
603	**656**	293	0	163	0	0	0	200
604	**655**	492	0	163	0	0	0	0
605	**648**	285	0	163	0	0	0	200
606	**647**	284	0	163	0	0	0	200
607	**643**	280	0	163	0	0	0	200
608	**640**	277	0	163	0	0	0	200
609	**636**	73	0	163	0	0	400	0
610	**635**	272	0	163	0	0	0	200
611	**634**	271	0	163	0	0	0	200
612	**632**	469	0	163	0	0	0	0
613	**630**	267	0	163	0	0	0	200
614	**629**	266	0	163	0	0	0	200
615	**621**	58	0	163	0	0	400	0
616	**615**	252	0	163	0	0	0	200
617	**603**	40	0	163	0	0	400	0
618	**592**	229	0	163	0	0	0	200
619	**588**	25	0	163	0	0	400	0
620	**588**	225	0	163	0	0	0	200
621	**587**	224	0	163	0	0	0	200
622	**585**	422	0	163	0	0	0	0
623	**584**	221	0	163	0	0	0	200
624	**583**	220	0	163	0	0	0	200
625	**578**	415	0	163	0	0	0	0
626	**570**	207	0	163	0	0	0	200
627	**564**	401	0	163	0	0	0	0
628	**560**	197	0	163	0	0	0	200
629	**553**	390	0	163	0	0	0	0

Fallbrook Point Total

	100%	25%	25%	10%	15%	10%	10%	5%
Score ID	Total Points	Adjusted Field Points	Attractor Score	Diabetes Score	Crash Score	Socioeconomic Score	Project Priority Score	School Score
630	**550**	187	0	163	0	0	0	200
631	**550**	187	0	163	0	0	0	200
632	**535**	172	0	163	0	0	0	200
633	**532**	169	0	163	0	0	0	200
634	**528**	165	0	163	0	0	0	200
635	**524**	161	0	163	0	0	0	200
636	**520**	157	0	163	0	0	0	200
637	**520**	157	0	163	0	0	0	200
638	**516**	153	0	163	0	0	0	200
639	**516**	153	0	163	0	0	0	200
640	**514**	151	0	163	0	0	0	200
641	**510**	147	0	163	0	0	0	200
642	**506**	143	0	163	0	0	0	200
643	**502**	139	0	163	0	0	0	200
644	**502**	339	0	163	0	0	0	0
645	**501**	138	0	163	0	0	0	200
646	**497**	134	0	163	0	0	0	200
647	**493**	130	0	163	0	0	0	200
648	**491**	128	0	163	0	0	0	200
649	**490**	127	0	163	0	0	0	200
650	**490**	127	0	163	0	0	0	200
651	**488**	125	0	163	0	0	0	200
652	**481**	118	0	163	0	0	0	200
653	**480**	117	0	163	0	0	0	200
654	**478**	115	0	163	0	0	0	200
655	**478**	115	0	163	0	0	0	200
656	**473**	110	0	163	0	0	0	200
657	**473**	310	0	163	0	0	0	0
658	**470**	107	0	163	0	0	0	200
659	**468**	105	0	163	0	0	0	200
660	**468**	105	0	163	0	0	0	200
661	**468**	105	0	163	0	0	0	200
662	**468**	105	0	163	0	0	0	200
663	**465**	102	0	163	0	0	0	200
664	**464**	101	0	163	0	0	0	200
665	**464**	301	0	163	0	0	0	0
666	**459**	96	0	163	0	0	0	200

Fallbrook Point Total

	100%	25%	25%	10%	15%	10%	10%	5%
Score ID	Total Points	Adjusted Field Points	Attractor Score	Diabetes Score	Crash Score	Socioeconomic Score	Project Priority Score	School Score
667	**459**	96	0	163	0	0	0	200
668	**459**	96	0	163	0	0	0	200
669	**455**	92	0	163	0	0	0	200
670	**455**	92	0	163	0	0	0	200
671	**454**	291	0	163	0	0	0	0
672	**451**	88	0	163	0	0	0	200
673	**450**	87	0	163	0	0	0	200
674	**450**	87	0	163	0	0	0	200
675	**450**	87	0	163	0	0	0	200
676	**450**	87	0	163	0	0	0	200
677	**449**	86	0	163	0	0	0	200
678	**448**	85	0	163	0	0	0	200
679	**445**	82	0	163	0	0	0	200
680	**445**	82	0	163	0	0	0	200
681	**441**	278	0	163	0	0	0	0
682	**440**	77	0	163	0	0	0	200
683	**440**	77	0	163	0	0	0	200
684	**440**	77	0	163	0	0	0	200
685	**440**	77	0	163	0	0	0	200
686	**440**	77	0	163	0	0	0	200
687	**440**	77	0	163	0	0	0	200
688	**439**	76	0	163	0	0	0	200
689	**429**	266	0	163	0	0	0	0
690	**429**	66	0	163	0	0	0	200
691	**426**	63	0	163	0	0	0	200
692	**421**	58	0	163	0	0	0	200
693	**421**	58	0	163	0	0	0	200
694	**421**	58	0	163	0	0	0	200
695	**421**	58	0	163	0	0	0	200
696	**421**	58	0	163	0	0	0	200
697	**421**	58	0	163	0	0	0	200
698	**421**	58	0	163	0	0	0	200
699	**420**	57	0	163	0	0	0	200
700	**419**	56	0	163	0	0	0	200
701	**417**	54	0	163	0	0	0	200
702	**417**	54	0	163	0	0	0	200
703	**411**	48	0	163	0	0	0	200

Fallbrook Point Total

	100%	25%	25%	10%	15%	10%	10%	5%
Score ID	Total Points	Adjusted Field Points	Attractor Score	Diabetes Score	Crash Score	Socioeconomic Score	Project Priority Score	School Score
704	**411**	248	0	163	0	0	0	0
705	**408**	45	0	163	0	0	0	200
706	**403**	240	0	163	0	0	0	0
707	**403**	240	0	163	0	0	0	0
708	**403**	40	0	163	0	0	0	200
709	**403**	40	0	163	0	0	0	200
710	**403**	40	0	163	0	0	0	200
711	**403**	40	0	163	0	0	0	200
712	**403**	40	0	163	0	0	0	200
713	**401**	38	0	163	0	0	0	200
714	**395**	232	0	163	0	0	0	0
715	**389**	226	0	163	0	0	0	0
716	**389**	26	0	163	0	0	0	200
717	**388**	225	0	163	0	0	0	0
718	**387**	24	0	163	0	0	0	200
719	**387**	24	0	163	0	0	0	200
720	**379**	16	0	163	0	0	0	200
721	**379**	16	0	163	0	0	0	200
722	**378**	215	0	163	0	0	0	0
723	**376**	13	0	163	0	0	0	200
724	**376**	13	0	163	0	0	0	200
725	**376**	13	0	163	0	0	0	200
726	**374**	211	0	163	0	0	0	0
727	**374**	11	0	163	0	0	0	200
728	**364**	201	0	163	0	0	0	0
608	**640**	277	0	163	0	0	0	200
730	**363**	0	0	163	0	0	0	200
613	**630**	267	0	163	0	0	0	200
732	**363**	0	0	163	0	0	0	200
733	**363**	0	0	163	0	0	0	200
734	**363**	0	0	163	0	0	0	200
735	**356**	193	0	163	0	0	0	0
736	**346**	183	0	163	0	0	0	0
737	**330**	167	0	163	0	0	0	0
738	**313**	150	0	163	0	0	0	0
739	**300**	137	0	163	0	0	0	0
740	**295**	132	0	163	0	0	0	0

Fallbrook Point Total

	100%	25%	25%	10%	15%	10%	10%	5%
Score ID	Total Points	Adjusted Field Points	Attractor Score	Diabetes Score	Crash Score	Socioeconomic Score	Project Priority Score	School Score
741	**293**	130	0	163	0	0	0	0
742	**286**	123	0	163	0	0	0	0
743	**280**	117	0	163	0	0	0	0
744	**278**	115	0	163	0	0	0	0
745	**272**	109	0	163	0	0	0	0
746	**271**	108	0	163	0	0	0	0
747	**259**	96	0	163	0	0	0	0
748	**243**	80	0	163	0	0	0	0
749	**242**	79	0	163	0	0	0	0
750	**240**	77	0	163	0	0	0	0
751	**240**	77	0	163	0	0	0	0
752	**240**	77	0	163	0	0	0	0
753	**240**	77	0	163	0	0	0	0
754	**240**	77	0	163	0	0	0	0
755	**235**	72	0	163	0	0	0	0
756	**226**	63	0	163	0	0	0	0
757	**224**	61	0	163	0	0	0	0
758	**221**	58	0	163	0	0	0	0
759	**221**	58	0	163	0	0	0	0
760	**221**	58	0	163	0	0	0	0
761	**221**	58	0	163	0	0	0	0
762	**218**	55	0	163	0	0	0	0
763	**209**	46	0	163	0	0	0	0
764	**203**	40	0	163	0	0	0	0
765	**180**	17	0	163	0	0	0	0
766	**176**	13	0	163	0	0	0	0
767	**163**	0	0	163	0	0	0	0
768	**163**	0	0	163	0	0	0	0
769	**163**	0	0	163	0	0	0	0
770	**163**	0	0	163	0	0	0	0
771	**163**	0	0	163	0	0	0	0
772	**163**	0	0	163	0	0	0	0
773	**163**	0	0	163	0	0	0	0
774	**163**	0	0	163	0	0	0	0

This page intentionally left blank

Jamul Dulzura

PGA Results

This page intentionally left blank

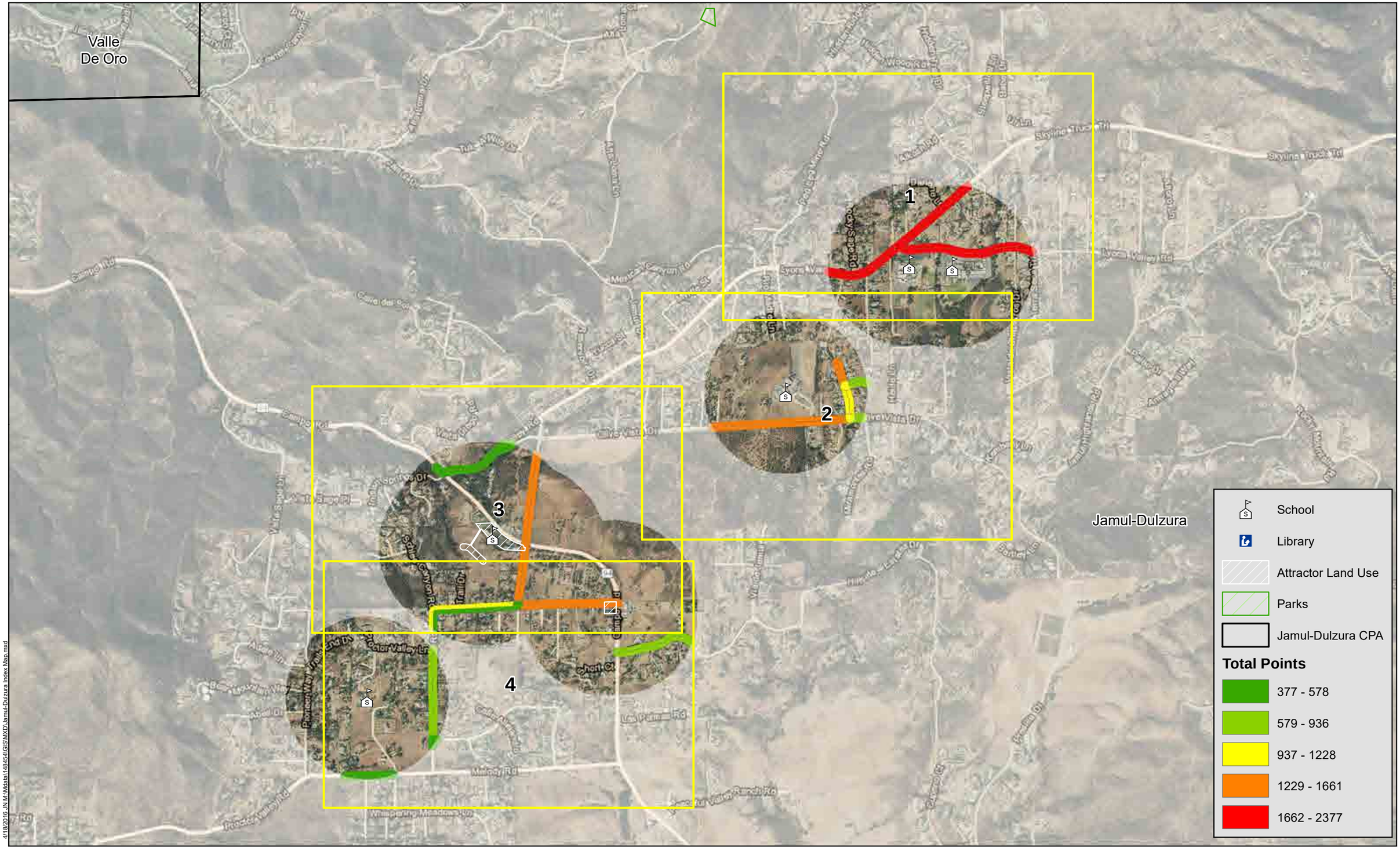

4/18/2016 JN M:\Mdata\148454\GIS\MXD\Jamul-Dulzura Index Map.mxd

Michael Baker INTERNATIONAL

0 2,000 4,000 8,000 Feet

Source: San Diego County, SANDAG, SanGIS, Eagle Aerial, ESRI

San Diego County ATP

Jamul-Dulzura PGA

Index Map

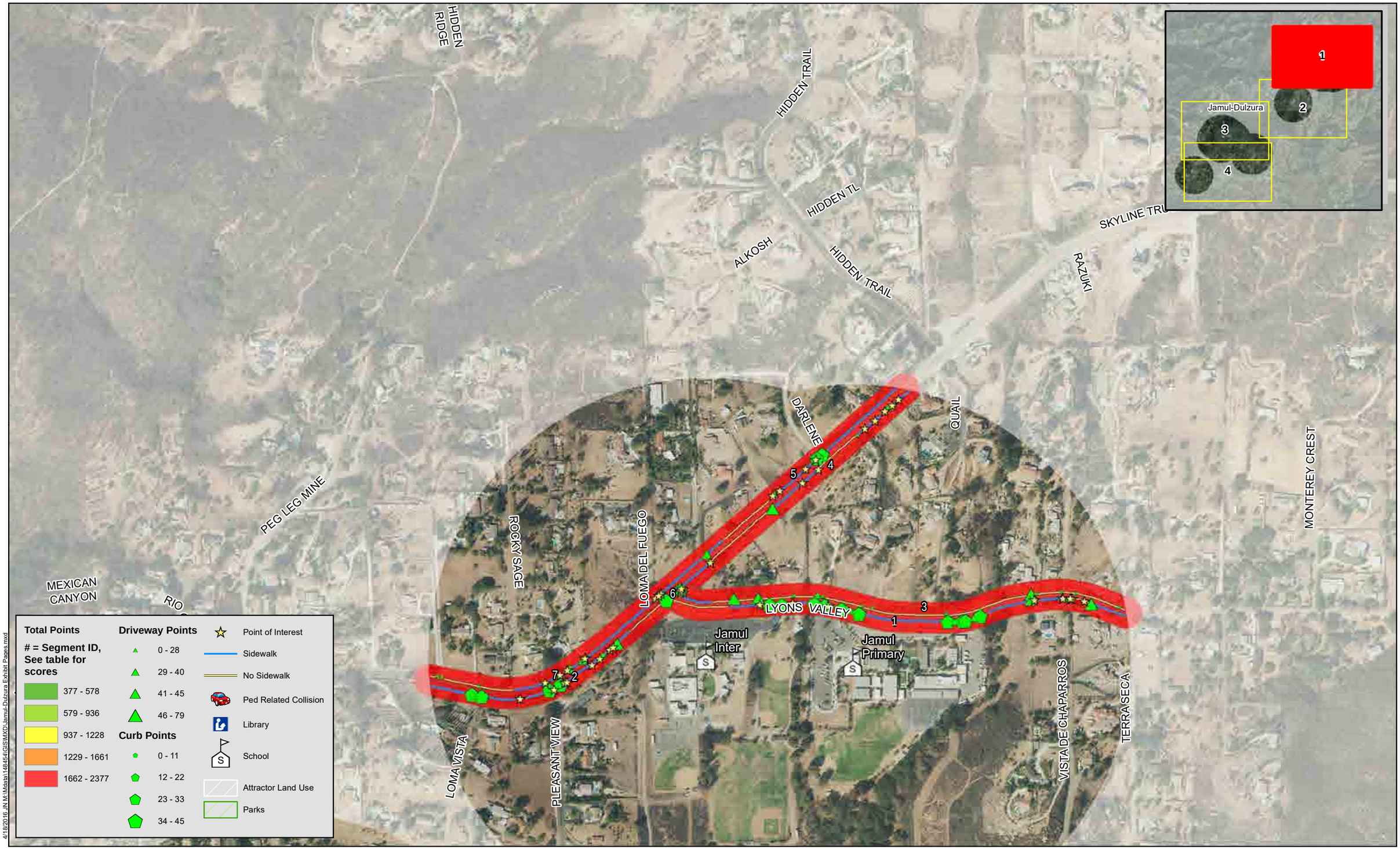
HIDDEN RIDGE
HIDDEN TRAIL
HIDDEN TL
ALKOSH
HIDDEN TRAIL
SKYLINE TRL
RAZUKI
DARLENE
QUAIL
MONTEREY CREST
PEG LEG MINE
ROCKY SAGE
LOMA DEL FUEGO
MEXICAN CANYON
RIO
LYONS VALLEY
Jamul Inter
Jamul Primary
LOMA VISTA
PLEASANT VIEW
VISTA DE CHAPARROS
TERRASECA
Jamul-Dulzura
1
2
3
4
5
6
7
Total Points
= Segment ID, See table for scores
377 - 578
579 - 936
937 - 1228
1229 - 1661
1662 - 2377
Driveway Points
0 - 28
29 - 40
41 - 45
46 - 79
Curb Points
0 - 11
12 - 22
23 - 33
34 - 45
Point of Interest
Sidewalk
No Sidewalk
Ped Related Collision
Library
School
Attractor Land Use
Parks
4/18/2016 JN M:\Mdata\148454\GIS\MXD\Jamul-Dulzura Exhibit Pages.mxd
Michael Baker INTERNATIONAL
0 250 500 1,000 Feet
Source: San Diego County, SANDAG, SanGIS, Eagle Aerial, ESRI
San Diego County ATP
Jamul-Dulzura PGA
Map 1

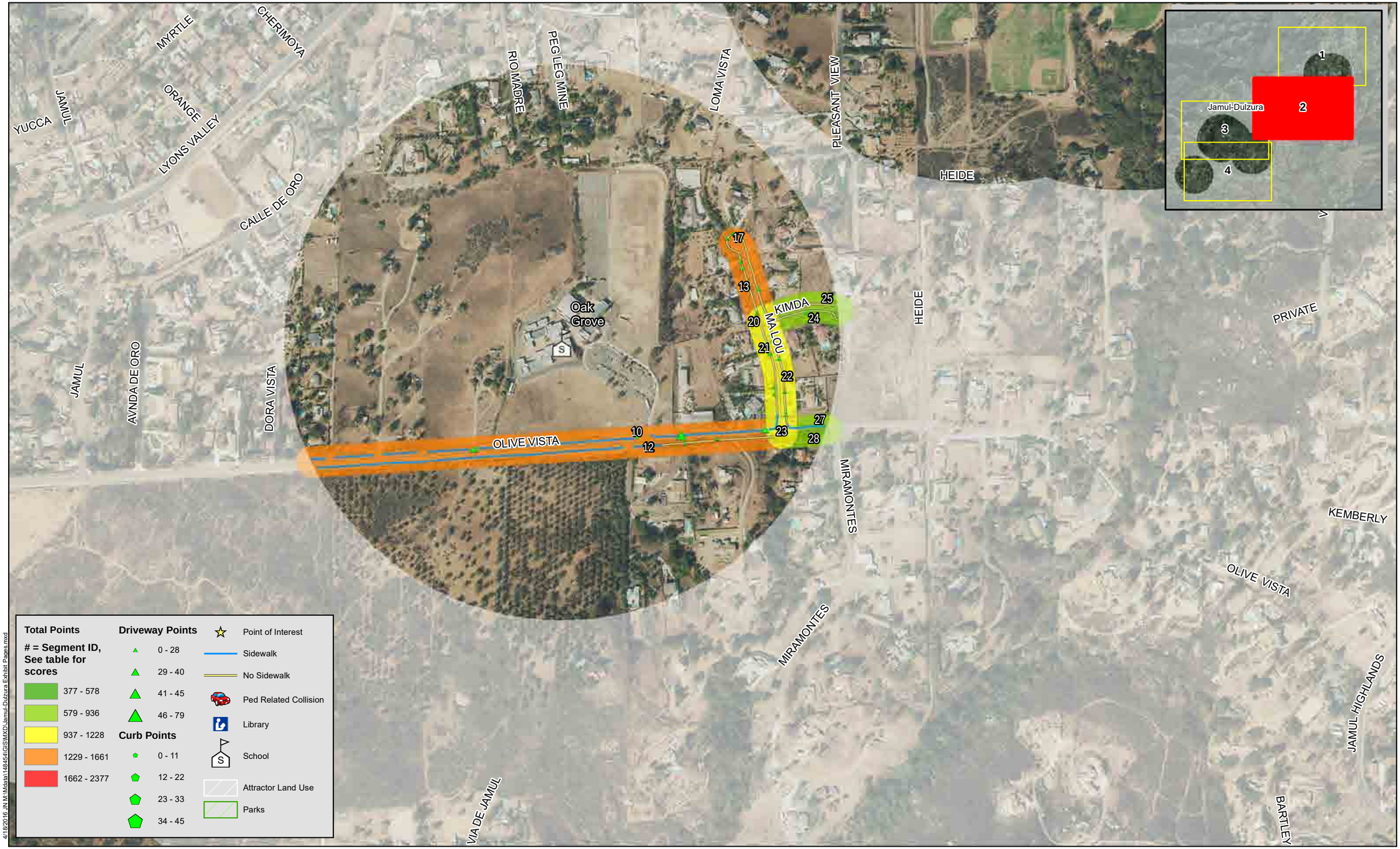

Michael Baker INTERNATIONAL

0 250 500 1,000 Feet

Source: San Diego County, SANDAG, SanGIS, Eagle Aerial, ESRI

San Diego County ATP

Jamul-Dulzura PGA

Map 2



4/18/2016 J:\N:\Mdata\148454\GIS\MXD\Jamul-Dulzura Exhibit Pages.mxd

Michael Baker INTERNATIONAL

0 250 500 1,000 Feet

Source: San Diego County, SANDAG, SanGIS, Eagle Aerial, ESRI

San Diego County ATP

Jamul-Dulzura PGA

Map 3

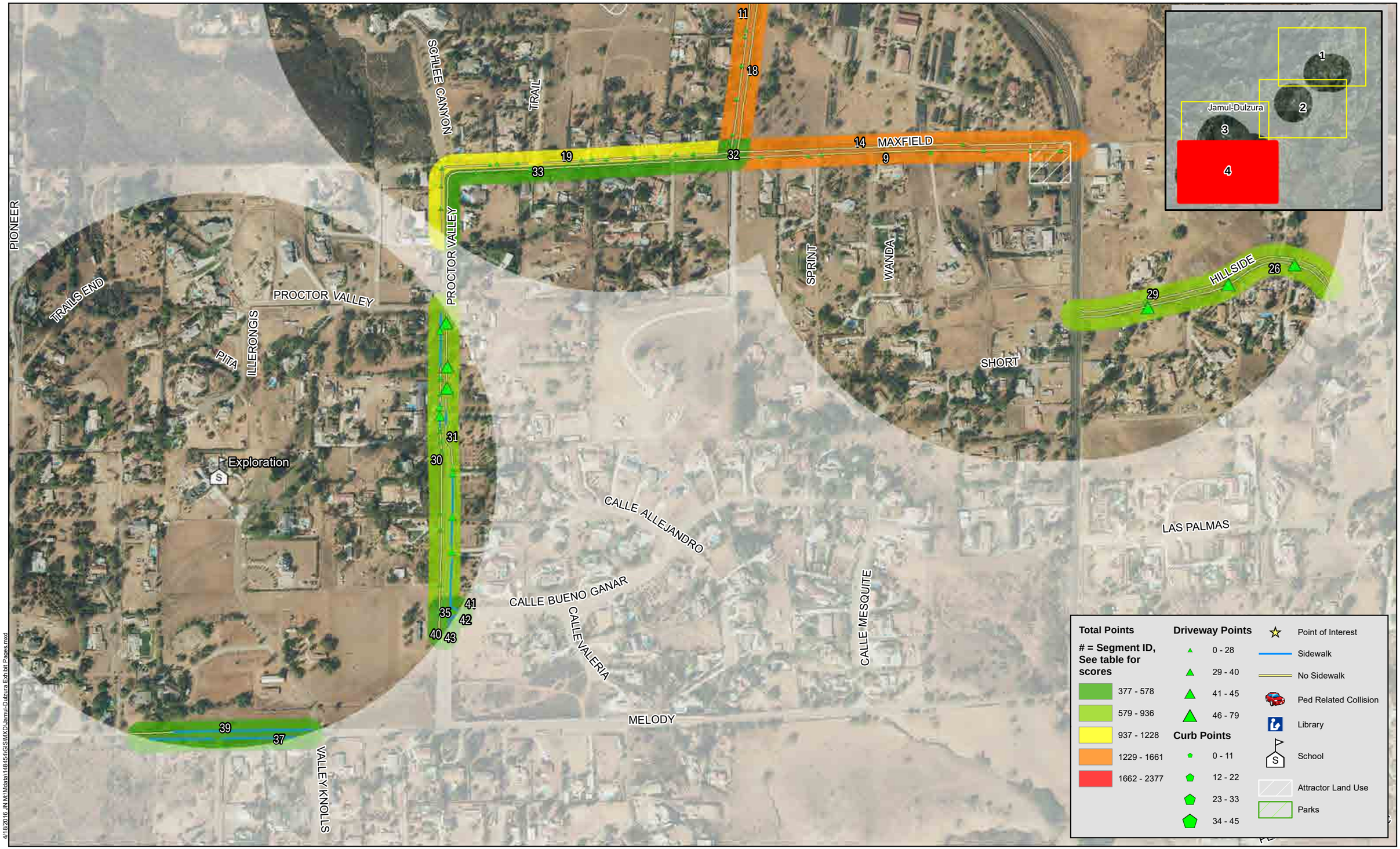

Michael Baker INTERNATIONAL

San Diego County ATP

Jamul-Dulzura PGA

Map 4

Jamul Dulzura Point Total

	100%	25%	25%	10%	15%	10%	10%	5%
Score ID	Total Points	Adjusted Field Points	Attractor Score	Diabetes Score	Crash Score	Socioeconomic Score	Project Priority Score	School Score
1	**2377**	1000	1000	177	0	0	0	200
2	**1941**	564	1000	177	0	0	0	200
3	**1834**	457	1000	177	0	0	0	200
4	**1797**	420	1000	177	0	0	0	200
5	**1769**	392	1000	177	0	0	0	200
6	**1731**	354	1000	177	0	0	0	200
7	**1726**	349	1000	177	0	0	0	200
8	**1661**	284	1000	177	0	0	0	200
9	**1633**	256	1000	177	0	0	0	200
10	**1626**	249	1000	177	0	0	0	200
11	**1533**	156	1000	177	0	0	0	200
12	**1495**	118	1000	177	0	0	0	200
13	**1495**	118	1000	177	0	0	0	200
14	**1477**	100	1000	177	0	0	0	200
15	**1461**	84	1000	177	0	0	0	200
16	**1458**	81	1000	177	0	0	0	200
17	**1456**	79	1000	177	0	0	0	200
18	**1417**	40	1000	177	0	0	0	200
19	**1228**	351	500	177	0	0	0	200
20	**1017**	140	500	177	0	0	0	200
21	**1012**	135	500	177	0	0	0	200
22	**995**	118	500	177	0	0	0	200
23	**993**	116	500	177	0	0	0	200
24	**937**	60	500	177	0	0	0	200
25	**917**	40	500	177	0	0	0	200
26	**899**	222	500	177	0	0	0	0
27	**894**	17	500	177	0	0	0	200
28	**877**	0	500	177	0	0	0	200
29	**826**	149	500	177	0	0	0	0
30	**809**	432	0	177	0	0	0	200
31	**804**	427	0	177	0	0	0	200
32	**579**	202	0	177	0	0	0	200
33	**574**	197	0	177	0	0	0	200
34	**538**	161	0	177	0	0	0	200
35	**501**	124	0	177	0	0	0	200
36	**484**	107	0	177	0	0	0	200
37	**470**	93	0	177	0	0	0	200

Jamul Dulzura Point Total

	100%	25%	25%	10%	15%	10%	10%	5%
Score ID	**Total Points**	**Adjusted Field Points**	**Attractor Score**	**Diabetes Score**	**Crash Score**	**Socioeconomic Score**	**Project Priority Score**	**School Score**
38	**461**	84	0	177	0	0	0	200
39	**435**	58	0	177	0	0	0	200
40	**417**	40	0	177	0	0	0	200
41	**377**	0	0	177	0	0	0	200
42	**377**	0	0	177	0	0	0	200
43	**377**	0	0	177	0	0	0	200

This page intentionally left blank

Julian

PGA Results

This page intentionally left blank

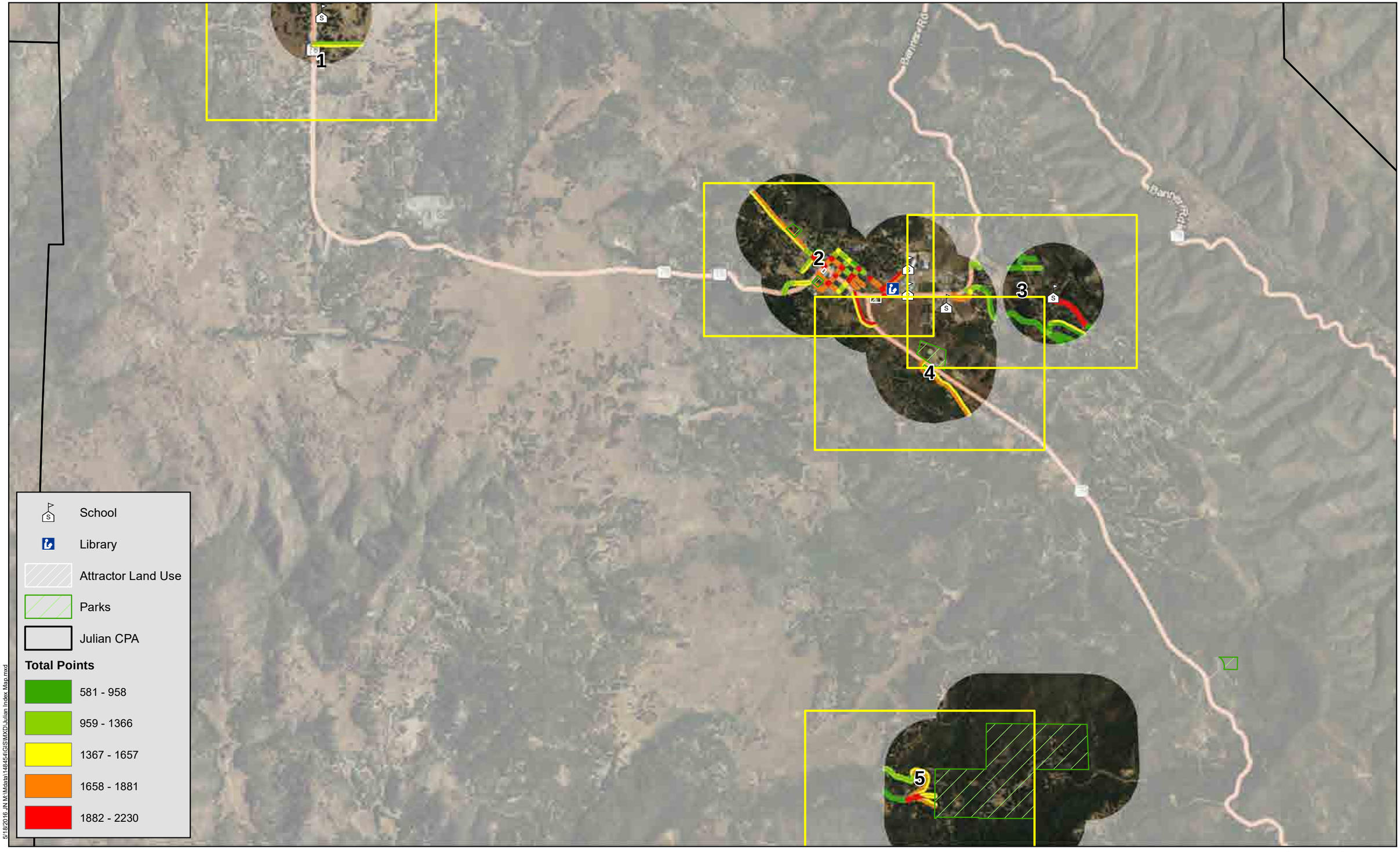

Michael Baker INTERNATIONAL

0 2,000 4,000 8,000 Feet

Source: San Diego County, SANDAG, SanGIS, Eagle Aerial, ESRI

San Diego County ATP

Julian PGA

Index Map



5/18/2016 J:\M:\Mdata\148454\GIS\MXD\Julian Exhibit Pages.mxd

Michael Baker INTERNATIONAL

0 250 500 1,000 Feet

Source: San Diego County, SANDAG, SanGIS, Eagle Aerial, ESRI

San Diego County ATP

Julian PGA

Map 1

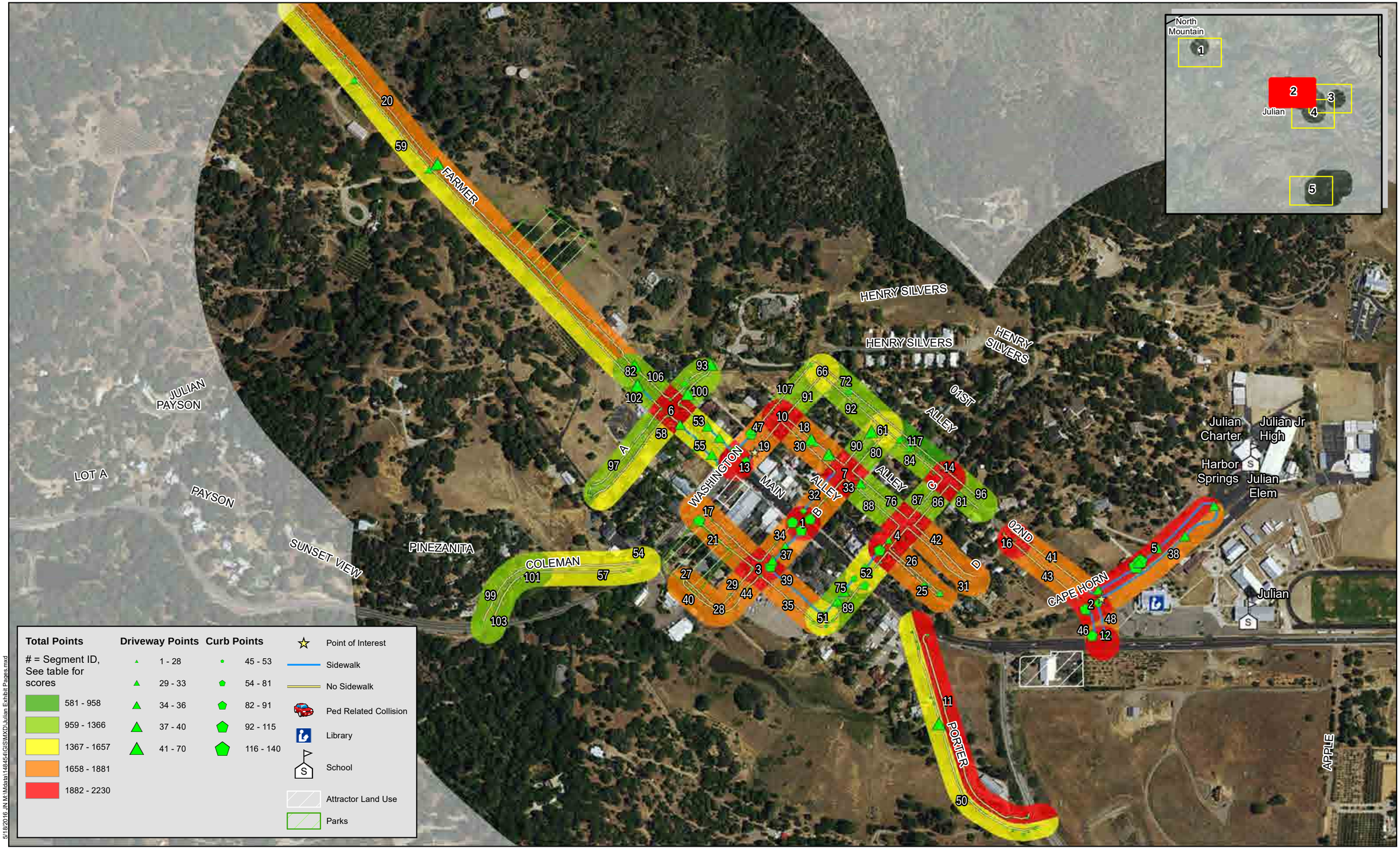

Total Points

= Segment ID, See table for scores

581 - 958	
959 - 1366	
1367 - 1657	
1658 - 1881	
1882 - 2230	

Driveway Points	Curb Points
1 - 28	45 - 53
29 - 33	54 - 81
34 - 36	82 - 91
37 - 40	92 - 115
41 - 70	116 - 140

- Point of Interest
- Sidewalk
- No Sidewalk
- Ped Related Collision
- Library
- School
- Attractor Land Use
- Parks

5/18/2016 J:\M\Mdata\148454\GIS\MXD\Julian Exhibit Pages.mxd

Michael Baker INTERNATIONAL

0 250 500 1,000 Feet

Source: San Diego County, SANDAG, SanGIS, Eagle Aerial, ESRI

San Diego County ATP

Julian PGA

Map 2

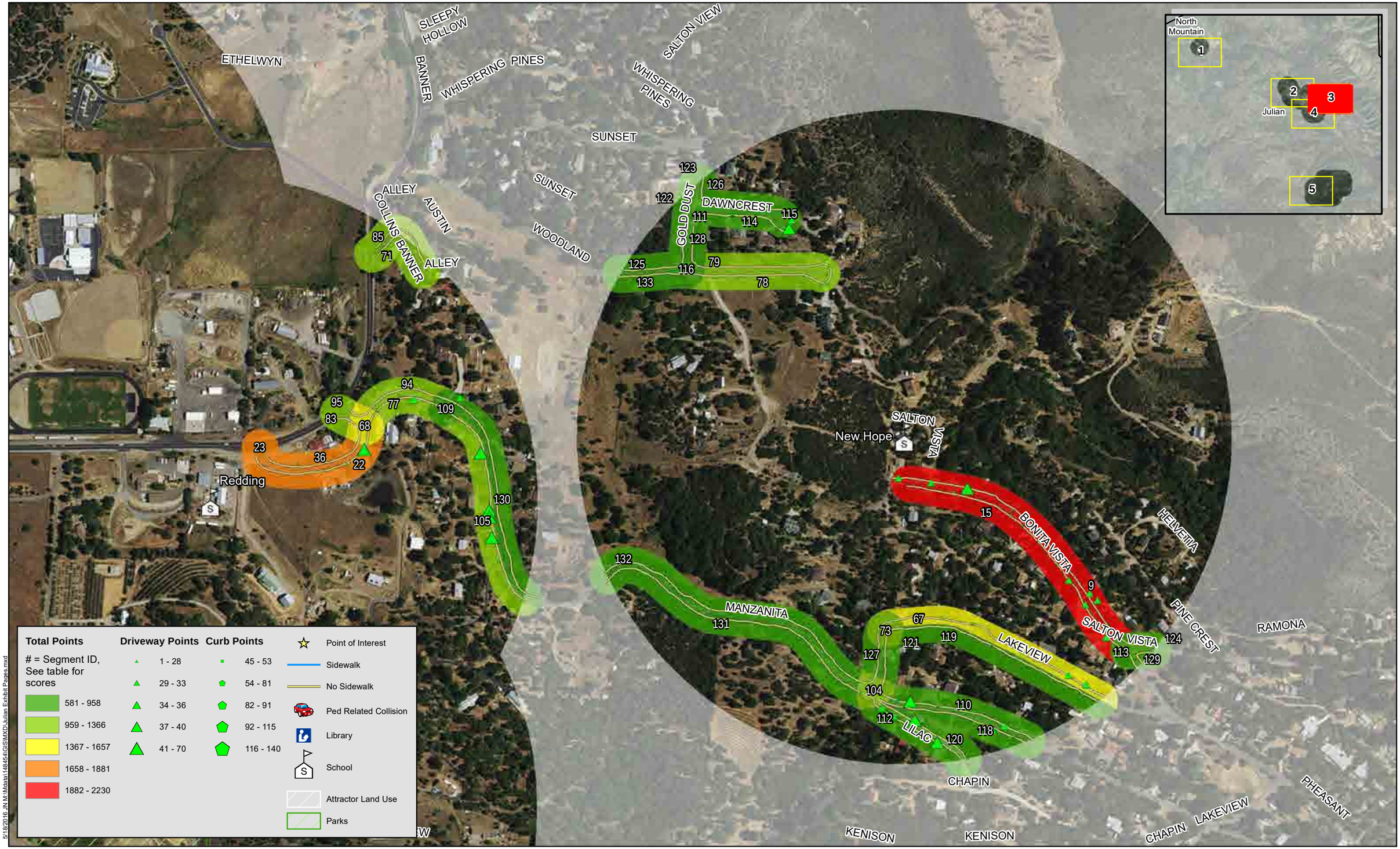

Total Points

= Segment ID, See table for scores

581 - 958	
959 - 1366	
1367 - 1657	
1658 - 1881	
1882 - 2230	

Driveway Points		Curb Points	
1 - 28		45 - 53	
29 - 33		54 - 81	
34 - 36		82 - 91	
37 - 40		92 - 115	
41 - 70		116 - 140	

- Point of Interest
- Sidewalk
- No Sidewalk
- Ped Related Collision
- Library
- School
- Attractor Land Use
- Parks

5/18/2016 J:\M:\Mdata\148454\GIS\MXD\Julian Exhibit Pages.mxd

Michael Baker INTERNATIONAL

0 250 500 1,000 Feet

Source: San Diego County, SANDAG, SanGIS, Eagle Aerial, ESRI

San Diego County ATP

Julian PGA

Map 3

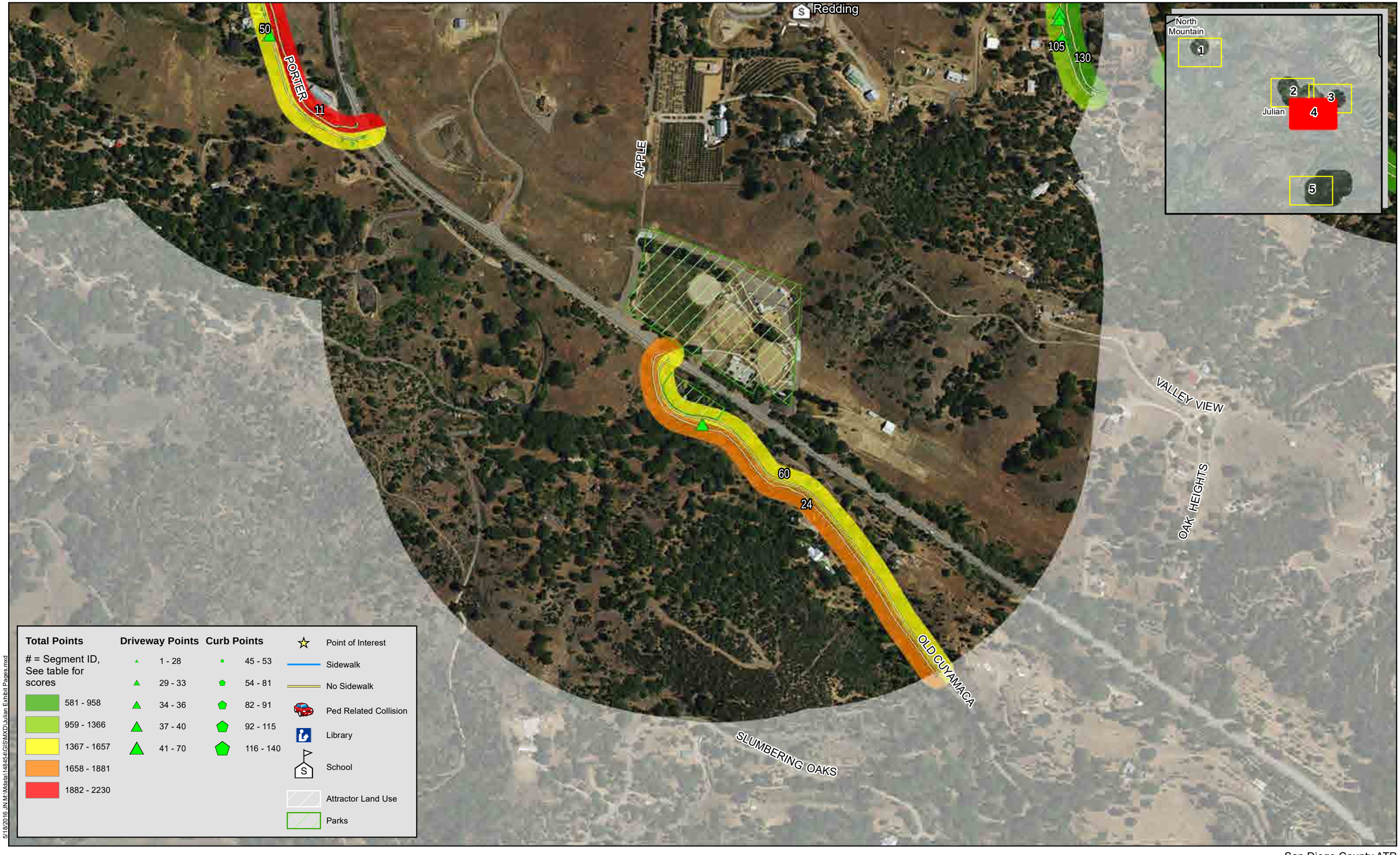

5/18/2016 JN M:\Mdata\148454\GIS\MXD\Julian Exhibit Pages.mxd

Michael Baker INTERNATIONAL

0 250 500 1,000 Feet

Source: San Diego County, SANDAG, SanGIS, Eagle Aerial, ESRI

San Diego County ATP

Julian PGA

Map 4

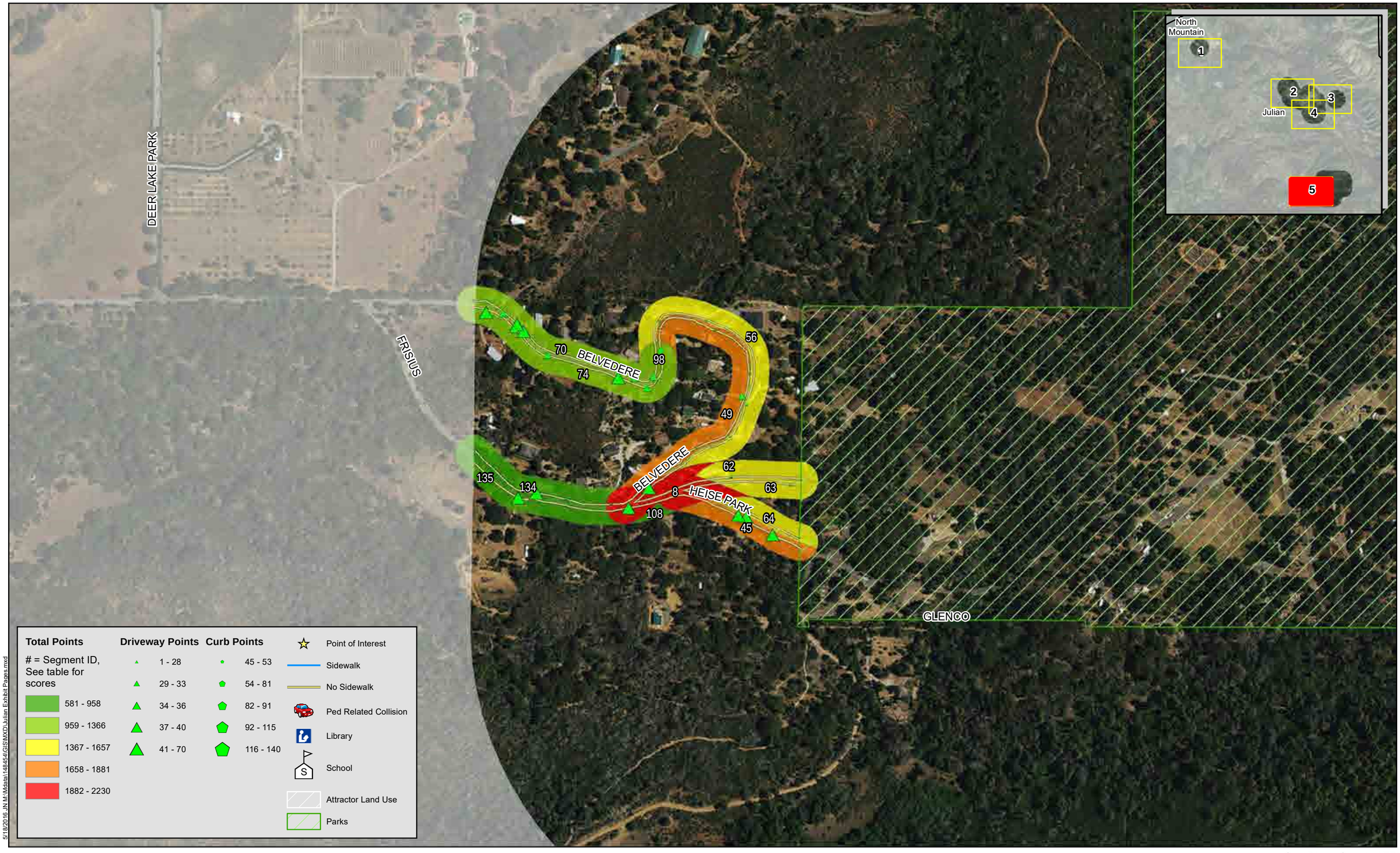

5/18/2016 J:\M:\Mdata\14845\GIS\MXD\Julian Exhibit Pages.mxd

Michael Baker INTERNATIONAL

0 250 500 1,000 Feet

Source: San Diego County, SANDAG, SanGIS, Eagle Aerial, ESRI

San Diego County ATP

Julian PGA

Map 5

Julian Point Total

	100%	25%	25%	10%	15%	10%	10%	5%
Score ID	Total Points	Adjusted Field Points	Attractor Score	Diabetes Score	Crash Score	Socioeconomic Score	Project Priority Score	School Score
1	**2231**	573	1000	158	0	300	0	200
2	**2227**	569	1000	158	0	300	0	200
3	**2178**	520	1000	158	0	300	0	200
4	**2158**	1000	500	158	0	300	0	200
5	**2139**	481	1000	158	0	300	0	200
6	**2064**	606	1000	158	0	300	0	0
7	**2062**	404	1000	158	0	300	0	200
8	**2044**	586	1000	158	0	300	0	0
9	**2023**	365	1000	158	0	300	0	200
10	**1983**	325	1000	158	0	300	0	200
11	**1979**	321	1000	158	0	300	0	200
12	**1978**	320	1000	158	0	300	0	200
13	**1967**	309	1000	158	0	300	0	200
14	**1967**	409	500	158	0	300	400	200
15	**1955**	297	1000	158	0	300	0	200
16	**1923**	265	1000	158	0	300	0	200
17	**1882**	224	1000	158	0	300	0	200
18	**1880**	222	1000	158	0	300	0	200
19	**1854**	196	1000	158	0	300	0	200
20	**1846**	388	1000	158	0	300	0	0
21	**1841**	183	1000	158	0	300	0	200
22	**1836**	178	1000	158	0	300	0	200
23	**1814**	156	1000	158	0	300	0	200
24	**1809**	151	1000	158	0	300	0	200
25	**1777**	119	1000	158	0	300	0	200
26	**1777**	119	1000	158	0	300	0	200
27	**1772**	114	1000	158	0	300	0	200
28	**1772**	114	1000	158	0	300	0	200
29	**1770**	112	1000	158	0	300	0	200
30	**1770**	112	1000	158	0	300	0	200
31	**1757**	99	1000	158	0	300	0	200
32	**1753**	95	1000	158	0	300	0	200
33	**1742**	84	1000	158	0	300	0	200
34	**1742**	84	1000	158	0	300	0	200
35	**1742**	84	1000	158	0	300	0	200
36	**1742**	84	1000	158	0	300	0	200
37	**1732**	74	1000	158	0	300	0	200

Julian Point Total

	100%	25%	25%	10%	15%	10%	10%	5%
Score ID	Total Points	Adjusted Field Points	Attractor Score	Diabetes Score	Crash Score	Socioeconomic Score	Project Priority Score	School Score
38	**1728**	70	1000	158	0	300	0	200
39	**1717**	59	1000	158	0	300	0	200
40	**1715**	57	1000	158	0	300	0	200
41	**1715**	57	1000	158	0	300	0	200
42	**1715**	57	1000	158	0	300	0	200
43	**1715**	57	1000	158	0	300	0	200
44	**1715**	57	1000	158	0	300	0	200
45	**1714**	256	1000	158	0	300	0	0
46	**1700**	42	1000	158	0	300	0	200
47	**1696**	238	1000	158	0	300	0	0
48	**1690**	32	1000	158	0	300	0	200
49	**1686**	228	1000	158	0	300	0	0
50	**1658**	500	500	158	0	300	0	200
51	**1643**	485	500	158	0	300	0	200
52	**1636**	478	500	158	0	300	0	200
53	**1630**	172	1000	158	0	300	0	0
54	**1627**	169	1000	158	0	300	0	0
55	**1626**	168	1000	158	0	300	0	0
56	**1624**	166	1000	158	0	300	0	0
57	**1600**	142	1000	158	0	300	0	0
58	**1597**	139	1000	158	0	300	0	0
59	**1584**	126	1000	158	0	300	0	0
60	**1557**	99	1000	158	0	300	0	0
61	**1551**	393	500	158	0	300	0	200
62	**1542**	84	1000	158	0	300	0	0
63	**1542**	84	1000	158	0	300	0	0
64	**1515**	57	1000	158	0	300	0	0
65	**1487**	329	500	158	0	300	0	200
66	**1460**	302	500	158	0	300	0	200
67	**1435**	277	500	158	0	300	0	200
68	**1413**	255	500	158	0	300	0	200
69	**1367**	209	500	158	0	300	0	200
70	**1313**	355	500	158	0	300	0	0
71	**1312**	154	500	158	0	300	0	200
72	**1304**	146	500	158	0	300	0	200
73	**1299**	141	500	158	0	300	0	200
74	**1293**	335	500	158	0	300	0	0

Julian Point Total

	100%	25%	25%	10%	15%	10%	10%	5%
Score ID	Total Points	Adjusted Field Points	Attractor Score	Diabetes Score	Crash Score	Socioeconomic Score	Project Priority Score	School Score
75	**1292**	134	500	158	0	300	0	200
76	**1278**	120	500	158	0	300	0	200
77	**1277**	119	500	158	0	300	0	200
78	**1270**	112	500	158	0	300	0	200
79	**1270**	112	500	158	0	300	0	200
80	**1270**	112	500	158	0	300	0	200
81	**1270**	112	500	158	0	300	0	200
82	**1258**	300	500	158	0	300	0	0
83	**1257**	99	500	158	0	300	0	200
84	**1249**	91	500	158	0	300	0	200
85	**1242**	84	500	158	0	300	0	200
86	**1242**	84	500	158	0	300	0	200
87	**1242**	84	500	158	0	300	0	200
88	**1242**	84	500	158	0	300	0	200
89	**1242**	84	500	158	0	300	0	200
90	**1242**	84	500	158	0	300	0	200
91	**1242**	84	500	158	0	300	0	200
92	**1242**	84	500	158	0	300	0	200
93	**1225**	267	500	158	0	300	0	0
94	**1215**	57	500	158	0	300	0	200
95	**1215**	57	500	158	0	300	0	200
96	**1215**	57	500	158	0	300	0	200
97	**1194**	236	500	158	0	300	0	0
98	**1168**	210	500	158	0	300	0	0
99	**1100**	142	500	158	0	300	0	0
100	**1081**	123	500	158	0	300	0	0
101	**1072**	114	500	158	0	300	0	0
102	**1068**	110	500	158	0	300	0	0
103	**1058**	100	500	158	0	300	0	0
104	**1040**	382	0	158	0	300	0	200
105	**1036**	378	0	158	0	300	0	200
106	**1015**	57	500	158	0	300	0	0
107	**1015**	57	500	158	0	300	0	0
108	**958**	0	500	158	0	300	0	0
109	**903**	245	0	158	0	300	0	200
110	**898**	240	0	158	0	300	0	200
111	**884**	226	0	158	0	300	0	200

Julian Point Total

	100%	25%	25%	10%	15%	10%	10%	5%
Score ID	Total Points	Adjusted Field Points	Attractor Score	Diabetes Score	Crash Score	Socioeconomic Score	Project Priority Score	School Score
112	**878**	220	0	158	0	300	0	200
113	**871**	213	0	158	0	300	0	200
114	**836**	178	0	158	0	300	0	200
115	**831**	173	0	158	0	300	0	200
116	**814**	156	0	158	0	300	0	200
117	**804**	146	0	158	0	300	0	200
118	**804**	146	0	158	0	300	0	200
119	**797**	139	0	158	0	300	0	200
120	**781**	123	0	158	0	300	0	200
121	**742**	84	0	158	0	300	0	200
122	**715**	57	0	158	0	300	0	200
123	**715**	57	0	158	0	300	0	200
124	**715**	57	0	158	0	300	0	200
125	**715**	57	0	158	0	300	0	200
126	**715**	57	0	158	0	300	0	200
127	**715**	57	0	158	0	300	0	200
128	**715**	57	0	158	0	300	0	200
129	**715**	57	0	158	0	300	0	200
130	**715**	57	0	158	0	300	0	200
131	**715**	57	0	158	0	300	0	200
132	**715**	57	0	158	0	300	0	200
133	**715**	57	0	158	0	300	0	200
134	**636**	178	0	158	0	300	0	0
135	**581**	123	0	158	0	300	0	0

This page intentionally left blank

Lakeside

PGA Results

This page intentionally left blank

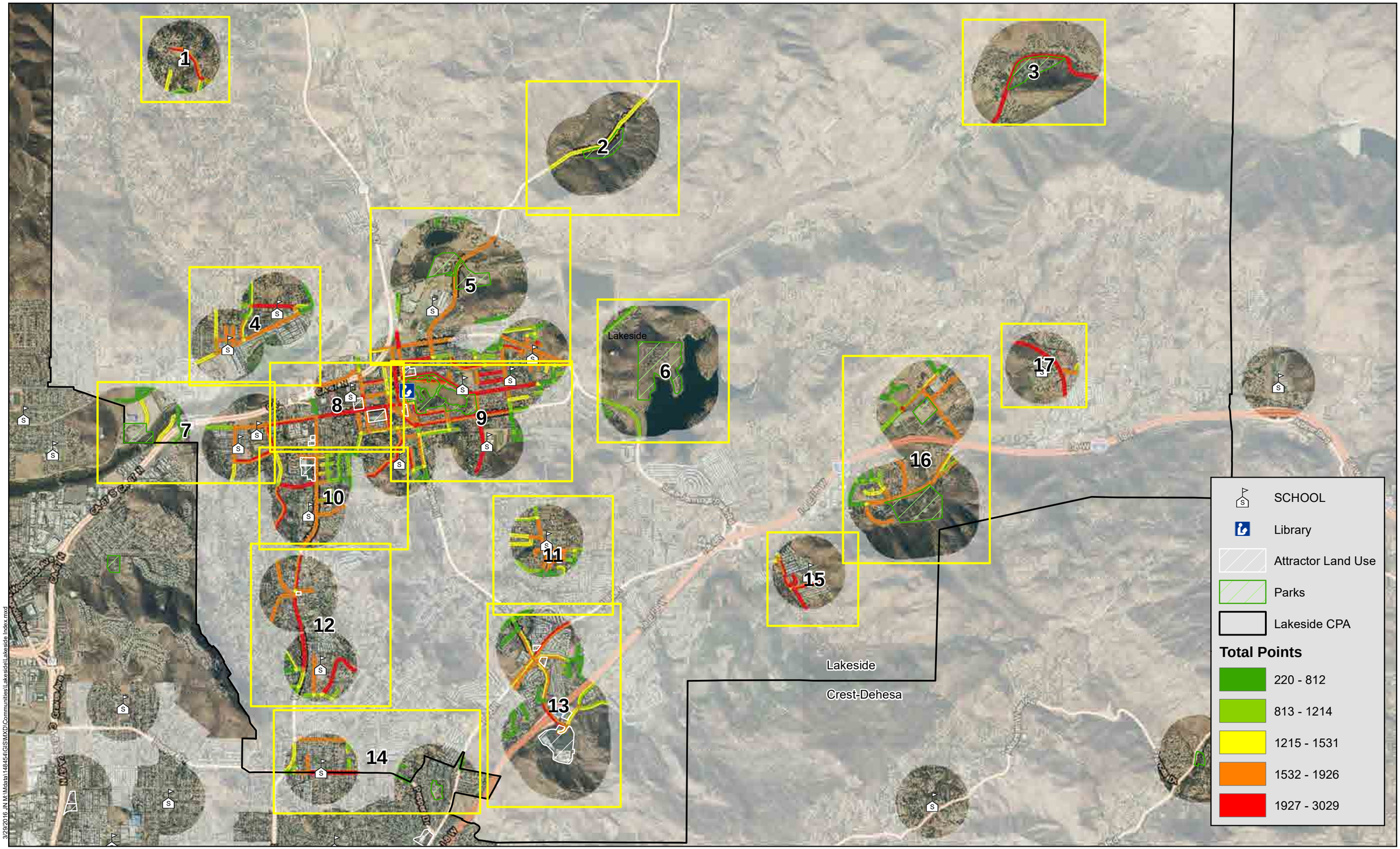

3/29/2016 JN:MMdata\14845\GIS\MXD\Communities\Lakeside\Lakeside Index.mxd

Michael Baker INTERNATIONAL

0 1,000 2,000 4,000 Feet

Source: San Diego County, SANDAG, SanGIS, Eagle Aerial, ESRI

San Diego County ATP

Lakeside PGA

Index Map

Total Points

 # = Segment ID, See table for scores

220 - 812

813 - 1214

1215 - 1531

1532 - 1926

1927 - 3029

Driveway Points

5 - 20

21 - 34

35 - 56

57 - 113

Curb Points

0 - 16

17 - 56

57 - 81

82 - 119

Point of Interest

Sidewalk

No Sidewalk

Ped Related Collision

Library

SCHOOL

Attractor Land Use

Parks

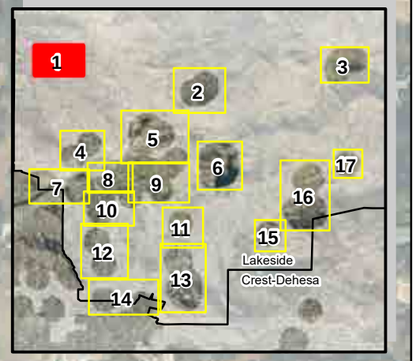

CERRO DE PAZ

ROCOSO

JOHNSON LAKE

East County Academy

79

94

HIGH RANCH

GEM HILL

483

403

89

489

297

613

VALLE VISTA

571

532

704

MANZANITA

LEGENDALE

LEGENDALE

ROCOSO

PINEHURST

HI RIDGE

3/29/2016 J:\M:\Mdata\14845-6\GIS\MXD\Communities\Lakeside\Lakeside Maxbrook\Lakeside Exhibit Page 1_3.mxd

Michael Baker INTERNATIONAL

0 500 1,000 2,000 Feet

Source: San Diego County, SANDAG, SanGIS, Eagle Aerial, ESRI

San Diego County ATP

Lakeside PGA

Map 1

Total Points

 # = Segment ID, See table for scores

- 220 - 812
- 813 - 1214
- 1215 - 1531
- 1532 - 1926
- 1927 - 3029

Driveway Points

- 5 - 20
- 21 - 34
- 35 - 56
- 57 - 113

Curb Points

- 0 - 16
- 17 - 56
- 57 - 81
- 82 - 119

- Point of Interest
- Sidewalk
- No Sidewalk
- Ped Related Collision
- Library
- SCHOOL
- Attractor Land Use
- Parks

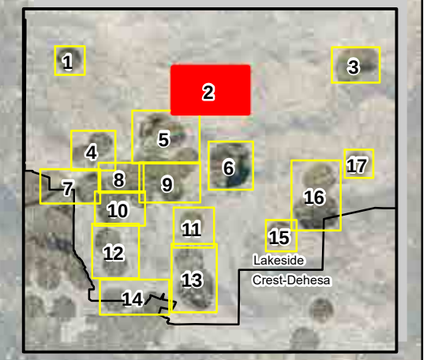

WILDCAT CANYON

396

398

ASHWOOD

3/29/2016 J:\N M\data\148454\GIS\MXD\Communities\Lakeside\Lakeside Mapbook\Lakeside Exhibit Page 1_3.mxd

Michael Baker INTERNATIONAL

0 500 1,000 2,000 Feet

Source: San Diego County, SANDAG, SanGIS, Eagle Aerial, ESRI

San Diego County ATP

Lakeside PGA

Map 2

Total Points

 # = Segment ID, See table for scores

- 220 - 812
- 813 - 1214
- 1215 - 1531
- 1532 - 1926
- 1927 - 3029

Driveway Points

- 5 - 20
- 21 - 34
- 35 - 56
- 57 - 113

Curb Points

- 0 - 16
- 17 - 56
- 57 - 81
- 82 - 119

- Point of Interest
- Sidewalk
- No Sidewalk
- Ped Related Collision
- Library
- SCHOOL
- Attractor Land Use
- Parks

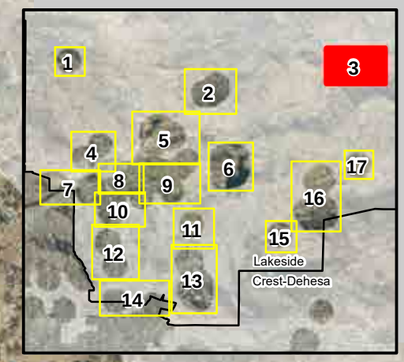

EL MONTE

28

73

HAZY MEADOWS

MTN VALLEY

YUCCA

9/29/2016 JN M:\Mdata\148454\GIS\MXD\Communities\Lakeside\Lakeside Maybook\Lakeside Exhibit Page 1_3.mxd

Michael Baker INTERNATIONAL

0 500 1,000 2,000 Feet

Source: San Diego County, SANDAG, SanGIS, Eagle Aerial, ESRI

San Diego County ATP

Lakeside PGA

Map 3

Total Points

 # = Segment ID, See table for scores

- 220 - 812
- 813 - 1214
- 1215 - 1531
- 1532 - 1926
- 1927 - 3029

Driveway Points

- 5 - 20
- 21 - 34
- 35 - 56
- 57 - 113

Curb Points

- 0 - 16
- 17 - 56
- 57 - 81
- 82 - 119

- Point of Interest
- Sidewalk
- No Sidewalk
- Ped Related Collision
- Library
- SCHOOL
- Attractor Land Use
- Parks

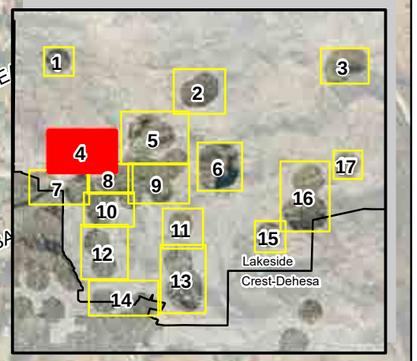

3/29/2016 J:\N\M\data\148454\GIS\MXD\Communities\Lakeside\Lakeside Mapbook\Lakeside Exhibit Page 4_5.mxd

Michael Baker INTERNATIONAL

0 500 1,000 2,000 Feet

Source: San Diego County, SANDAG, SanGIS, Eagle Aerial, ESRI

San Diego County ATP

Lakeside PGA

Map 4

Total Points

 # = Segment ID, See table for scores

- 220 - 812
- 813 - 1214
- 1215 - 1531
- 1532 - 1926
- 1927 - 3029

Driveway Points

- 5 - 20
- 21 - 34
- 35 - 56
- 57 - 113

Curb Points

- 0 - 16
- 17 - 56
- 57 - 81
- 82 - 119

- Point of Interest
- Sidewalk
- No Sidewalk
- Ped Related Collision
- Library
- SCHOOL
- Attractor Land Use
- Parks

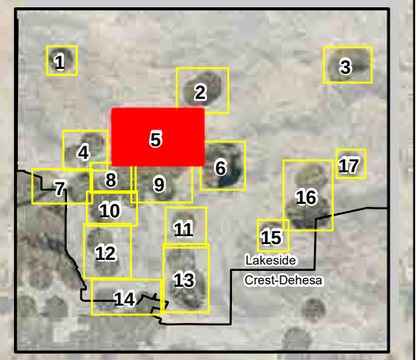

0 500 1,000 2,000 Feet

Source: San Diego County, SANDAG, SanGIS, Eagle Aerial, ESRI

3/29/2016 JN M:\Mdata\148454\GIS\MXD\Communities\Lakeside\Lakeside Maptbook\Lakeside Exhibit Page 4_5.mxd

Michael Baker INTERNATIONAL

San Diego County ATP

Lakeside PGA

Map 5



Michael Baker INTERNATIONAL

0 500 1,000 2,000 Feet

Source: San Diego County, SANDAG, SanGIS, Eagle Aerial, ESRI

San Diego County ATP

Lakeside PGA

Map 6

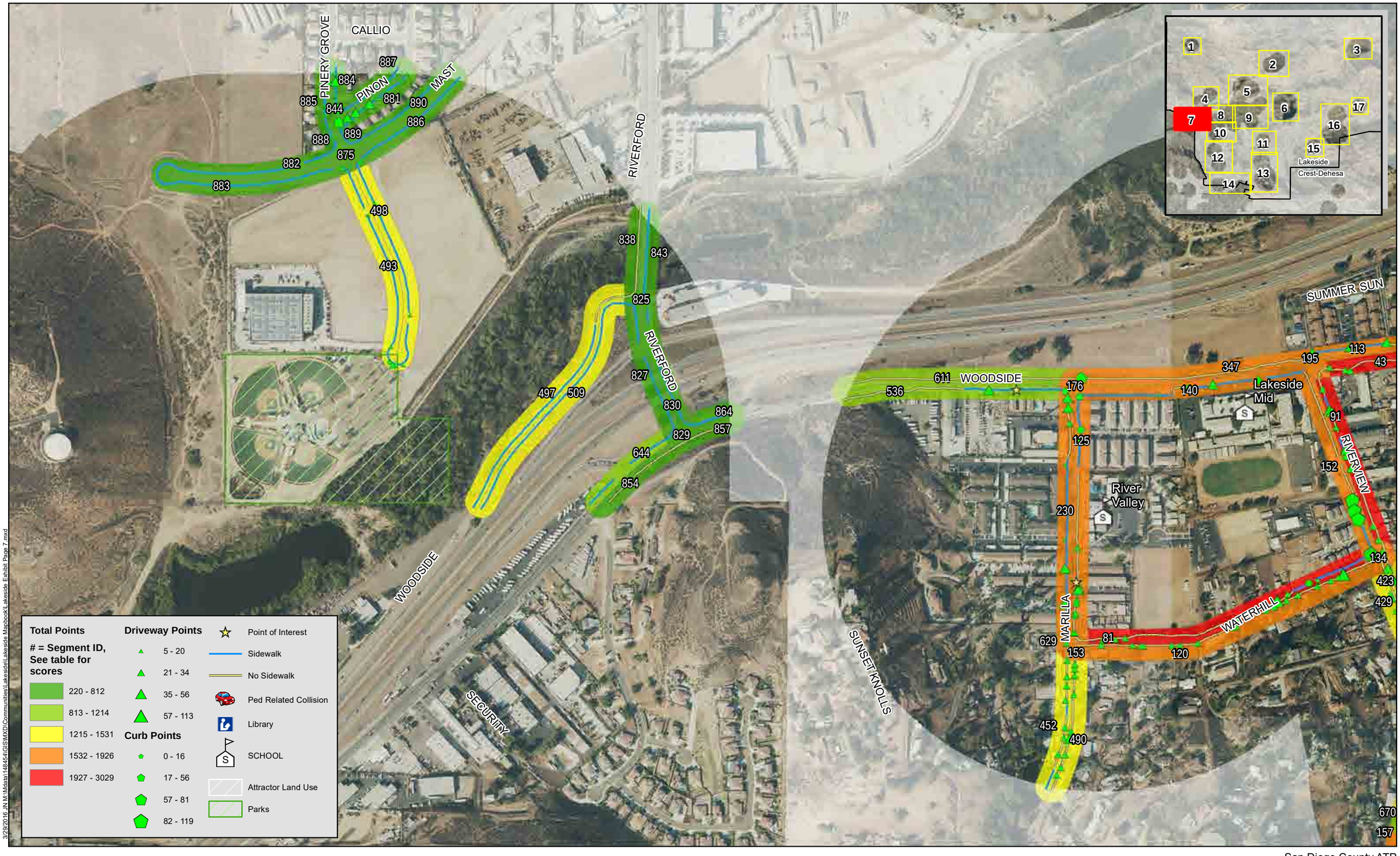

3/29/2016 J:\M\Mdata\14845-01\GIS\MXD\Communities\Lakeside\Lakeside Mapbook\Lakeside Exhibit Page 7.mxd

Michael Baker INTERNATIONAL

0 500 1,000 2,000 Feet

Source: San Diego County, SANDAG, SanGIS, Eagle Aerial, ESRI

San Diego County ATP

Lakeside PGA

Map 7



3/29/2016 J:\N_M\Mdata\148454\GIS\MXD\Communities\Lakeside\Lakeside Mapbook\Lakeside Exhibit Page 8.mxd

Michael Baker INTERNATIONAL

0 500 1,000 2,000 Feet

Source: San Diego County, SANDAG, SanGIS, Eagle Aerial, ESRI

San Diego County ATP

Lakeside PGA

Map 8

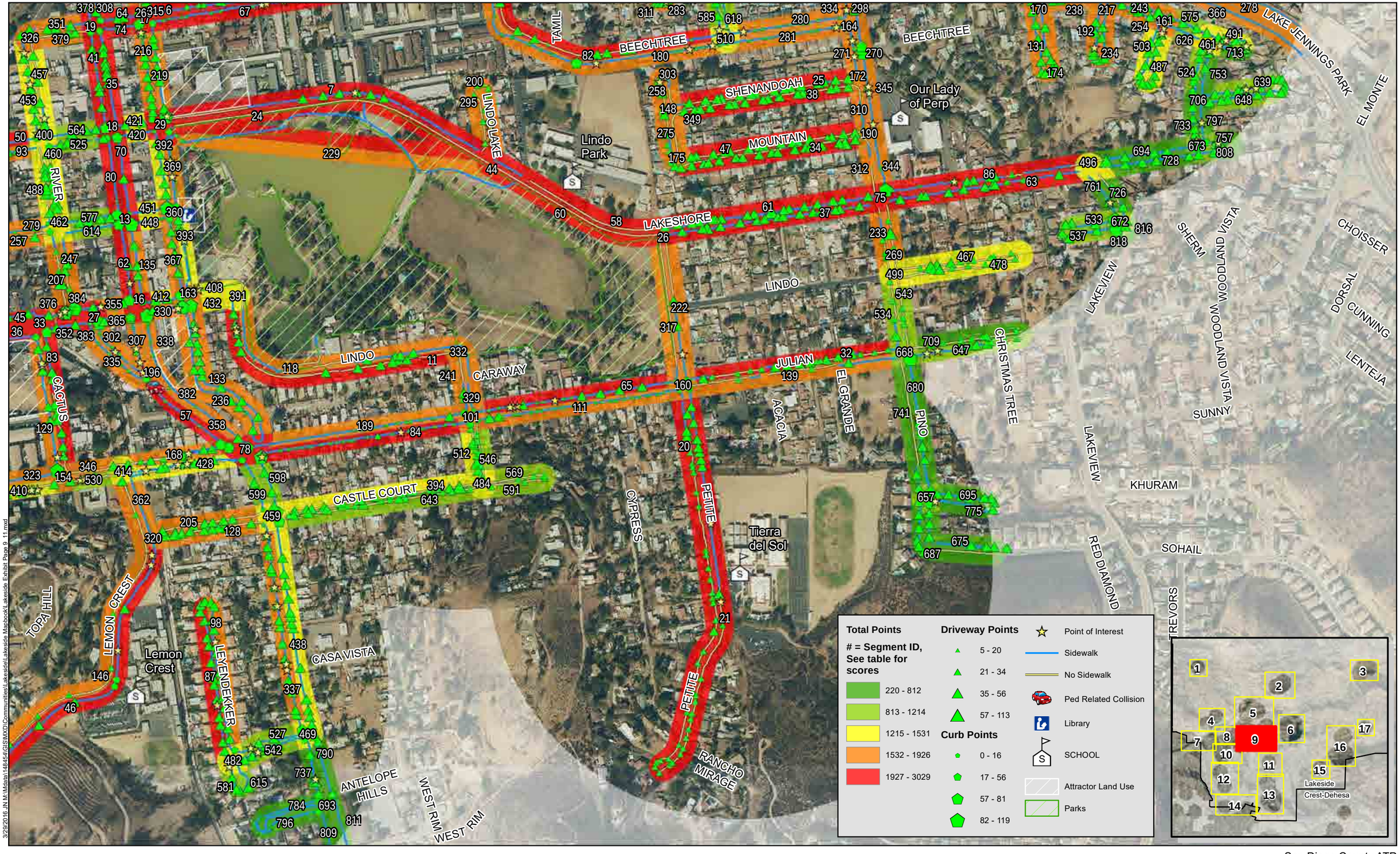

3/29/2016 J:\M:\Data\148454\GIS\MXD\Communities\Lakeside\Lakeside Maybook\Lakeside_Exhibit Page 9_11.mxd

Michael Baker INTERNATIONAL

0 500 1,000 2,000 Feet

Source: San Diego County, SANDAG, SanGIS, Eagle Aerial, ESRI

San Diego County ATP

Lakeside PGA

Map 9

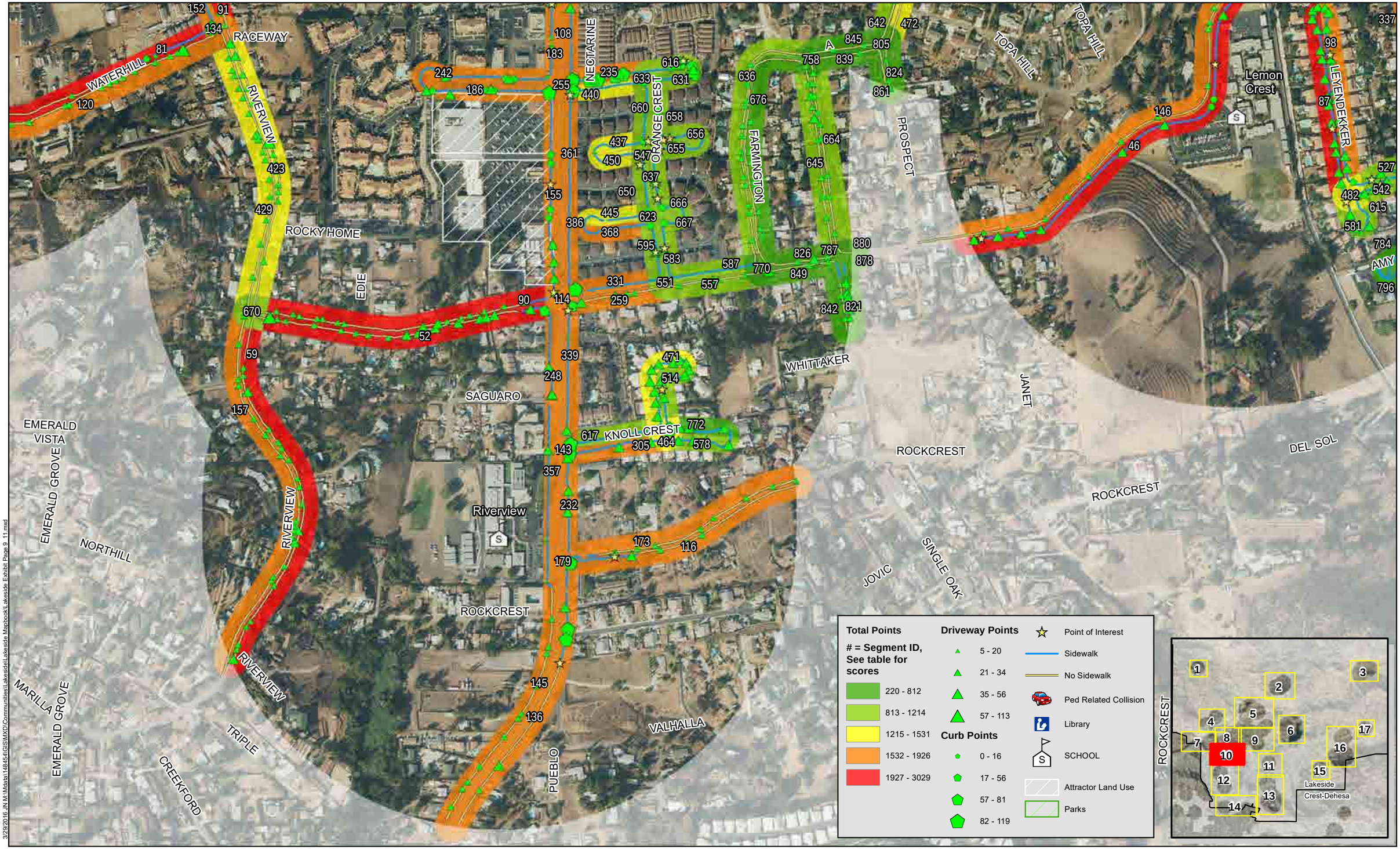

3/29/2016 JN M:\Mdata\148454\GIS\MXD\Communities\Lakeside\Lakeside Mapbook\Lakeside Exhibit Page 9_11.mxd

Michael Baker INTERNATIONAL

0 500 1,000 2,000 Feet

Source: San Diego County, SANDAG, SanGIS, Eagle Aerial, ESRI

San Diego County ATP

Lakeside PGA

Map 10

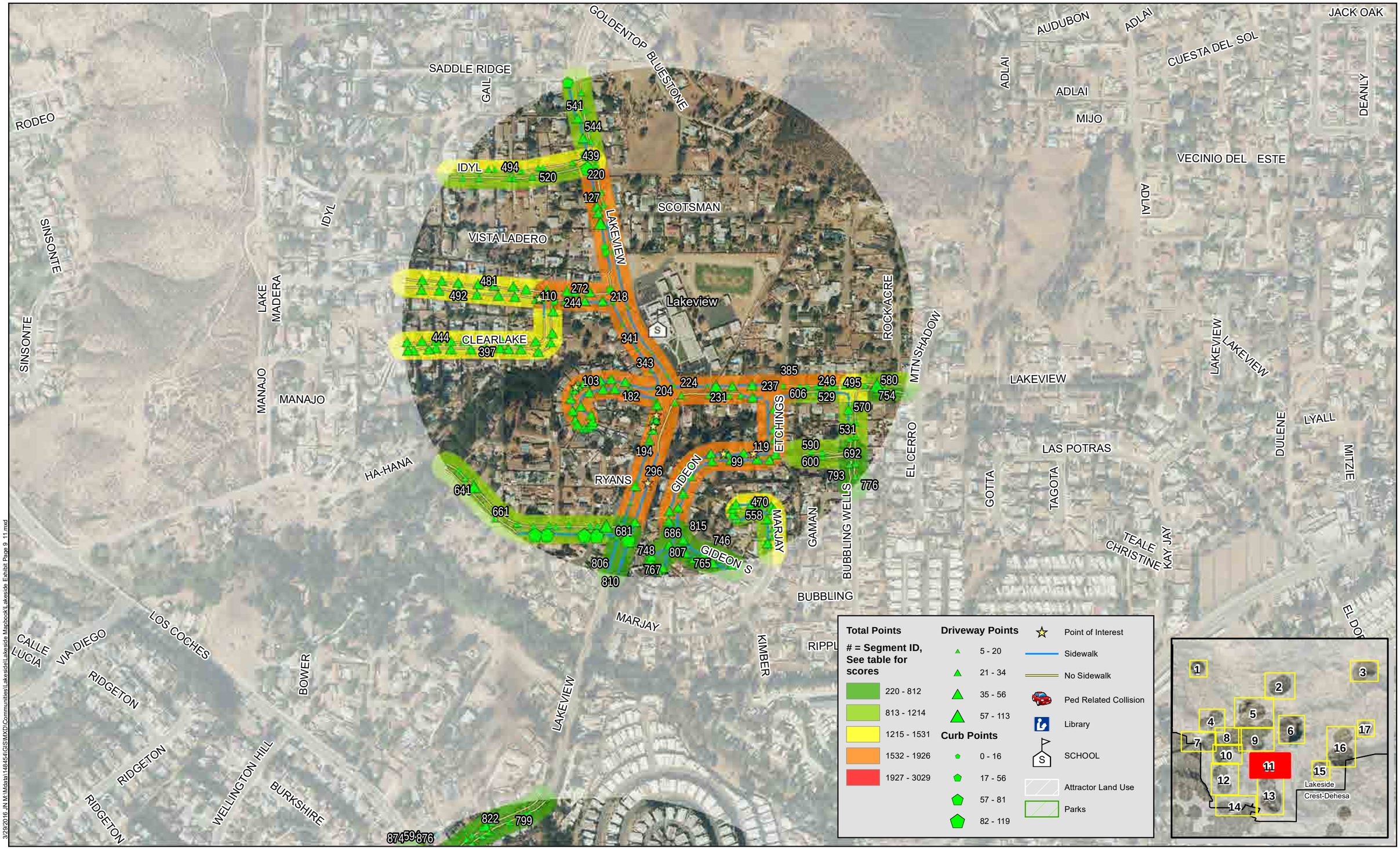

3/29/2016 J:\N M\Mdata\148454\GIS\MXD\Communities\Lakeside\Lakeside Maybook\Lakeside Exhibit Page 9_11.mxd

Michael Baker INTERNATIONAL

0 500 1,000 2,000 Feet

Source: San Diego County, SANDAG, SanGIS, Eagle Aerial, ESRI

San Diego County ATP

Lakeside PGA

Map 11

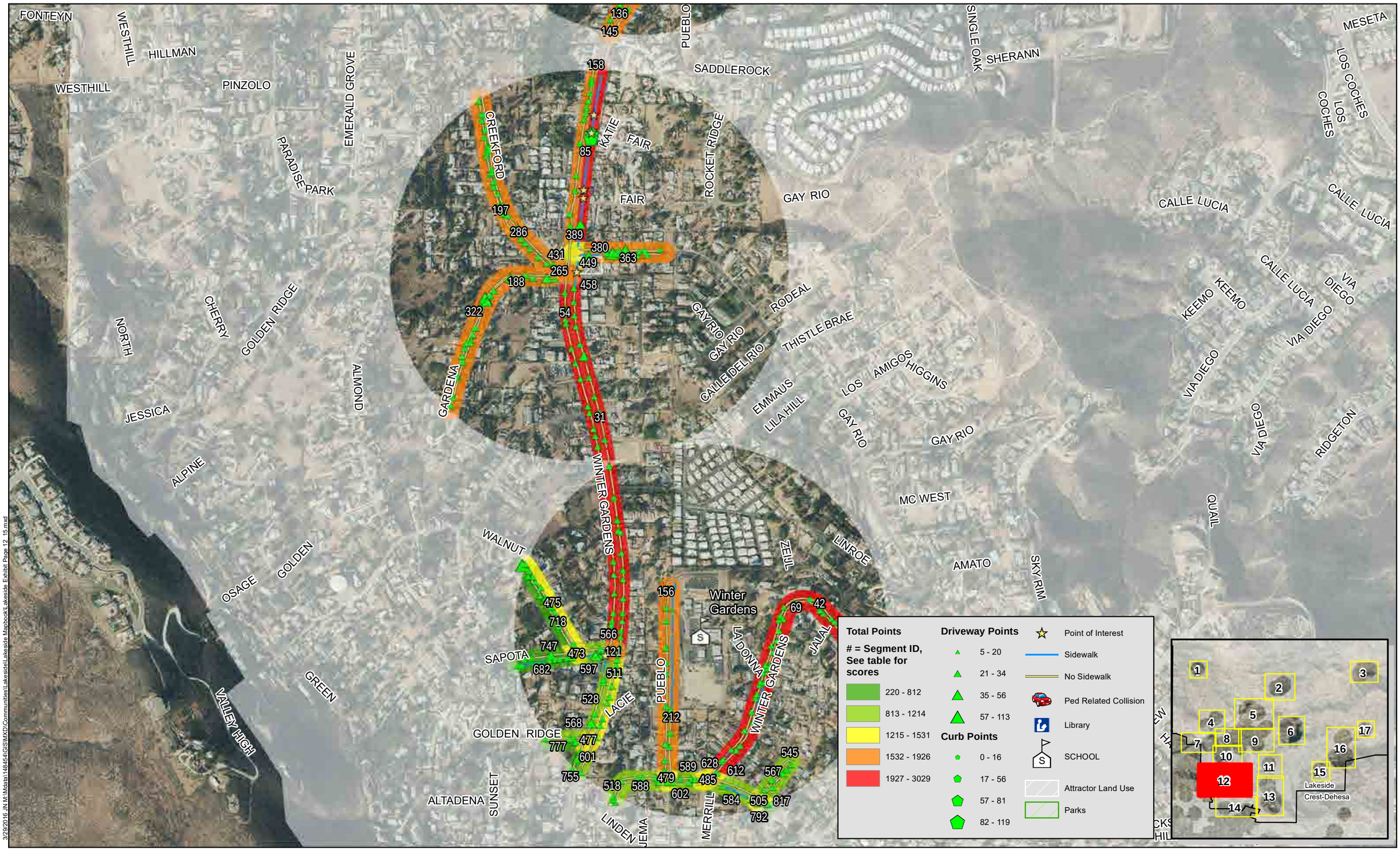

3/29/2016 J:\M:\Mdata\14845\GIS\MXD\Communities\Lakeside\Lakeside Mapbook\Lakeside Exhibit Page 12_15.mxd

Michael Baker INTERNATIONAL

0 500 1,000 2,000 Feet

Source: San Diego County, SANDAG, SanGIS, Eagle Aerial, ESRI

San Diego County ATP

Lakeside PGA

Map 12

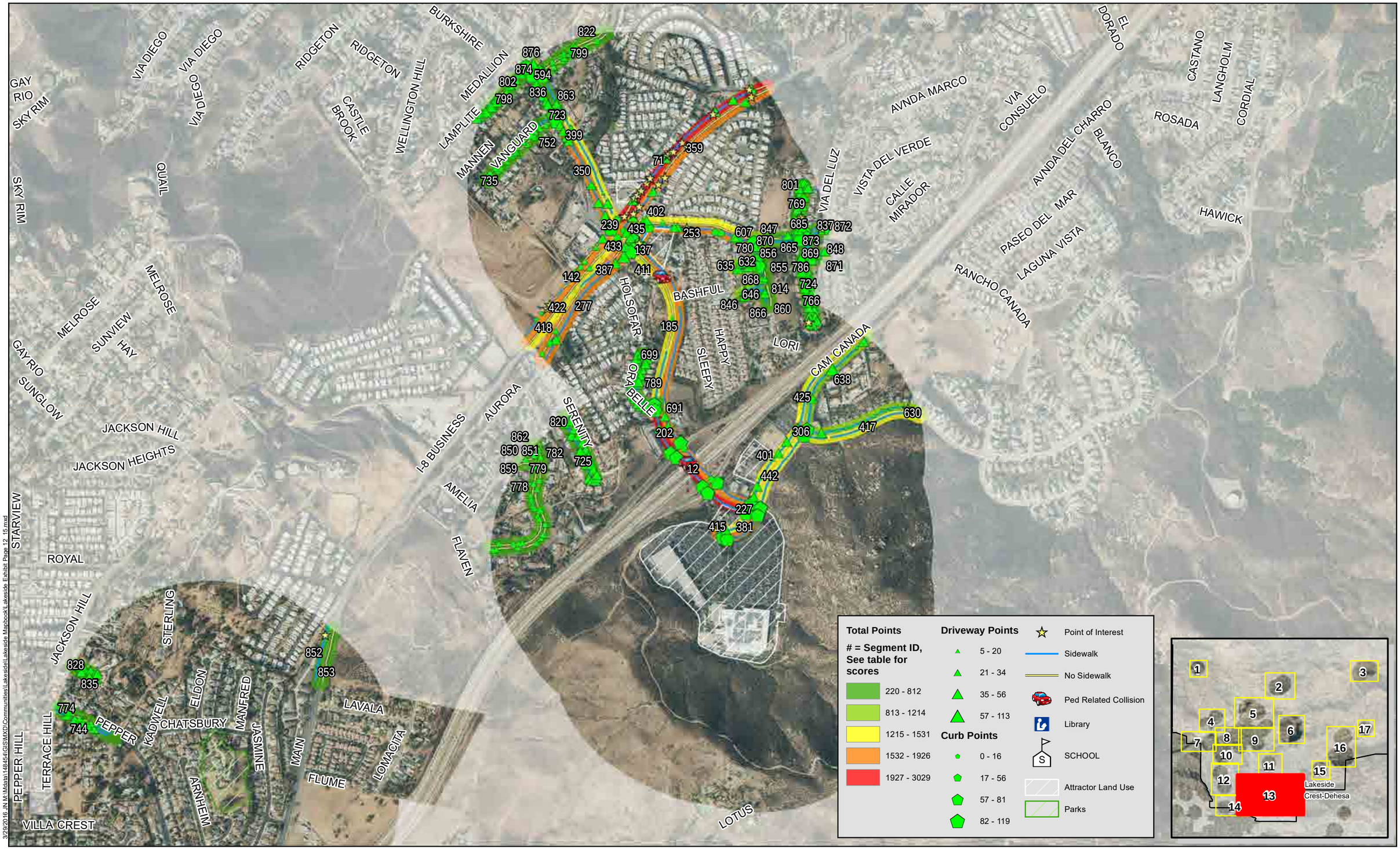

Total Points

 # = Segment ID, See table for scores

- 220 - 812
- 813 - 1214
- 1215 - 1531
- 1532 - 1926
- 1927 - 3029

Driveway Points

- 5 - 20
- 21 - 34
- 35 - 56
- 57 - 113

Curb Points

- 0 - 16
- 17 - 56
- 57 - 81
- 82 - 119

- Point of Interest
- Sidewalk
- No Sidewalk
- Ped Related Collision
- Library
- SCHOOL
- Attractor Land Use
- Parks

3/29/2016 J:\M:\Mdata\148454\GIS\MXD\Communities\Lakeside\Lakeside Maptbook\Lakeside Exhibit Page 12_15.mxd

Michael Baker INTERNATIONAL

0 500 1,000 2,000 Feet

Source: San Diego County, SANDAG, SanGIS, Eagle Aerial, ESRI

San Diego County ATP

Lakeside PGA

Map 13

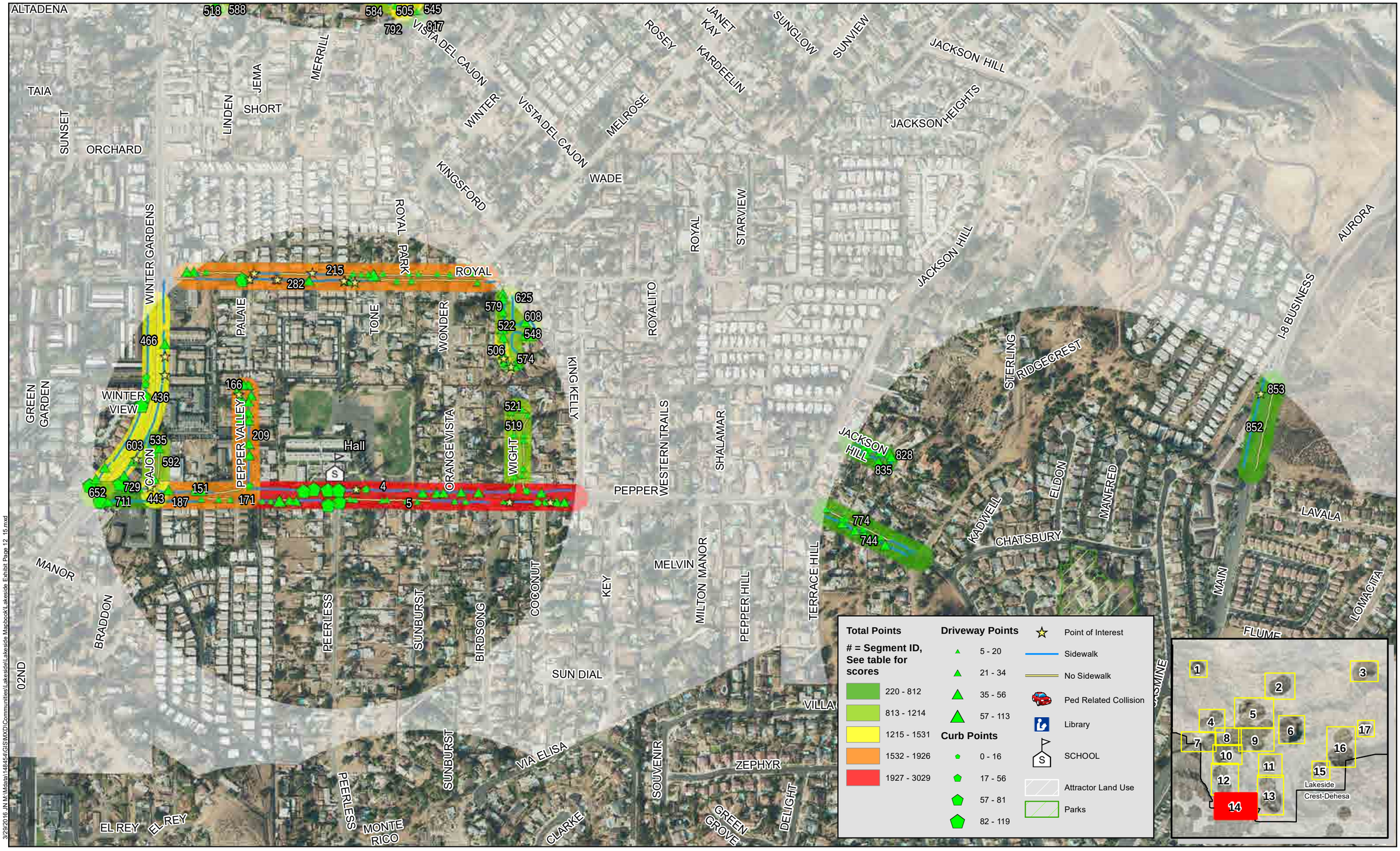

9/29/2016 J:\N\Mdata\148454\GIS\MXD\Communities\Lakeside\Lakeside Mapbook\Lakeside Exhibit Page 12_15.mxd

Michael Baker INTERNATIONAL

0 500 1,000 2,000 Feet

Source: San Diego County, SANDAG, SanGIS, Eagle Aerial, ESRI

San Diego County ATP

Lakeside PGA

Map 14

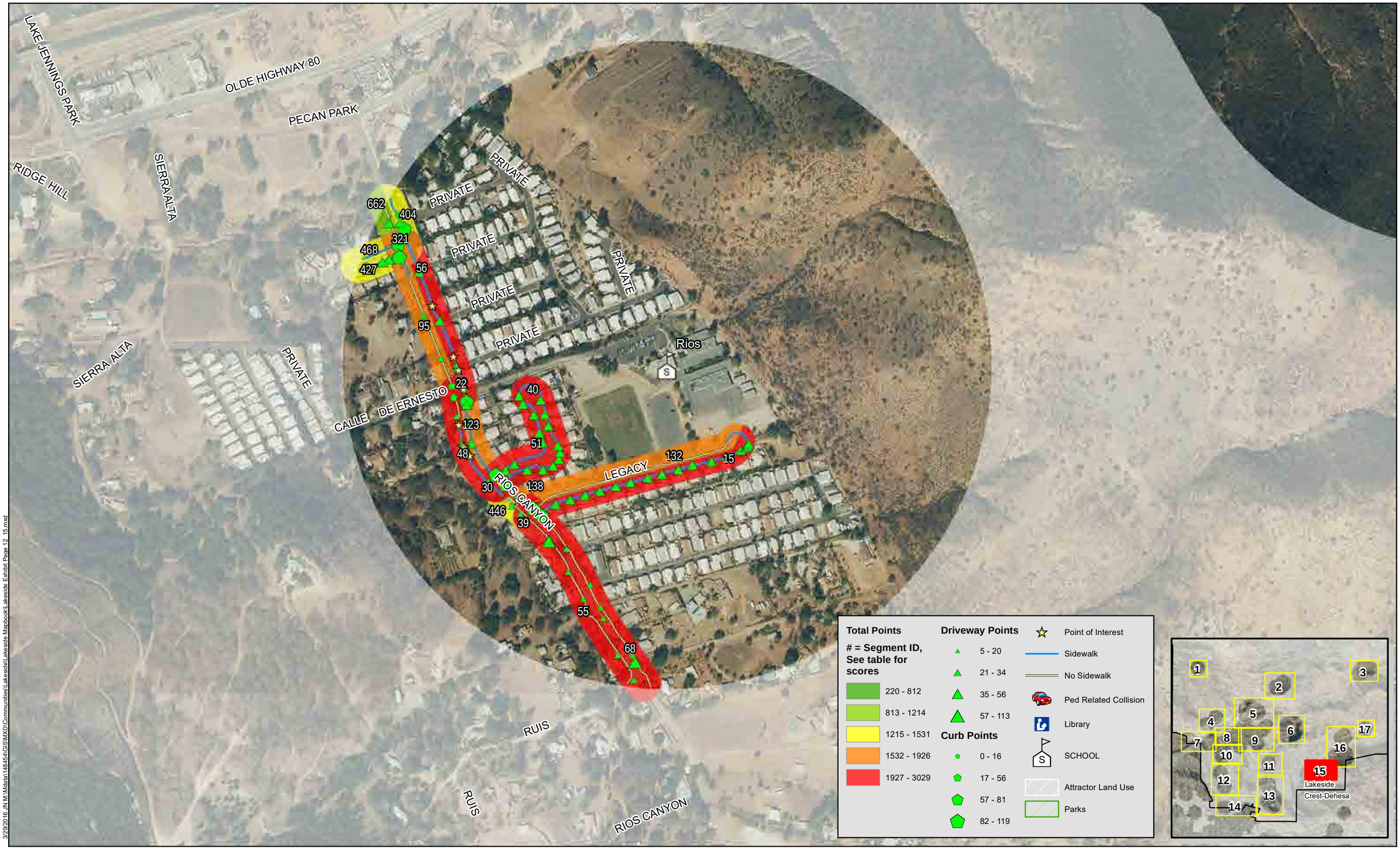

3/29/2016 J:\M\Mdata\148454\GIS\MXD\Communities\Lakeside\Lakeside Maybrook\Lakeside Exhibit Page 12_15.mxd

Michael Baker INTERNATIONAL

0 500 1,000 2,000 Feet

Source: San Diego County, SANDAG, SanGIS, Eagle Aerial, ESRI

San Diego County ATP

Lakeside PGA

Map 15

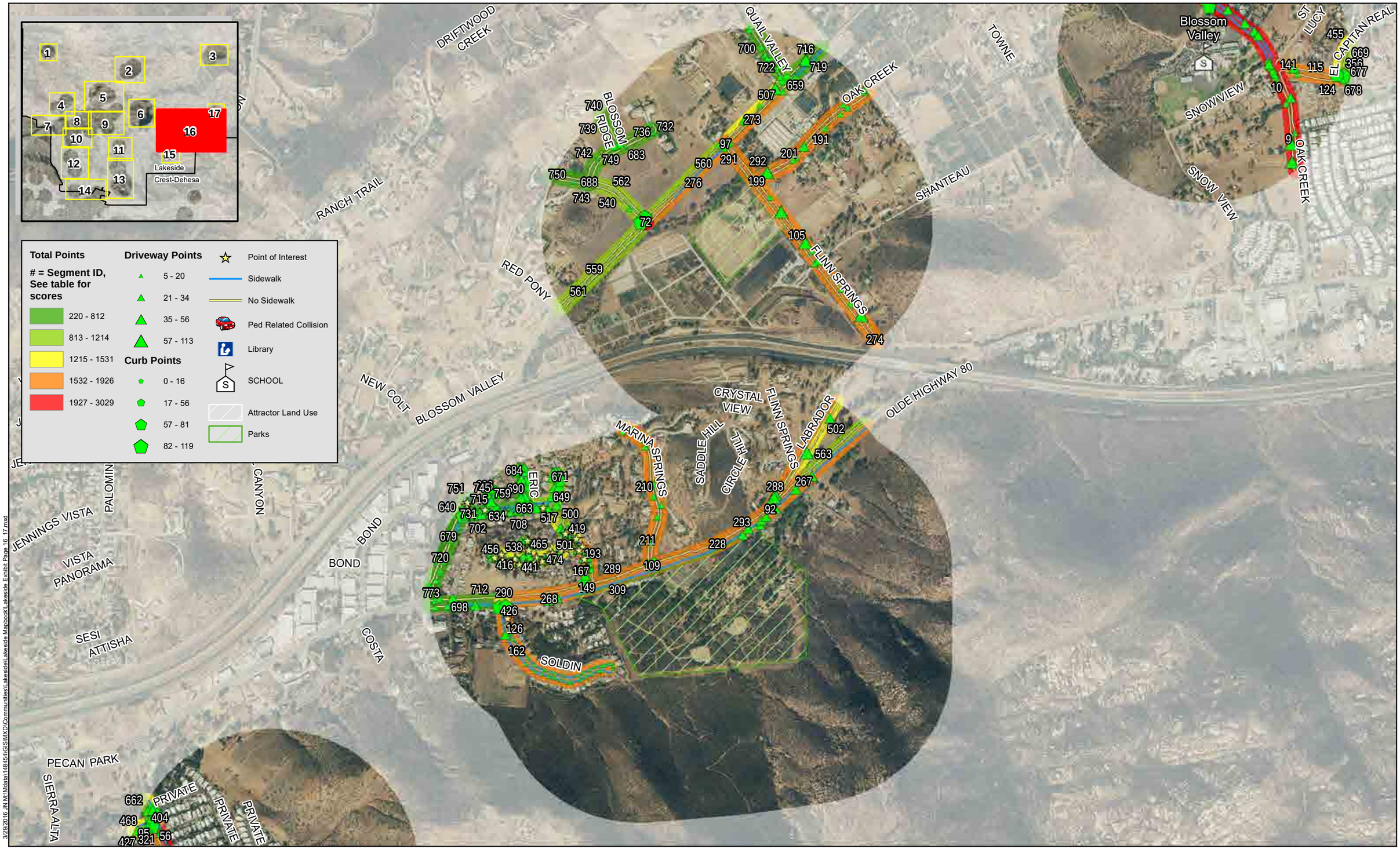

Michael Baker INTERNATIONAL

San Diego County ATP

Lakeside PGA

Map 16

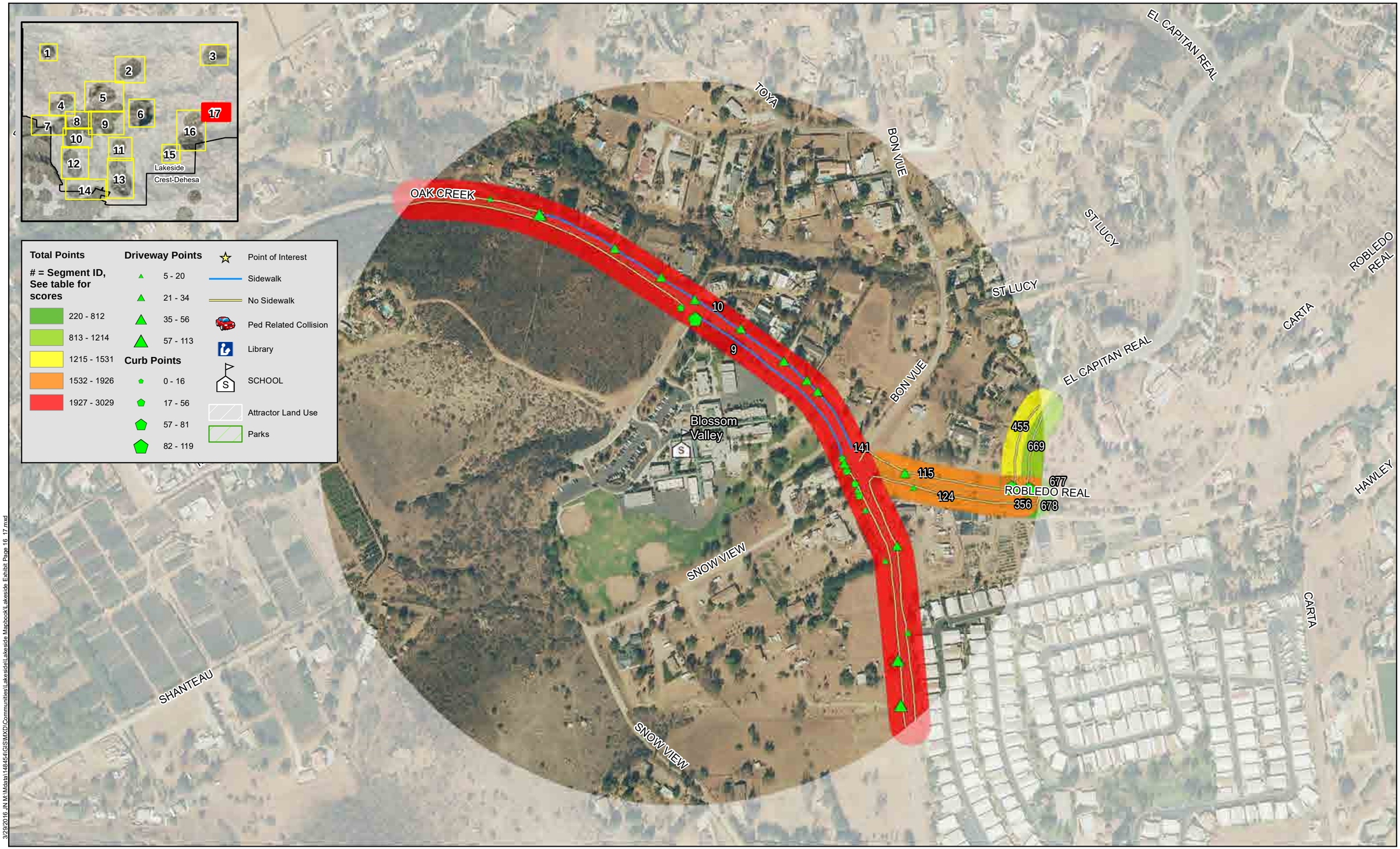

3/29/2016 JN M:\Mdata\148454\GIS\MXD\Communities\Lakeside\Lakeside Mapbook\Lakeside Exhibit Page 16_17.mxd

Michael Baker INTERNATIONAL

0 500 1,000 2,000 Feet

Source: San Diego County, SANDAG, SanGIS, Eagle Aerial, ESRI

San Diego County ATP

Lakeside PGA

Map 17

Lakeside Point Total

	100%	25%	25%	10%	15%	10%	10%	5%
Score ID	Total Points	Adjusted Field Points	Attractor Score	Diabetes Score	Crash Score	Socioeconomic Score	Project Priority Score	School Score
1	**3029**	781	1000	148	300	200	400	200
2	**2732**	784	1000	148	0	200	400	200
3	**2698**	750	1000	148	0	200	400	200
4	**2648**	1000	1000	148	0	300	0	200
5	**2508**	860	1000	148	0	300	0	200
6	**2473**	925	1000	148	0	200	0	200
7	**2447**	499	1000	148	0	200	400	200
8	**2410**	462	1000	148	0	200	400	200
9	**2370**	560	1000	310	0	300	0	200
10	**2348**	538	1000	310	0	300	0	200
11	**2344**	796	1000	148	0	200	0	200
12	**2331**	383	1000	148	600	200	0	0
13	**2326**	378	1000	148	0	200	400	200
14	**2320**	372	1000	148	0	200	400	200
15	**2318**	508	1000	310	0	300	0	200
16	**2306**	358	1000	148	0	200	400	200
17	**2243**	295	1000	148	0	200	400	200
18	**2235**	287	1000	148	0	200	400	200
19	**2227**	279	1000	148	0	200	400	200
20	**2222**	674	1000	148	0	200	0	200
21	**2219**	671	1000	148	0	200	0	200
22	**2215**	405	1000	310	0	300	0	200
23	**2210**	262	1000	148	0	200	400	200
24	**2207**	259	1000	148	0	200	400	200
25	**2202**	654	1000	148	0	200	0	200
26	**2186**	238	1000	148	0	200	400	200
27	**2183**	635	1000	148	0	200	0	200
28	**2169**	559	1000	310	0	300	0	0
29	**2168**	420	1000	148	0	200	400	0
30	**2167**	357	1000	310	0	300	0	200
31	**2158**	610	1000	148	0	200	0	200
32	**2157**	609	1000	148	0	200	0	200
33	**2148**	200	1000	148	0	200	400	200
34	**2146**	598	1000	148	0	200	0	200
35	**2138**	190	1000	148	0	200	400	200
36	**2137**	189	1000	148	0	200	400	200
37	**2131**	583	1000	148	0	200	0	200

Lakeside Point Total

	100%	25%	25%	10%	15%	10%	10%	5%
Score ID	Total Points	Adjusted Field Points	Attractor Score	Diabetes Score	Crash Score	Socioeconomic Score	Project Priority Score	School Score
38	**2130**	582	1000	148	0	200	0	200
39	**2130**	320	1000	310	0	300	0	200
40	**2123**	313	1000	310	0	300	0	200
41	**2120**	172	1000	148	0	200	400	200
42	**2120**	572	1000	148	0	200	0	200
43	**2119**	571	1000	148	0	200	0	200
44	**2113**	165	1000	148	0	200	400	200
45	**2109**	161	1000	148	0	200	400	200
46	**2098**	550	1000	148	0	200	0	200
47	**2080**	532	1000	148	0	200	0	200
48	**2066**	256	1000	310	0	300	0	200
49	**2063**	515	1000	148	0	200	0	200
50	**2063**	515	1000	148	0	200	0	200
51	**2061**	251	1000	310	0	300	0	200
52	**2061**	513	1000	148	0	200	0	200
53	**2057**	209	1000	148	300	200	0	200
54	**2041**	493	1000	148	0	200	0	200
55	**2038**	228	1000	310	0	300	0	200
56	**2034**	224	1000	310	0	300	0	200
57	**2032**	184	1000	148	300	200	0	200
58	**2028**	80	1000	148	0	200	400	200
59	**2027**	479	1000	148	0	200	0	200
60	**2025**	77	1000	148	0	200	400	200
61	**2023**	475	1000	148	0	200	0	200
62	**2020**	72	1000	148	0	200	400	200
63	**2013**	465	1000	148	0	200	0	200
64	**2010**	62	1000	148	0	200	400	200
65	**2009**	461	1000	148	0	200	0	200
66	**2008**	460	1000	148	0	200	0	200
67	**2007**	459	1000	148	0	200	0	200
68	**1997**	187	1000	310	0	300	0	200
69	**1997**	449	1000	148	0	200	0	200
70	**1993**	45	1000	148	0	200	400	200
71	**1988**	640	1000	148	0	200	0	0
72	**1987**	377	1000	310	0	300	0	0
73	**1985**	375	1000	310	0	300	0	0
74	**1983**	35	1000	148	0	200	400	200

Lakeside Point Total

	100%	25%	25%	10%	15%	10%	10%	5%
Score ID	Total Points	Adjusted Field Points	Attractor Score	Diabetes Score	Crash Score	Socioeconomic Score	Project Priority Score	School Score
75	**1981**	433	1000	148	0	200	0	200
76	**1981**	33	1000	148	0	200	400	200
77	**1981**	33	1000	148	0	200	400	200
78	**1979**	431	1000	148	0	200	0	200
79	**1977**	429	1000	148	0	200	0	200
80	**1973**	25	1000	148	0	200	400	200
81	**1967**	419	1000	148	0	200	0	200
82	**1960**	412	1000	148	0	200	0	200
83	**1958**	410	1000	148	0	200	0	200
84	**1957**	409	1000	148	0	200	0	200
85	**1957**	409	1000	148	0	200	0	200
86	**1957**	409	1000	148	0	200	0	200
87	**1947**	399	1000	148	0	200	0	200
88	**1946**	398	1000	148	0	200	0	200
89	**1944**	396	1000	148	0	200	0	200
90	**1940**	392	1000	148	0	200	0	200
91	**1932**	384	1000	148	0	200	0	200
92	**1926**	316	1000	310	0	300	0	0
93	**1925**	377	1000	148	0	200	0	200
94	**1921**	373	1000	148	0	200	0	200
95	**1916**	106	1000	310	0	300	0	200
96	**1916**	468	500	148	0	200	400	200
97	**1911**	301	1000	310	0	300	0	0
98	**1910**	362	1000	148	0	200	0	200
99	**1910**	362	1000	148	0	200	0	200
100	**1908**	360	1000	148	0	200	0	200
101	**1903**	355	1000	148	0	200	0	200
102	**1900**	352	1000	148	0	200	0	200
103	**1899**	351	1000	148	0	200	0	200
104	**1898**	350	1000	148	0	200	0	200
105	**1898**	288	1000	310	0	300	0	0
106	**1895**	347	1000	148	0	200	0	200
107	**1895**	347	1000	148	0	200	0	200
108	**1884**	336	1000	148	0	200	0	200
109	**1884**	274	1000	310	0	300	0	0
110	**1884**	336	1000	148	0	200	0	200
111	**1883**	335	1000	148	0	200	0	200

Lakeside Point Total

	100%	25%	25%	10%	15%	10%	10%	5%
Score ID	Total Points	Adjusted Field Points	Attractor Score	Diabetes Score	Crash Score	Socioeconomic Score	Project Priority Score	School Score
112	**1882**	334	1000	148	0	200	0	200
113	**1880**	332	1000	148	0	200	0	200
114	**1880**	332	1000	148	0	200	0	200
115	**1879**	69	1000	310	0	300	0	200
116	**1878**	330	1000	148	0	200	0	200
117	**1877**	429	500	148	0	200	400	200
118	**1874**	326	1000	148	0	200	0	200
119	**1873**	325	1000	148	0	200	0	200
120	**1873**	325	1000	148	0	200	0	200
121	**1873**	325	1000	148	0	200	0	200
122	**1872**	424	500	148	0	200	400	200
123	**1872**	62	1000	310	0	300	0	200
124	**1871**	61	1000	310	0	300	0	200
125	**1870**	322	1000	148	0	200	0	200
126	**1870**	260	1000	310	0	300	0	0
127	**1870**	322	1000	148	0	200	0	200
128	**1868**	320	1000	148	0	200	0	200
129	**1867**	319	1000	148	0	200	0	200
130	**1865**	317	1000	148	0	200	0	200
131	**1863**	315	1000	148	0	200	0	200
132	**1862**	52	1000	310	0	300	0	200
133	**1862**	314	1000	148	0	200	0	200
134	**1862**	314	1000	148	0	200	0	200
135	**1862**	114	1000	148	0	200	400	0
136	**1861**	313	1000	148	0	200	0	200
137	**1854**	506	1000	148	0	200	0	0
138	**1854**	44	1000	310	0	300	0	200
139	**1852**	304	1000	148	0	200	0	200
140	**1851**	303	1000	148	0	200	0	200
141	**1851**	41	1000	310	0	300	0	200
142	**1846**	498	1000	148	0	200	0	0
143	**1845**	297	1000	148	0	200	0	200
144	**1844**	296	1000	148	0	200	0	200
145	**1844**	296	1000	148	0	200	0	200
146	**1843**	295	1000	148	0	200	0	200
147	**1842**	294	1000	148	0	200	0	200
148	**1841**	293	1000	148	0	200	0	200

Lakeside Point Total

	100%	25%	25%	10%	15%	10%	10%	5%
Score ID	Total Points	Adjusted Field Points	Attractor Score	Diabetes Score	Crash Score	Socioeconomic Score	Project Priority Score	School Score
149	**1840**	230	1000	310	0	300	0	0
150	**1840**	292	1000	148	0	200	0	200
151	**1839**	191	1000	148	0	300	0	200
152	**1839**	291	1000	148	0	200	0	200
153	**1838**	290	1000	148	0	200	0	200
154	**1837**	289	1000	148	0	200	0	200
155	**1835**	287	1000	148	0	200	0	200
156	**1827**	279	1000	148	0	200	0	200
157	**1825**	277	1000	148	0	200	0	200
158	**1825**	277	1000	148	0	200	0	200
159	**1824**	276	1000	148	0	200	0	200
160	**1824**	276	1000	148	0	200	0	200
161	**1822**	274	1000	148	0	200	0	200
162	**1819**	209	1000	310	0	300	0	0
163	**1816**	468	1000	148	0	200	0	0
164	**1816**	268	1000	148	0	200	0	200
165	**1815**	267	1000	148	0	200	0	200
166	**1809**	261	1000	148	0	200	0	200
167	**1809**	199	1000	310	0	300	0	0
168	**1808**	260	1000	148	0	200	0	200
169	**1805**	257	1000	148	0	200	0	200
170	**1803**	255	1000	148	0	200	0	200
171	**1801**	153	1000	148	0	300	0	200
172	**1799**	251	1000	148	0	200	0	200
173	**1798**	250	1000	148	0	200	0	200
174	**1798**	250	1000	148	0	200	0	200
175	**1796**	248	1000	148	0	200	0	200
176	**1795**	247	1000	148	0	200	0	200
177	**1794**	246	1000	148	0	200	0	200
178	**1792**	244	1000	148	0	200	0	200
179	**1791**	243	1000	148	0	200	0	200
180	**1791**	243	1000	148	0	200	0	200
181	**1790**	242	1000	148	0	200	0	200
182	**1790**	242	1000	148	0	200	0	200
183	**1785**	437	1000	148	0	200	0	0
184	**1785**	237	1000	148	0	200	0	200
185	**1785**	137	1000	148	300	200	0	0

Lakeside Point Total

	100%	25%	25%	10%	15%	10%	10%	5%
Score ID	Total Points	Adjusted Field Points	Attractor Score	Diabetes Score	Crash Score	Socioeconomic Score	Project Priority Score	School Score
186	**1784**	236	1000	148	0	200	0	200
187	**1784**	136	1000	148	0	300	0	200
188	**1781**	433	1000	148	0	200	0	0
189	**1779**	231	1000	148	0	200	0	200
190	**1778**	230	1000	148	0	200	0	200
191	**1774**	164	1000	310	0	300	0	0
192	**1774**	226	1000	148	0	200	0	200
193	**1774**	164	1000	310	0	300	0	0
194	**1773**	225	1000	148	0	200	0	200
195	**1768**	220	1000	148	0	200	0	200
196	**1768**	220	1000	148	0	200	0	200
197	**1764**	416	1000	148	0	200	0	0
198	**1764**	216	1000	148	0	200	0	200
199	**1763**	153	1000	310	0	300	0	0
200	**1763**	215	1000	148	0	200	0	200
201	**1763**	153	1000	310	0	300	0	0
202	**1760**	412	1000	148	0	200	0	0
203	**1760**	212	1000	148	0	200	0	200
204	**1760**	212	1000	148	0	200	0	200
205	**1758**	210	1000	148	0	200	0	200
206	**1756**	208	1000	148	0	200	0	200
207	**1752**	204	1000	148	0	200	0	200
208	**1751**	203	1000	148	0	200	0	200
209	**1750**	202	1000	148	0	200	0	200
210	**1749**	139	1000	310	0	300	0	0
211	**1749**	139	1000	310	0	300	0	0
212	**1747**	199	1000	148	0	200	0	200
213	**1746**	198	1000	148	0	200	0	200
214	**1746**	198	1000	148	0	200	0	200
215	**1746**	698	500	148	0	200	0	200
216	**1745**	197	1000	148	0	200	0	200
217	**1739**	191	1000	148	0	200	0	200
218	**1739**	191	1000	148	0	200	0	200
219	**1738**	190	1000	148	0	200	0	200
220	**1738**	190	1000	148	0	200	0	200
221	**1738**	190	1000	148	0	200	0	200
222	**1736**	188	1000	148	0	200	0	200

Lakeside Point Total

	100%	25%	25%	10%	15%	10%	10%	5%
Score ID	Total Points	Adjusted Field Points	Attractor Score	Diabetes Score	Crash Score	Socioeconomic Score	Project Priority Score	School Score
223	**1736**	188	1000	148	0	200	0	200
224	**1734**	186	1000	148	0	200	0	200
225	**1733**	185	1000	148	0	200	0	200
226	**1733**	185	1000	148	0	200	0	200
227	**1730**	382	1000	148	0	200	0	0
228	**1730**	120	1000	310	0	300	0	0
229	**1730**	182	1000	148	0	200	0	200
230	**1727**	179	1000	148	0	200	0	200
231	**1724**	176	1000	148	0	200	0	200
232	**1724**	176	1000	148	0	200	0	200
233	**1723**	175	1000	148	0	200	0	200
234	**1722**	174	1000	148	0	200	0	200
235	**1719**	371	1000	148	0	200	0	0
236	**1719**	171	1000	148	0	200	0	200
237	**1718**	170	1000	148	0	200	0	200
238	**1716**	168	1000	148	0	200	0	200
239	**1714**	366	1000	148	0	200	0	0
240	**1713**	165	1000	148	0	200	0	200
241	**1712**	164	1000	148	0	200	0	200
242	**1711**	163	1000	148	0	200	0	200
243	**1710**	162	1000	148	0	200	0	200
244	**1709**	161	1000	148	0	200	0	200
245	**1709**	161	1000	148	0	200	0	200
246	**1707**	159	1000	148	0	200	0	200
247	**1704**	156	1000	148	0	200	0	200
248	**1704**	156	1000	148	0	200	0	200
249	**1703**	155	1000	148	0	200	0	200
250	**1703**	155	1000	148	0	200	0	200
251	**1703**	155	1000	148	0	200	0	200
252	**1699**	651	500	148	0	200	0	200
253	**1698**	350	1000	148	0	200	0	0
254	**1698**	150	1000	148	0	200	0	200
255	**1697**	349	1000	148	0	200	0	0
256	**1696**	648	500	148	0	200	0	200
257	**1696**	148	1000	148	0	200	0	200
258	**1693**	145	1000	148	0	200	0	200
259	**1692**	144	1000	148	0	200	0	200

Lakeside Point Total

	100%	25%	25%	10%	15%	10%	10%	5%
Score ID	Total Points	Adjusted Field Points	Attractor Score	Diabetes Score	Crash Score	Socioeconomic Score	Project Priority Score	School Score
260	**1692**	144	1000	148	0	200	0	200
261	**1689**	241	500	148	0	200	400	200
262	**1688**	140	1000	148	0	200	0	200
263	**1687**	139	1000	148	0	200	0	200
264	**1687**	139	1000	148	0	200	0	200
265	**1685**	337	1000	148	0	200	0	0
266	**1685**	137	1000	148	0	200	0	200
267	**1679**	69	1000	310	0	300	0	0
268	**1679**	69	1000	310	0	300	0	0
269	**1676**	128	1000	148	0	200	0	200
270	**1675**	127	1000	148	0	200	0	200
271	**1674**	126	1000	148	0	200	0	200
272	**1674**	126	1000	148	0	200	0	200
273	**1671**	61	1000	310	0	300	0	0
274	**1671**	61	1000	310	0	300	0	0
275	**1669**	121	1000	148	0	200	0	200
276	**1669**	59	1000	310	0	300	0	0
277	**1666**	318	1000	148	0	200	0	0
278	**1666**	118	1000	148	0	200	0	200
279	**1665**	117	1000	148	0	200	0	200
280	**1661**	113	1000	148	0	200	0	200
281	**1660**	112	1000	148	0	200	0	200
282	**1659**	611	500	148	0	200	0	200
283	**1657**	109	1000	148	0	200	0	200
284	**1656**	108	1000	148	0	200	0	200
285	**1655**	107	1000	148	0	200	0	200
286	**1653**	305	1000	148	0	200	0	0
287	**1652**	104	1000	148	0	200	0	200
288	**1651**	41	1000	310	0	300	0	0
289	**1651**	41	1000	310	0	300	0	0
290	**1651**	41	1000	310	0	300	0	0
291	**1651**	41	1000	310	0	300	0	0
292	**1651**	41	1000	310	0	300	0	0
293	**1651**	41	1000	310	0	300	0	0
294	**1650**	102	1000	148	0	200	0	200
295	**1648**	100	1000	148	0	200	0	200
296	**1646**	98	1000	148	0	200	0	200

Lakeside Point Total

	100%	25%	25%	10%	15%	10%	10%	5%
Score ID	Total Points	Adjusted Field Points	Attractor Score	Diabetes Score	Crash Score	Socioeconomic Score	Project Priority Score	School Score
297	**1643**	95	1000	148	0	200	0	200
298	**1639**	91	1000	148	0	200	0	200
299	**1639**	91	1000	148	0	200	0	200
300	**1636**	88	1000	148	0	200	0	200
301	**1635**	87	1000	148	0	200	0	200
302	**1633**	85	1000	148	0	200	0	200
303	**1633**	85	1000	148	0	200	0	200
304	**1633**	85	1000	148	0	200	0	200
305	**1631**	83	1000	148	0	200	0	200
306	**1631**	283	1000	148	0	200	0	0
307	**1630**	82	1000	148	0	200	0	200
308	**1629**	181	500	148	0	200	400	200
309	**1628**	18	1000	310	0	300	0	0
310	**1627**	79	1000	148	0	200	0	200
311	**1627**	79	1000	148	0	200	0	200
312	**1625**	77	1000	148	0	200	0	200
313	**1625**	77	1000	148	0	200	0	200
314	**1623**	75	1000	148	0	200	0	200
315	**1623**	75	1000	148	0	200	0	200
316	**1621**	73	1000	148	0	200	0	200
317	**1620**	72	1000	148	0	200	0	200
318	**1619**	71	1000	148	0	200	0	200
319	**1619**	71	1000	148	0	200	0	200
320	**1618**	70	1000	148	0	200	0	200
321	**1617**	307	500	310	0	300	0	200
322	**1616**	268	1000	148	0	200	0	0
323	**1615**	67	1000	148	0	200	0	200
324	**1610**	62	1000	148	0	200	0	200
325	**1610**	62	1000	148	0	200	0	200
326	**1610**	162	500	148	0	200	400	200
327	**1610**	62	1000	148	0	200	0	200
328	**1609**	61	1000	148	0	200	0	200
329	**1608**	60	1000	148	0	200	0	200
330	**1607**	59	1000	148	0	200	0	200
331	**1604**	56	1000	148	0	200	0	200
332	**1604**	56	1000	148	0	200	0	200
333	**1603**	55	1000	148	0	200	0	200

Lakeside Point Total

	100%	25%	25%	10%	15%	10%	10%	5%
Score ID	Total Points	Adjusted Field Points	Attractor Score	Diabetes Score	Crash Score	Socioeconomic Score	Project Priority Score	School Score
334	**1602**	54	1000	148	0	200	0	200
335	**1600**	52	1000	148	0	200	0	200
336	**1600**	52	1000	148	0	200	0	200
337	**1600**	552	500	148	0	200	0	200
338	**1599**	51	1000	148	0	200	0	200
339	**1599**	51	1000	148	0	200	0	200
340	**1595**	47	1000	148	0	200	0	200
341	**1595**	47	1000	148	0	200	0	200
342	**1595**	47	1000	148	0	200	0	200
343	**1593**	45	1000	148	0	200	0	200
344	**1589**	41	1000	148	0	200	0	200
345	**1589**	41	1000	148	0	200	0	200
346	**1589**	41	1000	148	0	200	0	200
347	**1589**	41	1000	148	0	200	0	200
348	**1589**	41	1000	148	0	200	0	200
349	**1589**	41	1000	148	0	200	0	200
350	**1588**	240	1000	148	0	200	0	0
351	**1588**	140	500	148	0	200	400	200
352	**1587**	39	1000	148	0	200	0	200
353	**1585**	37	1000	148	0	200	0	200
354	**1585**	37	1000	148	0	200	0	200
355	**1585**	37	1000	148	0	200	0	200
356	**1584**	274	500	310	0	300	0	200
357	**1584**	36	1000	148	0	200	0	200
358	**1582**	34	1000	148	0	200	0	200
359	**1581**	233	1000	148	0	200	0	0
360	**1580**	232	1000	148	0	200	0	0
361	**1579**	31	1000	148	0	200	0	200
362	**1577**	29	1000	148	0	200	0	200
363	**1575**	227	1000	148	0	200	0	0
364	**1574**	26	1000	148	0	200	0	200
365	**1566**	18	1000	148	0	200	0	200
366	**1566**	18	1000	148	0	200	0	200
367	**1563**	215	1000	148	0	200	0	0
368	**1562**	14	1000	148	0	200	0	200
369	**1561**	213	1000	148	0	200	0	0
370	**1560**	12	1000	148	0	200	0	200

Lakeside Point Total

	100%	25%	25%	10%	15%	10%	10%	5%
Score ID	Total Points	Adjusted Field Points	Attractor Score	Diabetes Score	Crash Score	Socioeconomic Score	Project Priority Score	School Score
371	**1559**	11	1000	148	0	200	0	200
372	**1559**	11	1000	148	0	200	0	200
373	**1559**	11	1000	148	0	200	0	200
374	**1559**	11	1000	148	0	200	0	200
375	**1559**	11	1000	148	0	200	0	200
376	**1559**	11	1000	148	0	200	0	200
377	**1559**	11	1000	148	0	200	0	200
378	**1558**	110	500	148	0	200	400	200
379	**1556**	108	500	148	0	200	400	200
380	**1555**	207	1000	148	0	200	0	0
381	**1550**	202	1000	148	0	200	0	0
382	**1548**	0	1000	148	0	200	0	200
383	**1548**	0	1000	148	0	200	0	200
384	**1548**	0	1000	148	0	200	0	200
385	**1548**	0	1000	148	0	200	0	200
386	**1548**	0	1000	148	0	200	0	200
387	**1546**	198	1000	148	0	200	0	0
388	**1544**	96	500	148	0	200	400	200
389	**1531**	183	1000	148	0	200	0	0
390	**1530**	82	500	148	0	200	400	200
391	**1527**	179	1000	148	0	200	0	0
392	**1519**	171	1000	148	0	200	0	0
393	**1516**	168	1000	148	0	200	0	0
394	**1516**	468	500	148	0	200	0	200
395	**1514**	66	500	148	0	200	400	200
396	**1510**	162	1000	148	0	200	0	0
397	**1489**	441	500	148	0	200	0	200
398	**1489**	141	1000	148	0	200	0	0
399	**1485**	137	1000	148	0	200	0	0
400	**1480**	432	500	148	0	200	0	200
401	**1478**	130	1000	148	0	200	0	0
402	**1477**	129	1000	148	0	200	0	0
403	**1470**	422	500	148	0	200	0	200
404	**1468**	158	500	310	0	300	0	200
405	**1466**	418	500	148	0	200	0	200
406	**1460**	12	500	148	0	200	400	200
407	**1460**	12	500	148	0	200	400	200

Lakeside Point Total

	100%	25%	25%	10%	15%	10%	10%	5%
Score ID	Total Points	Adjusted Field Points	Attractor Score	Diabetes Score	Crash Score	Socioeconomic Score	Project Priority Score	School Score
408	**1444**	96	1000	148	0	200	0	0
409	**1428**	380	500	148	0	200	0	200
410	**1427**	379	500	148	0	200	0	200
411	**1425**	77	1000	148	0	200	0	0
412	**1424**	76	1000	148	0	200	0	0
413	**1420**	372	500	148	0	200	0	200
414	**1418**	370	500	148	0	200	0	200
415	**1418**	70	1000	148	0	200	0	0
416	**1416**	306	500	310	0	300	0	0
417	**1415**	67	1000	148	0	200	0	0
418	**1412**	64	1000	148	0	200	0	0
419	**1412**	302	500	310	0	300	0	0
420	**1410**	62	1000	148	0	200	0	0
421	**1410**	62	1000	148	0	200	0	0
422	**1407**	59	1000	148	0	200	0	0
423	**1406**	358	500	148	0	200	0	200
424	**1403**	355	500	148	0	200	0	200
425	**1403**	55	1000	148	0	200	0	0
426	**1398**	288	500	310	0	300	0	0
427	**1398**	88	500	310	0	300	0	200
428	**1397**	349	500	148	0	200	0	200
429	**1393**	345	500	148	0	200	0	200
430	**1392**	344	500	148	0	200	0	200
431	**1389**	41	1000	148	0	200	0	0
432	**1389**	41	1000	148	0	200	0	0
433	**1389**	41	1000	148	0	200	0	0
434	**1389**	341	500	148	0	200	0	200
435	**1387**	39	1000	148	0	200	0	0
436	**1387**	339	500	148	0	200	0	200
437	**1385**	37	1000	148	0	200	0	0
438	**1383**	335	500	148	0	200	0	200
439	**1382**	334	500	148	0	200	0	200
440	**1379**	31	1000	148	0	200	0	0
441	**1378**	268	500	310	0	300	0	0
442	**1375**	27	1000	148	0	200	0	0
443	**1375**	227	500	148	0	300	0	200
444	**1374**	326	500	148	0	200	0	200

Lakeside Point Total

	100%	25%	25%	10%	15%	10%	10%	5%
Score ID	Total Points	Adjusted Field Points	Attractor Score	Diabetes Score	Crash Score	Socioeconomic Score	Project Priority Score	School Score
445	**1373**	25	1000	148	0	200	0	0
446	**1371**	61	500	310	0	300	0	200
447	**1369**	321	500	148	0	200	0	200
448	**1369**	21	1000	148	0	200	0	0
449	**1364**	16	1000	148	0	200	0	0
450	**1359**	11	1000	148	0	200	0	0
451	**1359**	11	1000	148	0	200	0	0
452	**1358**	310	500	148	0	200	0	200
453	**1357**	309	500	148	0	200	0	200
454	**1357**	309	500	148	0	200	0	200
455	**1351**	41	500	310	0	300	0	200
456	**1349**	239	500	310	0	300	0	0
457	**1349**	301	500	148	0	200	0	200
458	**1348**	0	1000	148	0	200	0	0
459	**1345**	297	500	148	0	200	0	200
460	**1340**	292	500	148	0	200	0	200
461	**1336**	288	500	148	0	200	0	200
462	**1335**	287	500	148	0	200	0	200
463	**1332**	284	500	148	0	200	0	200
464	**1332**	284	500	148	0	200	0	200
465	**1331**	221	500	310	0	300	0	0
466	**1329**	281	500	148	0	200	0	200
467	**1328**	280	500	148	0	200	0	200
468	**1321**	11	500	310	0	300	0	200
469	**1319**	271	500	148	0	200	0	200
470	**1317**	269	500	148	0	200	0	200
471	**1315**	267	500	148	0	200	0	200
472	**1312**	264	500	148	0	200	0	200
473	**1310**	262	500	148	0	200	0	200
474	**1307**	197	500	310	0	300	0	0
475	**1305**	257	500	148	0	200	0	200
476	**1304**	256	500	148	0	200	0	200
477	**1303**	255	500	148	0	200	0	200
478	**1303**	255	500	148	0	200	0	200
479	**1300**	252	500	148	0	200	0	200
480	**1298**	250	500	148	0	200	0	200
481	**1295**	247	500	148	0	200	0	200

Lakeside Point Total

	100%	25%	25%	10%	15%	10%	10%	5%
Score ID	Total Points	Adjusted Field Points	Attractor Score	Diabetes Score	Crash Score	Socioeconomic Score	Project Priority Score	School Score
482	**1291**	243	500	148	0	200	0	200
483	**1287**	239	500	148	0	200	0	200
484	**1285**	237	500	148	0	200	0	200
485	**1282**	234	500	148	0	200	0	200
486	**1279**	231	500	148	0	200	0	200
487	**1279**	231	500	148	0	200	0	200
488	**1276**	228	500	148	0	200	0	200
489	**1273**	225	500	148	0	200	0	200
490	**1271**	223	500	148	0	200	0	200
491	**1271**	223	500	148	0	200	0	200
492	**1267**	219	500	148	0	200	0	200
493	**1267**	58	1000	209	0	0	0	0
494	**1266**	218	500	148	0	200	0	200
495	**1264**	216	500	148	0	200	0	200
496	**1263**	215	500	148	0	200	0	200
497	**1262**	53	1000	209	0	0	0	0
498	**1262**	53	1000	209	0	0	0	0
499	**1262**	214	500	148	0	200	0	200
500	**1257**	147	500	310	0	300	0	0
501	**1254**	144	500	310	0	300	0	0
502	**1254**	144	500	310	0	300	0	0
503	**1250**	202	500	148	0	200	0	200
504	**1249**	201	500	148	0	200	0	200
505	**1244**	196	500	148	0	200	0	200
506	**1244**	196	500	148	0	200	0	200
507	**1243**	133	500	310	0	300	0	0
508	**1243**	195	500	148	0	200	0	200
509	**1242**	33	1000	209	0	0	0	0
510	**1239**	191	500	148	0	200	0	200
511	**1227**	179	500	148	0	200	0	200
512	**1226**	178	500	148	0	200	0	200
513	**1222**	174	500	148	0	200	0	200
514	**1214**	166	500	148	0	200	0	200
515	**1213**	165	500	148	0	200	0	200
516	**1211**	163	500	148	0	200	0	200
517	**1208**	98	500	310	0	300	0	0
518	**1207**	159	500	148	0	200	0	200

Lakeside Point Total

	100%	25%	25%	10%	15%	10%	10%	5%
Score ID	Total Points	Adjusted Field Points	Attractor Score	Diabetes Score	Crash Score	Socioeconomic Score	Project Priority Score	School Score
519	**1207**	159	500	148	0	200	0	200
520	**1207**	159	500	148	0	200	0	200
521	**1207**	159	500	148	0	200	0	200
522	**1202**	154	500	148	0	200	0	200
523	**1202**	154	500	148	0	200	0	200
524	**1197**	149	500	148	0	200	0	200
525	**1193**	145	500	148	0	200	0	200
526	**1192**	82	500	310	0	300	0	0
527	**1189**	141	500	148	0	200	0	200
528	**1186**	138	500	148	0	200	0	200
529	**1184**	136	500	148	0	200	0	200
530	**1180**	132	500	148	0	200	0	200
531	**1180**	132	500	148	0	200	0	200
532	**1180**	132	500	148	0	200	0	200
533	**1176**	128	500	148	0	200	0	200
534	**1176**	128	500	148	0	200	0	200
535	**1174**	126	500	148	0	200	0	200
536	**1173**	125	500	148	0	200	0	200
537	**1172**	124	500	148	0	200	0	200
538	**1171**	61	500	310	0	300	0	0
539	**1171**	61	500	310	0	300	0	0
540	**1171**	61	500	310	0	300	0	0
541	**1169**	121	500	148	0	200	0	200
542	**1169**	121	500	148	0	200	0	200
543	**1168**	120	500	148	0	200	0	200
544	**1168**	120	500	148	0	200	0	200
545	**1168**	120	500	148	0	200	0	200
546	**1168**	120	500	148	0	200	0	200
547	**1167**	319	500	148	0	200	0	0
548	**1164**	116	500	148	0	200	0	200
549	**1164**	116	500	148	0	200	0	200
550	**1162**	114	500	148	0	200	0	200
551	**1161**	113	500	148	0	200	0	200
552	**1158**	110	500	148	0	200	0	200
553	**1158**	110	500	148	0	200	0	200
554	**1158**	110	500	148	0	200	0	200
555	**1156**	208	0	148	0	200	400	200

Lakeside Point Total

	100%	25%	25%	10%	15%	10%	10%	5%
Score ID	Total Points	Adjusted Field Points	Attractor Score	Diabetes Score	Crash Score	Socioeconomic Score	Project Priority Score	School Score
556	**1154**	106	500	148	0	200	0	200
557	**1153**	105	500	148	0	200	0	200
558	**1151**	103	500	148	0	200	0	200
559	**1151**	41	500	310	0	300	0	0
560	**1151**	41	500	310	0	300	0	0
561	**1151**	41	500	310	0	300	0	0
562	**1151**	41	500	310	0	300	0	0
563	**1151**	41	500	310	0	300	0	0
564	**1150**	102	500	148	0	200	0	200
565	**1150**	102	500	148	0	200	0	200
566	**1150**	102	500	148	0	200	0	200
567	**1148**	100	500	148	0	200	0	200
568	**1148**	100	500	148	0	200	0	200
569	**1148**	100	500	148	0	200	0	200
570	**1148**	100	500	148	0	200	0	200
571	**1147**	99	500	148	0	200	0	200
572	**1144**	96	500	148	0	200	0	200
573	**1142**	94	500	148	0	200	0	200
574	**1141**	93	500	148	0	200	0	200
575	**1141**	93	500	148	0	200	0	200
576	**1140**	92	500	148	0	200	0	200
577	**1140**	92	500	148	0	200	0	200
578	**1139**	91	500	148	0	200	0	200
579	**1139**	91	500	148	0	200	0	200
580	**1137**	89	500	148	0	200	0	200
581	**1136**	88	500	148	0	200	0	200
582	**1135**	87	500	148	0	200	0	200
583	**1134**	86	500	148	0	200	0	200
584	**1133**	85	500	148	0	200	0	200
585	**1131**	83	500	148	0	200	0	200
586	**1130**	82	500	148	0	200	0	200
587	**1129**	81	500	148	0	200	0	200
588	**1128**	80	500	148	0	200	0	200
589	**1128**	80	500	148	0	200	0	200
590	**1128**	80	500	148	0	200	0	200
591	**1128**	80	500	148	0	200	0	200
592	**1128**	80	500	148	0	200	0	200

Lakeside Point Total

	100%	25%	25%	10%	15%	10%	10%	5%
Score ID	Total Points	Adjusted Field Points	Attractor Score	Diabetes Score	Crash Score	Socioeconomic Score	Project Priority Score	School Score
593	**1127**	79	500	148	0	200	0	200
594	**1118**	770	0	148	0	200	0	0
595	**1117**	69	500	148	0	200	0	200
596	**1115**	67	500	148	0	200	0	200
597	**1112**	64	500	148	0	200	0	200
598	**1110**	62	500	148	0	200	0	200
599	**1110**	62	500	148	0	200	0	200
600	**1109**	61	500	148	0	200	0	200
601	**1109**	61	500	148	0	200	0	200
602	**1109**	61	500	148	0	200	0	200
603	**1107**	59	500	148	0	200	0	200
604	**1103**	55	500	148	0	200	0	200
605	**1101**	53	500	148	0	200	0	200
606	**1100**	52	500	148	0	200	0	200
607	**1098**	250	500	148	0	200	0	0
608	**1096**	48	500	148	0	200	0	200
609	**1096**	48	500	148	0	200	0	200
610	**1092**	44	500	148	0	200	0	200
611	**1089**	41	500	148	0	200	0	200
612	**1089**	41	500	148	0	200	0	200
613	**1089**	41	500	148	0	200	0	200
614	**1087**	39	500	148	0	200	0	200
615	**1085**	37	500	148	0	200	0	200
616	**1078**	230	500	148	0	200	0	0
617	**1078**	30	500	148	0	200	0	200
618	**1076**	28	500	148	0	200	0	200
619	**1076**	28	500	148	0	200	0	200
620	**1071**	123	0	148	0	200	400	200
621	**1069**	21	500	148	0	200	0	200
622	**1067**	19	500	148	0	200	0	200
623	**1067**	219	500	148	0	200	0	0
624	**1062**	14	500	148	0	200	0	200
625	**1059**	11	500	148	0	200	0	200
626	**1059**	11	500	148	0	200	0	200
627	**1059**	11	500	148	0	200	0	200
628	**1048**	0	500	148	0	200	0	200
629	**1048**	0	500	148	0	200	0	200

Lakeside Point Total

	100%	25%	25%	10%	15%	10%	10%	5%
Score ID	Total Points	Adjusted Field Points	Attractor Score	Diabetes Score	Crash Score	Socioeconomic Score	Project Priority Score	School Score
630	**1023**	175	500	148	0	200	0	0
631	**1018**	170	500	148	0	200	0	0
632	**996**	148	500	148	0	200	0	0
633	**995**	147	500	148	0	200	0	0
634	**988**	378	0	310	0	300	0	0
635	**980**	132	500	148	0	200	0	0
636	**973**	625	0	148	0	200	0	0
637	**964**	116	500	148	0	200	0	0
638	**963**	115	500	148	0	200	0	0
639	**962**	414	0	148	0	200	0	200
640	**952**	342	0	310	0	300	0	0
641	**952**	404	0	148	0	200	0	200
642	**948**	100	500	148	0	200	0	0
643	**940**	392	0	148	0	200	0	200
644	**938**	90	500	148	0	200	0	0
645	**928**	580	0	148	0	200	0	0
646	**928**	80	500	148	0	200	0	0
647	**927**	379	0	148	0	200	0	200
648	**913**	365	0	148	0	200	0	200
649	**909**	299	0	310	0	300	0	0
650	**908**	60	500	148	0	200	0	0
651	**899**	351	0	148	0	200	0	200
652	**899**	251	0	148	0	300	0	200
653	**898**	288	0	310	0	300	0	0
654	**895**	347	0	148	0	200	0	200
655	**895**	47	500	148	0	200	0	0
656	**895**	47	500	148	0	200	0	0
657	**887**	339	0	148	0	200	0	200
658	**886**	38	500	148	0	200	0	0
659	**886**	276	0	310	0	300	0	0
660	**884**	36	500	148	0	200	0	0
661	**881**	333	0	148	0	200	0	200
662	**879**	69	0	310	0	300	0	200
663	**879**	269	0	310	0	300	0	0
664	**875**	527	0	148	0	200	0	0
665	**867**	319	0	148	0	200	0	200
666	**862**	14	500	148	0	200	0	0

Lakeside Point Total

	100%	25%	25%	10%	15%	10%	10%	5%
Score ID	Total Points	Adjusted Field Points	Attractor Score	Diabetes Score	Crash Score	Socioeconomic Score	Project Priority Score	School Score
667	**862**	14	500	148	0	200	0	0
668	**858**	310	0	148	0	200	0	200
669	**851**	41	0	310	0	300	0	200
670	**842**	294	0	148	0	200	0	200
671	**841**	231	0	310	0	300	0	0
672	**840**	292	0	148	0	200	0	200
673	**839**	291	0	148	0	200	0	200
674	**835**	287	0	148	0	200	0	200
675	**812**	264	0	148	0	200	0	200
676	**812**	464	0	148	0	200	0	0
677	**810**	0	0	310	0	300	0	200
678	**810**	0	0	310	0	300	0	200
679	**805**	195	0	310	0	300	0	0
680	**804**	256	0	148	0	200	0	200
681	**803**	255	0	148	0	200	0	200
682	**800**	252	0	148	0	200	0	200
683	**791**	181	0	310	0	300	0	0
684	**788**	178	0	310	0	300	0	0
685	**786**	438	0	148	0	200	0	0
686	**782**	234	0	148	0	200	0	200
687	**778**	230	0	148	0	200	0	200
688	**770**	160	0	310	0	300	0	0
689	**769**	221	0	148	0	200	0	200
690	**763**	153	0	310	0	300	0	0
691	**761**	413	0	148	0	200	0	0
692	**760**	212	0	148	0	200	0	200
693	**758**	210	0	148	0	200	0	200
694	**755**	207	0	148	0	200	0	200
695	**752**	204	0	148	0	200	0	200
696	**752**	142	0	310	0	300	0	0
697	**750**	202	0	148	0	200	0	200
698	**750**	140	0	310	0	300	0	0
699	**750**	402	0	148	0	200	0	0
700	**749**	139	0	310	0	300	0	0
701	**747**	199	0	148	0	200	0	200
702	**746**	136	0	310	0	300	0	0
703	**742**	194	0	148	0	200	0	200

Lakeside Point Total

	100%	25%	25%	10%	15%	10%	10%	5%
Score ID	Total Points	Adjusted Field Points	Attractor Score	Diabetes Score	Crash Score	Socioeconomic Score	Project Priority Score	School Score
704	**742**	194	0	148	0	200	0	200
705	**741**	193	0	148	0	200	0	200
706	**739**	191	0	148	0	200	0	200
707	**738**	190	0	148	0	200	0	200
708	**737**	127	0	310	0	300	0	0
709	**732**	184	0	148	0	200	0	200
710	**730**	182	0	148	0	200	0	200
711	**724**	76	0	148	0	300	0	200
712	**719**	109	0	310	0	300	0	0
713	**716**	168	0	148	0	200	0	200
714	**714**	166	0	148	0	200	0	200
715	**701**	91	0	310	0	300	0	0
716	**699**	89	0	310	0	300	0	0
717	**698**	150	0	148	0	200	0	200
718	**696**	148	0	148	0	200	0	200
719	**693**	83	0	310	0	300	0	0
720	**690**	80	0	310	0	300	0	0
721	**690**	80	0	310	0	300	0	0
722	**690**	80	0	310	0	300	0	0
723	**689**	341	0	148	0	200	0	0
724	**689**	341	0	148	0	200	0	0
725	**680**	332	0	148	0	200	0	0
726	**680**	132	0	148	0	200	0	200
727	**677**	129	0	148	0	200	0	200
728	**676**	128	0	148	0	200	0	200
729	**676**	128	0	148	0	200	0	200
730	**675**	127	0	148	0	200	0	200
731	**672**	62	0	310	0	300	0	0
732	**672**	62	0	310	0	300	0	0
733	**671**	123	0	148	0	200	0	200
734	**669**	121	0	148	0	200	0	200
735	**665**	317	0	148	0	200	0	0
736	**665**	55	0	310	0	300	0	0
737	**664**	116	0	148	0	200	0	200
738	**662**	114	0	148	0	200	0	200
739	**660**	50	0	310	0	300	0	0
740	**660**	50	0	310	0	300	0	0

Lakeside Point Total

	100%	25%	25%	10%	15%	10%	10%	5%
Score ID	Total Points	Adjusted Field Points	Attractor Score	Diabetes Score	Crash Score	Socioeconomic Score	Project Priority Score	School Score
741	**659**	111	0	148	0	200	0	200
742	**658**	48	0	310	0	300	0	0
743	**658**	48	0	310	0	300	0	0
744	**657**	209	0	148	0	300	0	0
745	**657**	47	0	310	0	300	0	0
746	**656**	108	0	148	0	200	0	200
747	**653**	105	0	148	0	200	0	200
748	**652**	104	0	148	0	200	0	200
749	**651**	41	0	310	0	300	0	0
750	**651**	41	0	310	0	300	0	0
751	**651**	41	0	310	0	300	0	0
752	**651**	303	0	148	0	200	0	0
753	**650**	102	0	148	0	200	0	200
754	**648**	100	0	148	0	200	0	200
755	**648**	100	0	148	0	200	0	200
756	**646**	98	0	148	0	200	0	200
757	**646**	98	0	148	0	200	0	200
758	**642**	294	0	148	0	200	0	0
759	**640**	30	0	310	0	300	0	0
760	**639**	91	0	148	0	200	0	200
761	**635**	87	0	148	0	200	0	200
762	**635**	87	0	148	0	200	0	200
763	**630**	82	0	148	0	200	0	200
764	**628**	80	0	148	0	200	0	200
765	**628**	80	0	148	0	200	0	200
766	**627**	279	0	148	0	200	0	0
767	**624**	76	0	148	0	200	0	200
768	**622**	74	0	148	0	200	0	200
769	**620**	272	0	148	0	200	0	0
770	**618**	270	0	148	0	200	0	0
771	**614**	66	0	148	0	200	0	200
772	**613**	65	0	148	0	200	0	200
773	**610**	0	0	310	0	300	0	0
774	**609**	161	0	148	0	300	0	0
775	**609**	61	0	148	0	200	0	200
776	**609**	61	0	148	0	200	0	200
777	**609**	61	0	148	0	200	0	200

Lakeside Point Total

	100%	25%	25%	10%	15%	10%	10%	5%
Score ID	Total Points	Adjusted Field Points	Attractor Score	Diabetes Score	Crash Score	Socioeconomic Score	Project Priority Score	School Score
778	**605**	257	0	148	0	200	0	0
779	**605**	257	0	148	0	200	0	0
780	**603**	255	0	148	0	200	0	0
781	**603**	55	0	148	0	200	0	200
782	**602**	254	0	148	0	200	0	0
783	**602**	54	0	148	0	200	0	200
784	**601**	53	0	148	0	200	0	200
785	**600**	52	0	148	0	200	0	200
786	**597**	249	0	148	0	200	0	0
787	**597**	249	0	148	0	200	0	0
788	**594**	246	0	148	0	200	0	0
789	**592**	244	0	148	0	200	0	0
790	**591**	43	0	148	0	200	0	200
791	**591**	43	0	148	0	200	0	200
792	**589**	41	0	148	0	200	0	200
793	**589**	41	0	148	0	200	0	200
794	**589**	41	0	148	0	200	0	200
795	**589**	41	0	148	0	200	0	200
796	**583**	35	0	148	0	200	0	200
797	**581**	33	0	148	0	200	0	200
798	**579**	231	0	148	0	200	0	0
799	**576**	228	0	148	0	200	0	0
800	**576**	28	0	148	0	200	0	200
801	**572**	224	0	148	0	200	0	0
802	**570**	222	0	148	0	200	0	0
803	**566**	18	0	148	0	200	0	200
804	**564**	216	0	148	0	200	0	0
805	**562**	214	0	148	0	200	0	0
806	**562**	14	0	148	0	200	0	200
807	**562**	14	0	148	0	200	0	200
808	**562**	14	0	148	0	200	0	200
809	**559**	11	0	148	0	200	0	200
810	**559**	11	0	148	0	200	0	200
811	**559**	11	0	148	0	200	0	200
812	**559**	11	0	148	0	200	0	200
813	**555**	207	0	148	0	200	0	0
814	**552**	204	0	148	0	200	0	0

Lakeside Point Total

	100%	25%	25%	10%	15%	10%	10%	5%
Score ID	Total Points	Adjusted Field Points	Attractor Score	Diabetes Score	Crash Score	Socioeconomic Score	Project Priority Score	School Score
815	**548**	0	0	148	0	200	0	200
816	**548**	0	0	148	0	200	0	200
817	**548**	0	0	148	0	200	0	200
818	**548**	0	0	148	0	200	0	200
819	**546**	198	0	148	0	200	0	0
820	**542**	194	0	148	0	200	0	0
821	**537**	189	0	148	0	200	0	0
822	**533**	185	0	148	0	200	0	0
823	**530**	182	0	148	0	200	0	0
824	**530**	182	0	148	0	200	0	0
825	**529**	120	0	209	0	200	0	0
826	**516**	168	0	148	0	200	0	0
827	**499**	90	0	209	0	200	0	0
828	**498**	150	0	148	0	200	0	0
829	**496**	148	0	148	0	200	0	0
830	**478**	69	0	209	0	200	0	0
831	**475**	127	0	148	0	200	0	0
832	**474**	126	0	148	0	200	0	0
833	**474**	126	0	148	0	200	0	0
834	**474**	126	0	148	0	200	0	0
835	**469**	121	0	148	0	200	0	0
836	**464**	116	0	148	0	200	0	0
837	**454**	106	0	148	0	200	0	0
838	**450**	41	0	209	0	200	0	0
839	**450**	102	0	148	0	200	0	0
840	**445**	97	0	148	0	200	0	0
841	**445**	97	0	148	0	200	0	0
842	**443**	95	0	148	0	200	0	0
843	**438**	29	0	209	0	200	0	0
844	**437**	228	0	209	0	0	0	0
845	**428**	80	0	148	0	200	0	0
846	**428**	80	0	148	0	200	0	0
847	**428**	80	0	148	0	200	0	0
848	**413**	65	0	148	0	200	0	0
849	**409**	61	0	148	0	200	0	0
850	**409**	61	0	148	0	200	0	0
851	**409**	61	0	148	0	200	0	0

Lakeside Point Total

	100%	25%	25%	10%	15%	10%	10%	5%
Score ID	Total Points	Adjusted Field Points	Attractor Score	Diabetes Score	Crash Score	Socioeconomic Score	Project Priority Score	School Score
852	**392**	44	0	148	0	200	0	0
853	**389**	41	0	148	0	200	0	0
854	**389**	41	0	148	0	200	0	0
855	**389**	41	0	148	0	200	0	0
856	**389**	41	0	148	0	200	0	0
857	**389**	41	0	148	0	200	0	0
858	**389**	41	0	148	0	200	0	0
859	**389**	41	0	148	0	200	0	0
860	**389**	41	0	148	0	200	0	0
861	**389**	41	0	148	0	200	0	0
862	**389**	41	0	148	0	200	0	0
863	**387**	39	0	148	0	200	0	0
864	**385**	37	0	148	0	200	0	0
865	**381**	33	0	148	0	200	0	0
866	**373**	25	0	148	0	200	0	0
867	**366**	18	0	148	0	200	0	0
868	**364**	16	0	148	0	200	0	0
869	**364**	16	0	148	0	200	0	0
870	**364**	16	0	148	0	200	0	0
871	**362**	14	0	148	0	200	0	0
872	**362**	14	0	148	0	200	0	0
873	**362**	14	0	148	0	200	0	0
874	**359**	11	0	148	0	200	0	0
875	**350**	141	0	209	0	0	0	0
876	**348**	0	0	148	0	200	0	0
877	**348**	0	0	148	0	200	0	0
878	**348**	0	0	148	0	200	0	0
879	**348**	0	0	148	0	200	0	0
880	**348**	0	0	148	0	200	0	0
881	**299**	90	0	209	0	0	0	0
882	**277**	68	0	209	0	0	0	0
883	**266**	57	0	209	0	0	0	0
884	**258**	49	0	209	0	0	0	0
885	**252**	43	0	209	0	0	0	0
886	**246**	37	0	209	0	0	0	0
887	**240**	31	0	209	0	0	0	0
888	**227**	18	0	209	0	0	0	0

Lakeside Point Total

	100%	25%	25%	10%	15%	10%	10%	5%
Score ID	**Total Points**	**Adjusted Field Points**	**Attractor Score**	**Diabetes Score**	**Crash Score**	**Socioeconomic Score**	**Project Priority Score**	**School Score**
889	**220**	11	0	209	0	0	0	0
890	**220**	11	0	209	0	0	0	0

This page intentionally left blank

Mountain Empire

PGA Results

This page intentionally left blank

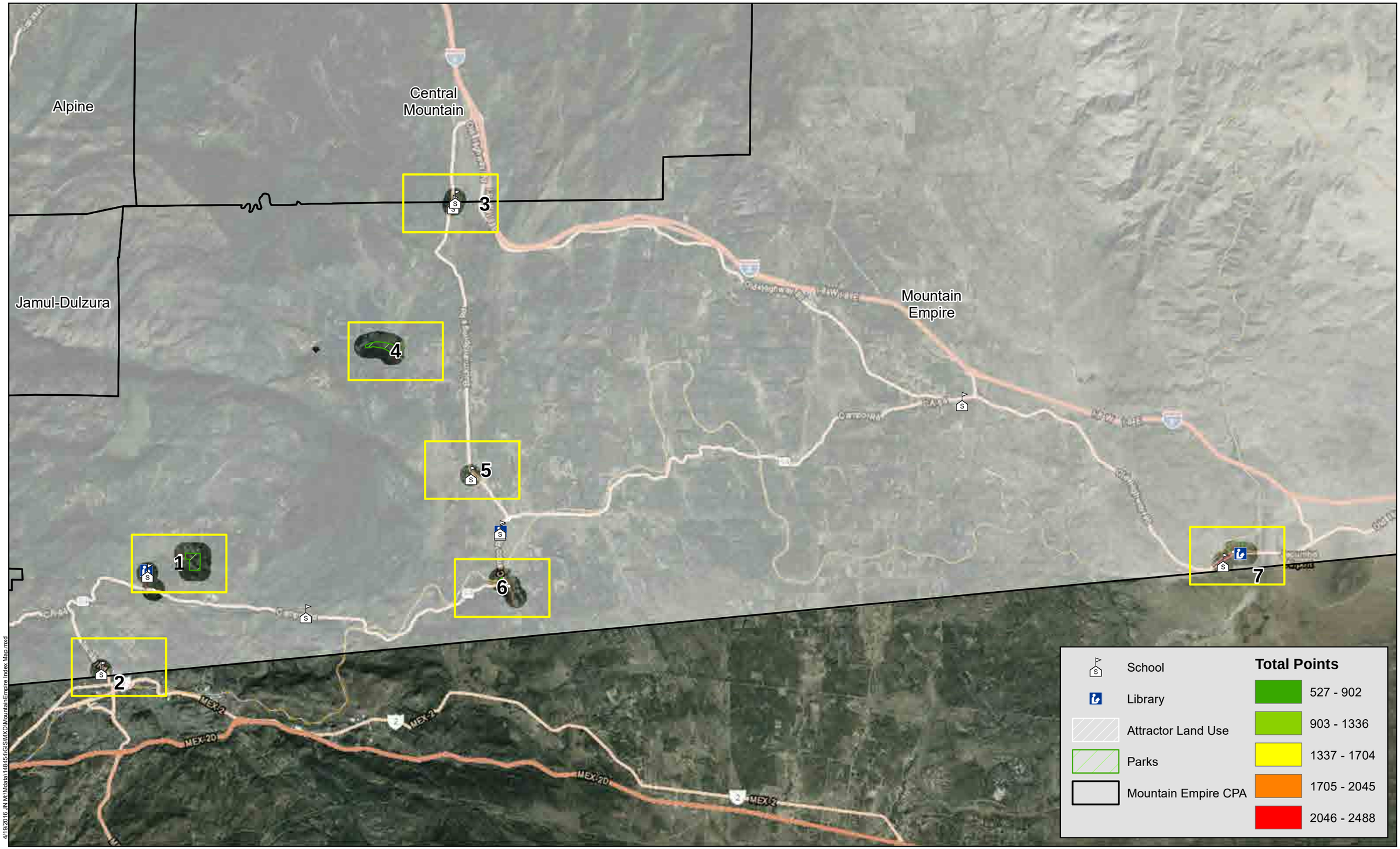

4/19/2016 J:\M\Mata\148454\GIS\MXD\MountainEmpire Index Map.mxd

Michael Baker INTERNATIONAL

0 2,000 4,000 8,000 Feet

Source: San Diego County, SANDAG, SanGIS, Eagle Aerial, ESRI

San Diego County ATP

Mountain Empire PGA

Index Map



5/4/2016 JN M:\Mxdata\148454\GIS\MXD\Mountain Empire Exhibit Partes.mxd

Michael Baker INTERNATIONAL

0 250 500 1,000 Feet

Source: San Diego County, SANDAG, SanGIS, Eagle Aerial, ESRI

San Diego County ATP

Mountain Empire PGA

Map 1



5/4/2016 J:\N M\Mdata\148454\GIS\MXD\Mountain Empire Exhibit Pages.mxd

Michael Baker INTERNATIONAL

0 250 500 1,000 Feet

Source: San Diego County, SANDAG, SanGIS, Eagle Aerial, ESRI

San Diego County ATP

Mountain Empire PGA

Map 2



Michael Baker INTERNATIONAL

0 250 500 1,000 Feet

Source: San Diego County, SANDAG, SanGIS, Eagle Aerial, ESRI

San Diego County ATP

Mountain Empire PGA

Map 3

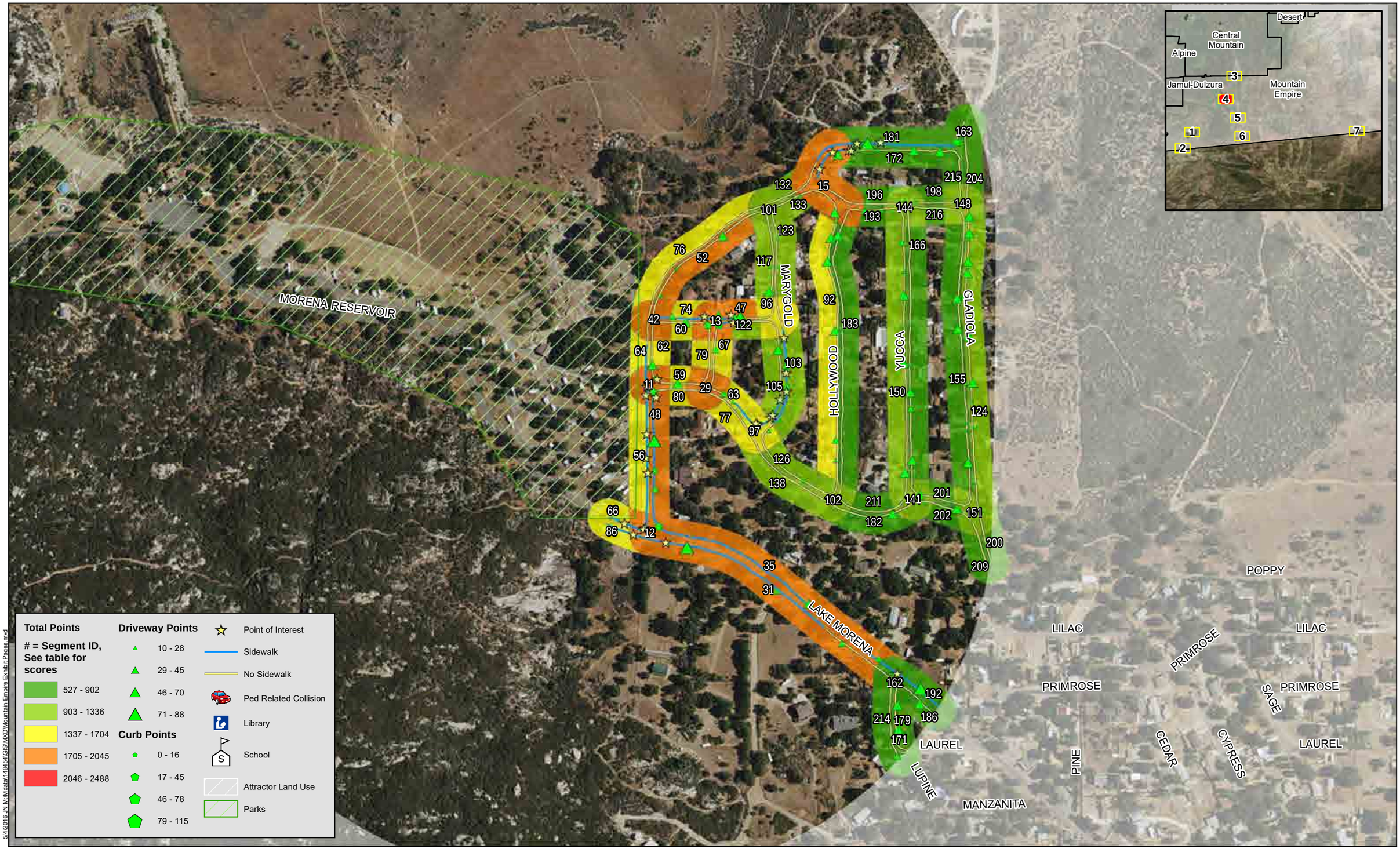

5/4/2016 JN M:\Mdata\14845e\GIS\MXD\Mountain Empire Exhibit Pages.mxd

Source: San Diego County, SANDAG, SanGIS, Eagle Aerial, ESRI

Michael Baker INTERNATIONAL

San Diego County ATP

Mountain Empire PGA

Map 4

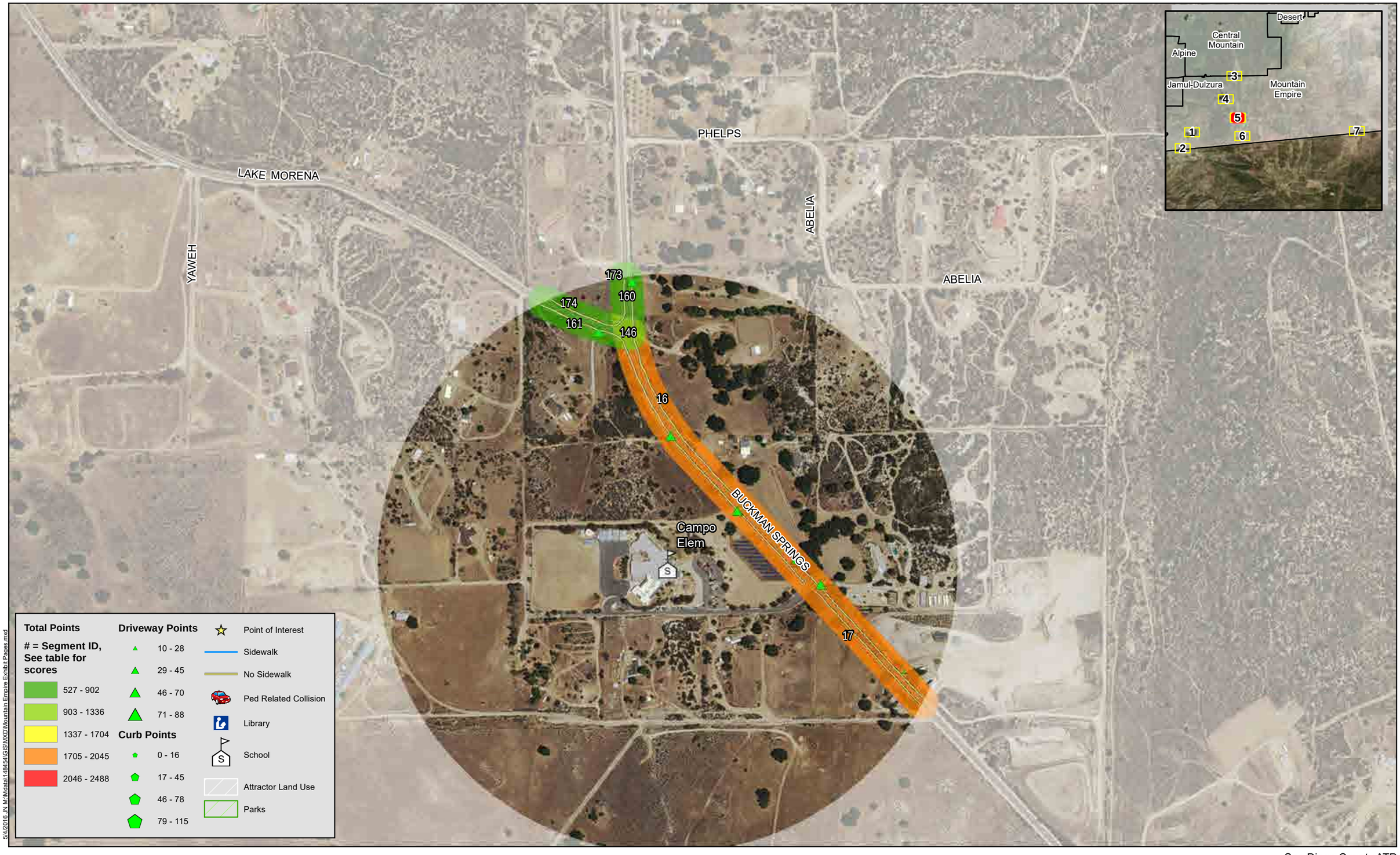

5/4/2016 JN M:\Mdata\148454\GIS\MXD\Mountain Empire Exhibit Pages.mxd

Michael Baker INTERNATIONAL

0 250 500 1,000 Feet

Source: San Diego County, SANDAG, SanGIS, Eagle Aerial, ESRI

San Diego County ATP

Mountain Empire PGA

Map 5

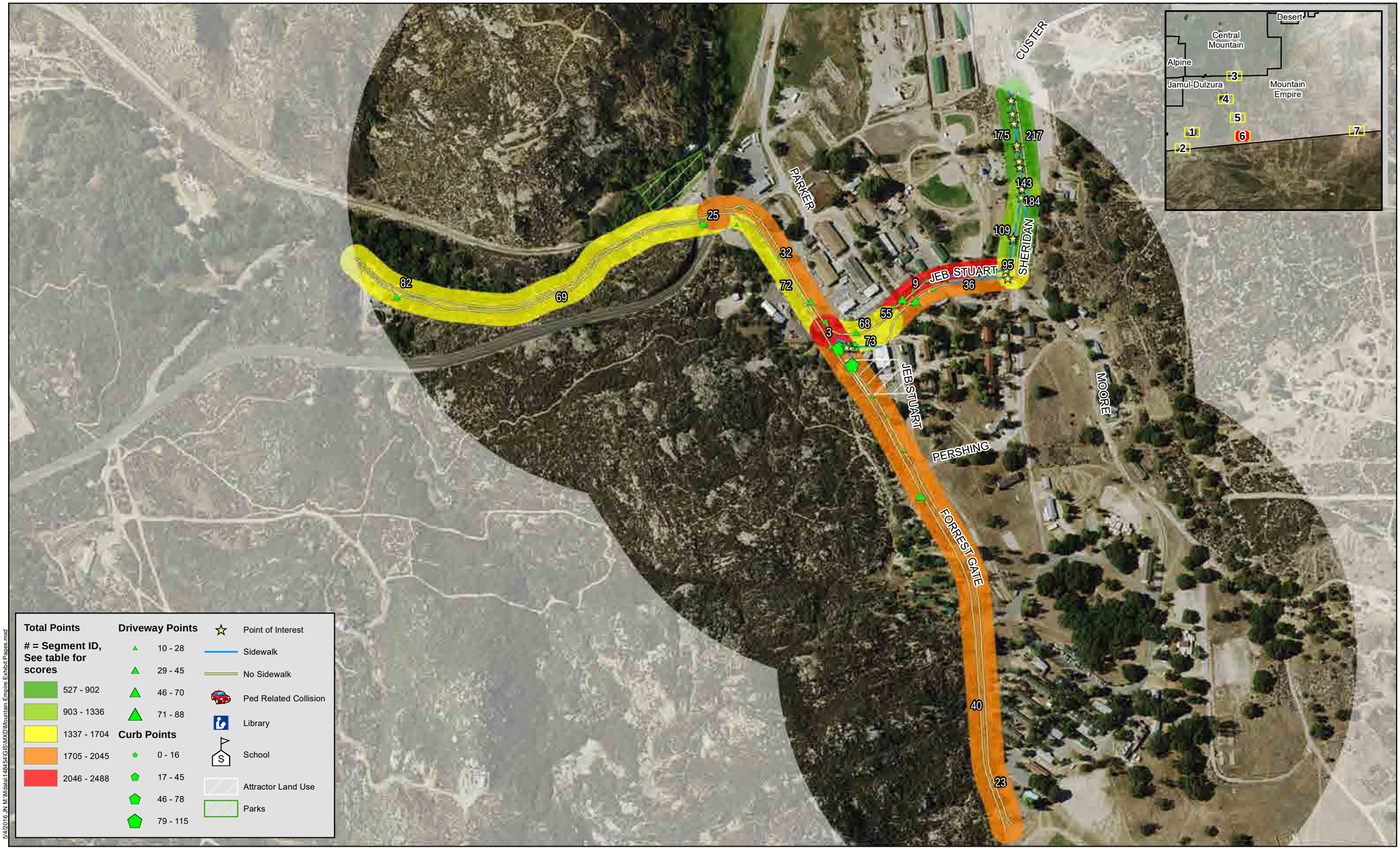

5/4/2016 JN M:\Mxd\a1484541GIS\MXD\Mountain Empire Exhibit Plates.mxd

Michael Baker INTERNATIONAL

0 250 500 1,000 Feet

Source: San Diego County, SANDAG, SanGIS, Eagle Aerial, ESRI

San Diego County ATP

Mountain Empire PGA

Map 6



5/4/2016 JN M:\Mdata\148454\GIS\MXD\Mountain Empire Exhibit Pages.mxd

Michael Baker INTERNATIONAL

0 250 500 1,000 Feet

Source: San Diego County, SANDAG, SanGIS, Eagle Aerial, ESRI

San Diego County ATP

Mountain Empire PGA

Map 7

Mountain Empire Point Total

	100%	25%	25%	10%	15%	10%	10%	5%
Score ID	Total Points	Adjusted Field Points	Attractor Score	Diabetes Score	Crash Score	Socioeconomic Score	Project Priority Score	School Score
1	**2489**	962	1000	227	0	300	0	0
2	**2464**	737	1000	227	0	300	0	200
3	**2352**	825	1000	227	0	300	0	0
4	**2313**	586	1000	227	0	300	0	200
5	**2256**	729	1000	227	0	300	0	0
6	**2255**	528	1000	227	0	300	0	200
7	**2218**	491	1000	227	0	300	0	200
8	**2218**	691	1000	227	0	300	0	0
9	**2125**	598	1000	227	0	300	0	0
10	**2081**	554	1000	227	0	300	0	0
11	**2045**	518	1000	227	0	300	0	0
12	**2034**	507	1000	227	0	300	0	0
13	**2032**	505	1000	227	0	300	0	0
14	**2016**	489	1000	227	0	300	0	0
15	**2010**	983	500	227	0	300	0	0
16	**2005**	278	1000	227	0	300	0	200
17	**1992**	265	1000	227	0	300	0	200
18	**1965**	238	1000	227	0	300	0	200
19	**1957**	230	1000	227	0	300	0	200
20	**1950**	223	1000	227	0	300	0	200
21	**1944**	417	1000	227	0	300	0	0
22	**1941**	214	1000	227	0	300	0	200
23	**1936**	409	1000	227	0	300	0	0
24	**1908**	381	1000	227	0	300	0	0
25	**1891**	364	1000	227	0	300	0	0
26	**1888**	361	1000	227	0	300	0	0
27	**1867**	340	1000	227	0	300	0	0
28	**1862**	135	1000	227	0	300	0	200
29	**1853**	326	1000	227	0	300	0	0
30	**1853**	326	1000	227	0	300	0	0
31	**1845**	318	1000	227	0	300	0	0
32	**1832**	305	1000	227	0	300	0	0
33	**1816**	289	1000	227	0	300	0	0
34	**1816**	289	1000	227	0	300	0	0
35	**1813**	286	1000	227	0	300	0	0
36	**1807**	280	1000	227	0	300	0	0
37	**1802**	275	1000	227	0	300	0	0

Mountain Empire Point Total

	100%	25%	25%	10%	15%	10%	10%	5%
Score ID	Total Points	Adjusted Field Points	Attractor Score	Diabetes Score	Crash Score	Socioeconomic Score	Project Priority Score	School Score
38	**1800**	273	1000	227	0	300	0	0
39	**1796**	769	500	227	0	300	0	0
40	**1794**	267	1000	227	0	300	0	0
41	**1788**	61	1000	227	0	300	0	200
42	**1770**	243	1000	227	0	300	0	0
43	**1761**	234	1000	227	0	300	0	0
44	**1760**	233	1000	227	0	300	0	0
45	**1760**	233	1000	227	0	300	0	0
46	**1755**	228	1000	227	0	300	0	0
47	**1752**	225	1000	227	0	300	0	0
48	**1741**	214	1000	227	0	300	0	0
49	**1731**	204	1000	227	0	300	0	0
50	**1731**	204	1000	227	0	300	0	0
51	**1731**	204	1000	227	0	300	0	0
52	**1718**	191	1000	227	0	300	0	0
53	**1717**	690	500	227	0	300	0	0
54	**1704**	177	1000	227	0	300	0	0
55	**1694**	167	1000	227	0	300	0	0
56	**1682**	155	1000	227	0	300	0	0
57	**1659**	132	1000	227	0	300	0	0
58	**1659**	132	1000	227	0	300	0	0
59	**1659**	132	1000	227	0	300	0	0
60	**1659**	132	1000	227	0	300	0	0
61	**1659**	132	1000	227	0	300	0	0
62	**1659**	132	1000	227	0	300	0	0
63	**1658**	131	1000	227	0	300	0	0
64	**1645**	118	1000	227	0	300	0	0
65	**1638**	111	1000	227	0	300	0	0
66	**1629**	102	1000	227	0	300	0	0
67	**1625**	98	1000	227	0	300	0	0
68	**1625**	98	1000	227	0	300	0	0
69	**1625**	98	1000	227	0	300	0	0
70	**1620**	593	500	227	0	300	0	0
71	**1617**	90	1000	227	0	300	0	0
72	**1617**	90	1000	227	0	300	0	0
73	**1614**	87	1000	227	0	300	0	0
74	**1612**	85	1000	227	0	300	0	0

Mountain Empire Point Total

	100%	25%	25%	10%	15%	10%	10%	5%
Score ID	Total Points	Adjusted Field Points	Attractor Score	Diabetes Score	Crash Score	Socioeconomic Score	Project Priority Score	School Score
75	**1593**	366	500	227	0	300	0	200
76	**1588**	61	1000	227	0	300	0	0
77	**1588**	61	1000	227	0	300	0	0
78	**1588**	61	1000	227	0	300	0	0
79	**1588**	61	1000	227	0	300	0	0
80	**1588**	61	1000	227	0	300	0	0
81	**1588**	61	1000	227	0	300	0	0
82	**1588**	61	1000	227	0	300	0	0
83	**1588**	61	1000	227	0	300	0	0
84	**1588**	61	1000	227	0	300	0	0
85	**1588**	61	1000	227	0	300	0	0
86	**1584**	57	1000	227	0	300	0	0
87	**1539**	512	500	227	0	300	0	0
88	**1527**	1000	0	227	0	300	0	0
89	**1527**	300	500	227	0	300	0	200
90	**1510**	483	500	227	0	300	0	0
91	**1490**	463	500	227	0	300	0	0
92	**1456**	429	500	227	0	300	0	0
93	**1441**	214	500	227	0	300	0	200
94	**1411**	884	0	227	0	300	0	0
95	**1403**	376	500	227	0	300	0	0
96	**1396**	369	500	227	0	300	0	0
97	**1375**	348	500	227	0	300	0	0
98	**1373**	346	500	227	0	300	0	0
99	**1360**	833	0	227	0	300	0	0
100	**1336**	309	500	227	0	300	0	0
101	**1316**	289	500	227	0	300	0	0
102	**1316**	289	500	227	0	300	0	0
103	**1310**	283	500	227	0	300	0	0
104	**1288**	61	500	227	0	300	0	200
105	**1282**	255	500	227	0	300	0	0
106	**1260**	233	500	227	0	300	0	0
107	**1258**	31	500	227	0	300	0	200
108	**1243**	216	500	227	0	300	0	0
109	**1241**	214	500	227	0	300	0	0
110	**1234**	207	500	227	0	300	0	0
111	**1231**	204	500	227	0	300	0	0

Mountain Empire Point Total

	100%	25%	25%	10%	15%	10%	10%	5%
Score ID	Total Points	Adjusted Field Points	Attractor Score	Diabetes Score	Crash Score	Socioeconomic Score	Project Priority Score	School Score
112	**1231**	204	500	227	0	300	0	0
113	**1231**	204	500	227	0	300	0	0
114	**1223**	196	500	227	0	300	0	0
115	**1196**	169	500	227	0	300	0	0
116	**1189**	162	500	227	0	300	0	0
117	**1189**	162	500	227	0	300	0	0
118	**1166**	639	0	227	0	300	0	0
119	**1164**	637	0	227	0	300	0	0
120	**1159**	132	500	227	0	300	0	0
121	**1159**	132	500	227	0	300	0	0
122	**1153**	126	500	227	0	300	0	0
123	**1147**	120	500	227	0	300	0	0
124	**1133**	606	0	227	0	300	0	0
125	**1117**	90	500	227	0	300	0	0
126	**1117**	90	500	227	0	300	0	0
127	**1088**	61	500	227	0	300	0	0
128	**1088**	61	500	227	0	300	0	0
129	**1088**	61	500	227	0	300	0	0
130	**1088**	61	500	227	0	300	0	0
131	**1088**	61	500	227	0	300	0	0
132	**1088**	61	500	227	0	300	0	0
133	**1088**	61	500	227	0	300	0	0
134	**1088**	61	500	227	0	300	0	0
135	**1088**	61	500	227	0	300	0	0
136	**1088**	61	500	227	0	300	0	0
137	**1088**	61	500	227	0	300	0	0
138	**1088**	61	500	227	0	300	0	0
139	**1030**	503	0	227	0	300	0	0
140	**1010**	483	0	227	0	300	0	0
141	**978**	451	0	227	0	300	0	0
142	**975**	448	0	227	0	300	0	0
143	**974**	447	0	227	0	300	0	0
144	**965**	438	0	227	0	300	0	0
145	**959**	432	0	227	0	300	0	0
146	**955**	228	0	227	0	300	0	200
147	**949**	422	0	227	0	300	0	0
148	**949**	422	0	227	0	300	0	0

Mountain Empire Point Total

	100%	25%	25%	10%	15%	10%	10%	5%
Score ID	Total Points	Adjusted Field Points	Attractor Score	Diabetes Score	Crash Score	Socioeconomic Score	Project Priority Score	School Score
149	**934**	407	0	227	0	300	0	0
150	**927**	400	0	227	0	300	0	0
151	**917**	390	0	227	0	300	0	0
152	**902**	375	0	227	0	300	0	0
153	**902**	375	0	227	0	300	0	0
154	**902**	375	0	227	0	300	0	0
155	**890**	363	0	227	0	300	0	0
156	**883**	356	0	227	0	300	0	0
157	**873**	346	0	227	0	300	0	0
158	**873**	346	0	227	0	300	0	0
159	**873**	346	0	227	0	300	0	0
160	**859**	132	0	227	0	300	0	200
161	**859**	132	0	227	0	300	0	200
162	**857**	330	0	227	0	300	0	0
163	**851**	324	0	227	0	300	0	0
164	**847**	120	0	227	0	300	0	200
165	**830**	303	0	227	0	300	0	0
166	**826**	299	0	227	0	300	0	0
167	**818**	291	0	227	0	300	0	0
168	**816**	289	0	227	0	300	0	0
169	**802**	275	0	227	0	300	0	0
170	**802**	275	0	227	0	300	0	0
171	**792**	265	0	227	0	300	0	0
172	**789**	262	0	227	0	300	0	0
173	**788**	61	0	227	0	300	0	200
174	**788**	61	0	227	0	300	0	200
175	**782**	255	0	227	0	300	0	0
176	**768**	241	0	227	0	300	0	0
177	**760**	233	0	227	0	300	0	0
178	**760**	33	0	227	0	300	0	200
179	**731**	204	0	227	0	300	0	0
180	**731**	204	0	227	0	300	0	0
181	**693**	166	0	227	0	300	0	0
182	**689**	162	0	227	0	300	0	0
183	**689**	162	0	227	0	300	0	0
184	**670**	143	0	227	0	300	0	0
185	**659**	132	0	227	0	300	0	0

Mountain Empire Point Total

	100%	25%	25%	10%	15%	10%	10%	5%
Score ID	Total Points	Adjusted Field Points	Attractor Score	Diabetes Score	Crash Score	Socioeconomic Score	Project Priority Score	School Score
186	**659**	132	0	227	0	300	0	0
187	**659**	132	0	227	0	300	0	0
188	**659**	132	0	227	0	300	0	0
189	**659**	132	0	227	0	300	0	0
190	**659**	132	0	227	0	300	0	0
191	**659**	132	0	227	0	300	0	0
192	**658**	131	0	227	0	300	0	0
193	**654**	127	0	227	0	300	0	0
194	**625**	98	0	227	0	300	0	0
195	**617**	90	0	227	0	300	0	0
196	**617**	90	0	227	0	300	0	0
197	**598**	71	0	227	0	300	0	0
198	**588**	61	0	227	0	300	0	0
199	**588**	61	0	227	0	300	0	0
200	**588**	61	0	227	0	300	0	0
201	**588**	61	0	227	0	300	0	0
202	**588**	61	0	227	0	300	0	0
203	**588**	61	0	227	0	300	0	0
204	**588**	61	0	227	0	300	0	0
205	**588**	61	0	227	0	300	0	0
206	**588**	61	0	227	0	300	0	0
207	**588**	61	0	227	0	300	0	0
208	**588**	61	0	227	0	300	0	0
209	**588**	61	0	227	0	300	0	0
210	**588**	61	0	227	0	300	0	0
211	**588**	61	0	227	0	300	0	0
212	**588**	61	0	227	0	300	0	0
213	**588**	61	0	227	0	300	0	0
214	**588**	61	0	227	0	300	0	0
215	**588**	61	0	227	0	300	0	0
216	**588**	61	0	227	0	300	0	0
217	**588**	61	0	227	0	300	0	0
218	**586**	59	0	227	0	300	0	0
219	**527**	0	0	227	0	300	0	0

This page intentionally left blank

North County Metro

PGA Results

This page intentionally left blank

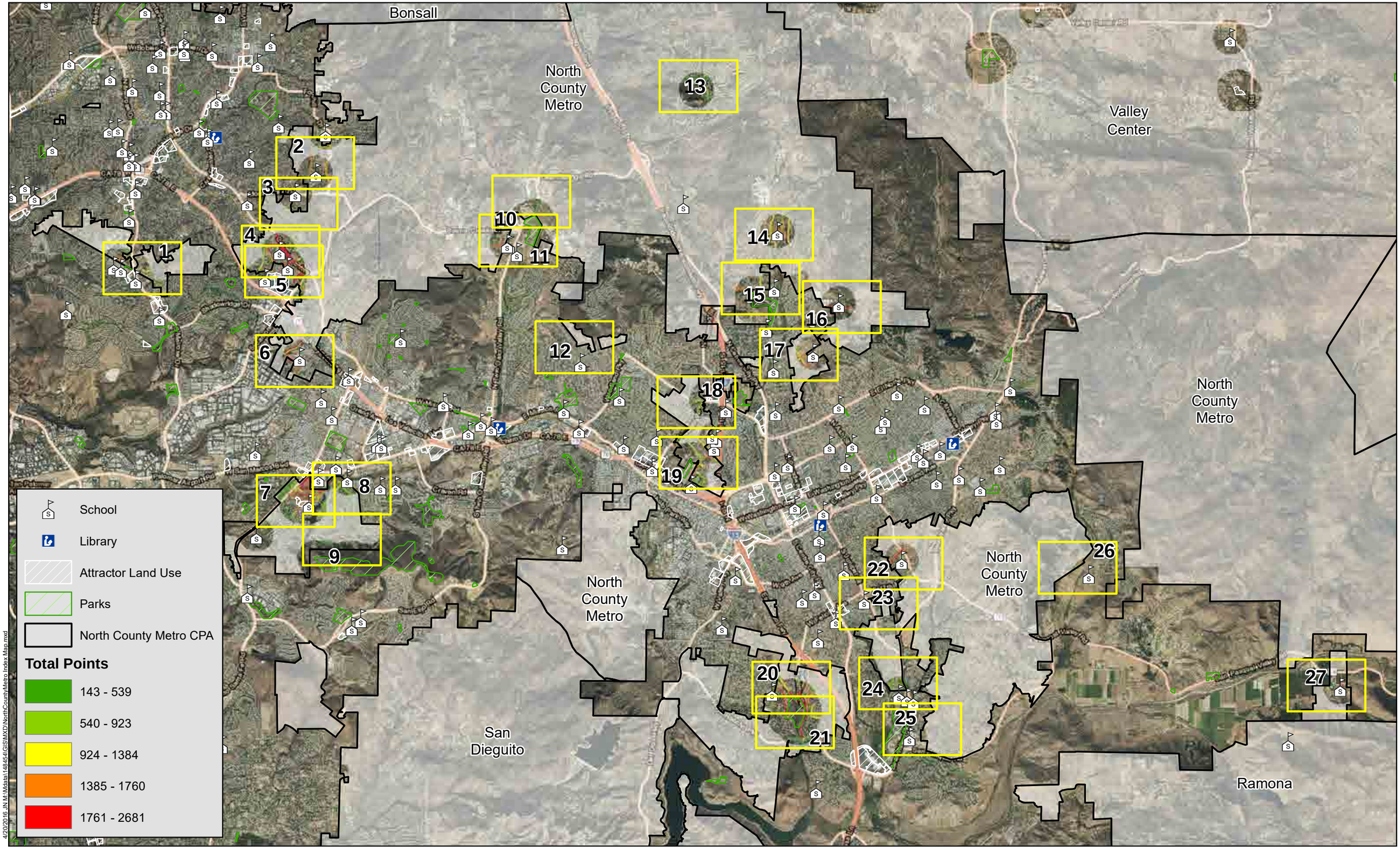

Michael Baker INTERNATIONAL

0 2,000 4,000 8,000 Feet

Source: San Diego County, SANDAG, SanGIS, Eagle Aerial, ESRI

San Diego County ATP

North County Metro PGA

Index Map

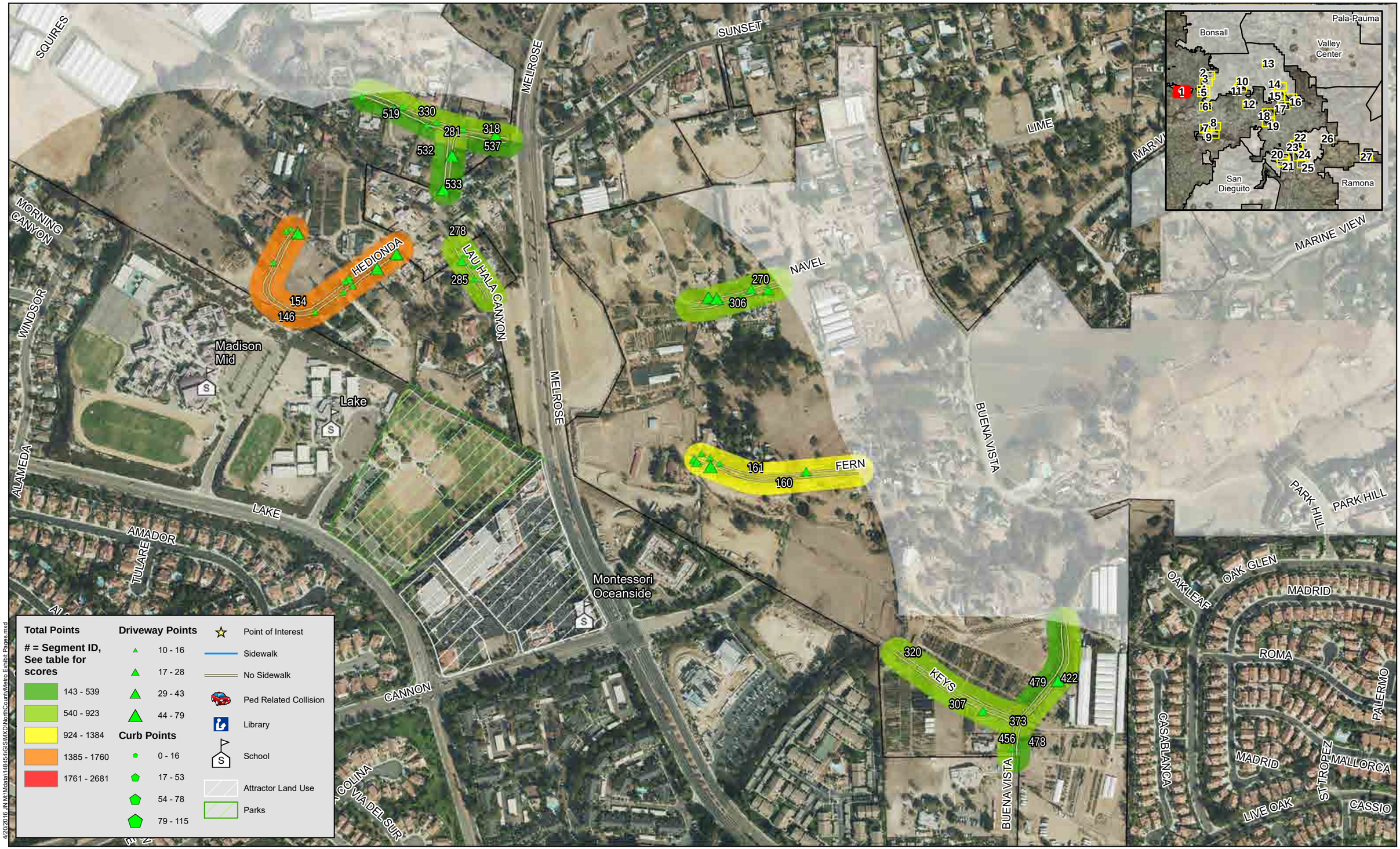

4/20/2016 J:\N_M\Mdata\148454\GIS\MXD\NorthCountyMetro Exhibit Pages.mxd

Michael Baker INTERNATIONAL

0 250 500 1,000 Feet

Source: San Diego County, SANDAG, SanGIS, Eagle Aerial, ESRI

San Diego County ATP

North County Metro PGA

Map 1

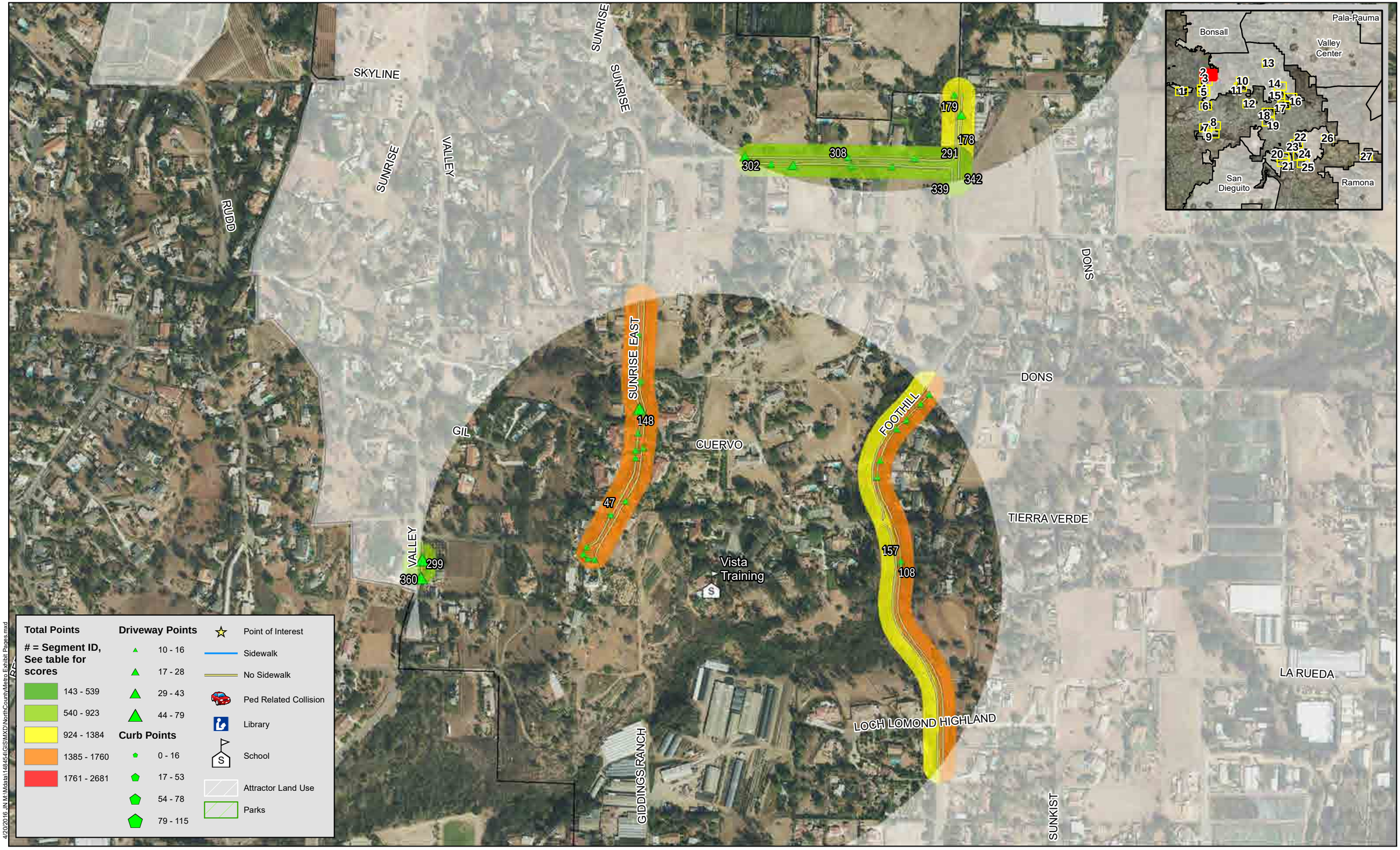

Michael Baker INTERNATIONAL

San Diego County ATP

North County Metro PGA

Map 2

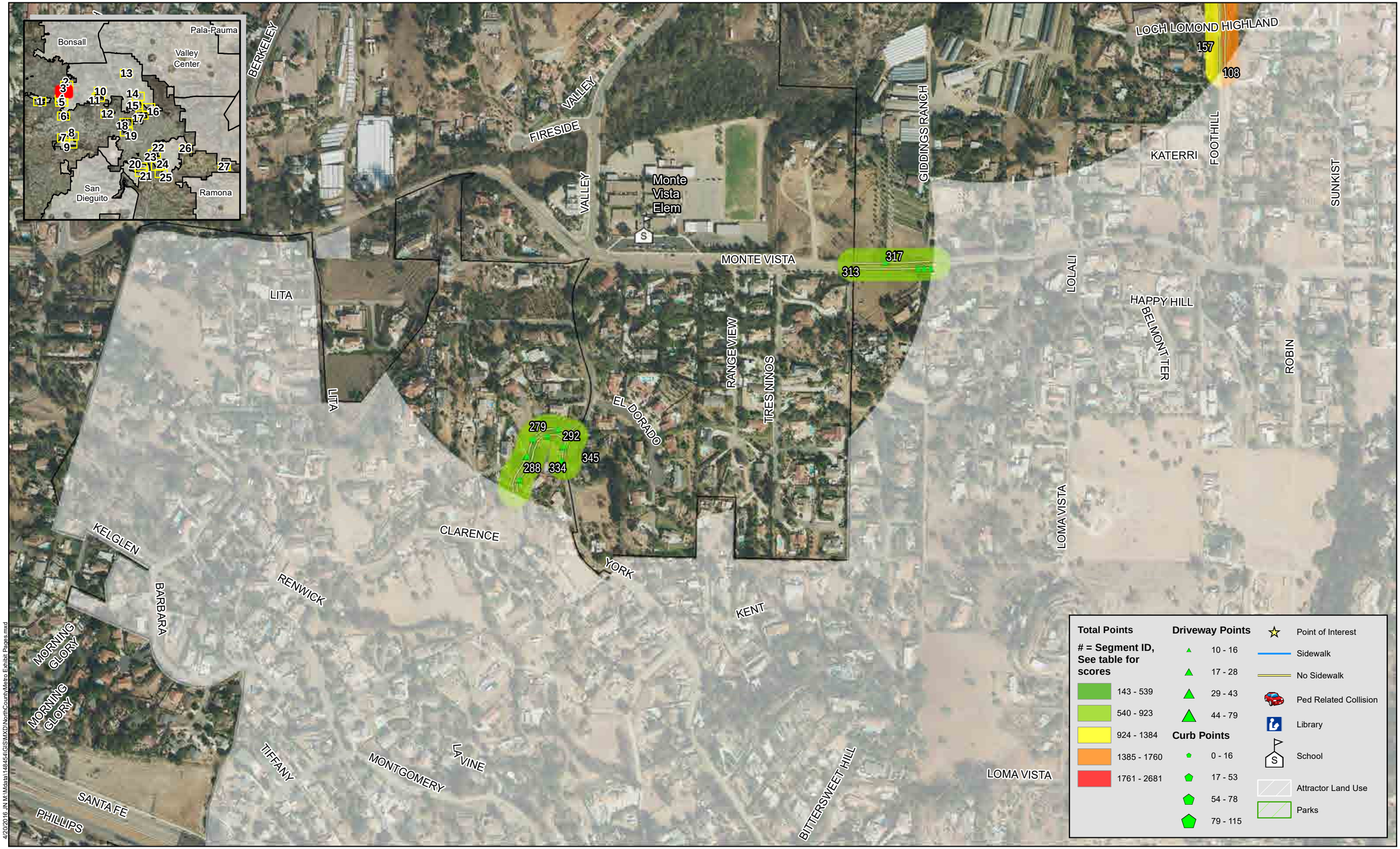

Michael Baker INTERNATIONAL

0 250 500 1,000 Feet

Source: San Diego County, SANDAG, SanGIS, Eagle Aerial, ESRI

San Diego County ATP

North County Metro PGA

Map 3

Total Points

 # = Segment ID, See table for scores

- 143 - 539
- 540 - 923
- 924 - 1384
- 1385 - 1760
- 1761 - 2681

Driveway Points

- 10 - 16
- 17 - 28
- 29 - 43
- 44 - 79

Curb Points

- 0 - 16
- 17 - 53
- 54 - 78
- 79 - 115

- Point of Interest
- Sidewalk
- No Sidewalk
- Ped Related Collision
- Library
- School
- Attractor Land Use
- Parks

Bonsall
Pala-Pauma
Valley Center
San Dieguito
Ramona

PHILLIPS
LOVELY
YORK
YORK VIEW
SUNBURY
MONTGOMERY
CATHAN
FAWLEY
SANTA FE
Hannalei
COSTA VERDE
SMILIANA
BLOCKTON
AVOCADO
LADOGA
HILO
HANNALEI
WOODLAND
WATSON
JOANNIE
EWWA
DEVON
HARTWRIGHT
VALINDO
ROLLING HILLS
KURENDA
VIA TORE
YETTFORD
PECAN
MANZANITA
ANNA
Memorial Christian
HESMAY
TIBER
NORTHBROOK
EL VALLE OPULENTO
SOUTH SANTA
ALLEY
BUENA CREEK

4/20/2016 J:\N\Mdata\148454\GIS\MXD\NorthCountyMetro Exhibit Pages.mxd

Michael Baker INTERNATIONAL

0 250 500 1,000 Feet

Source: San Diego County, SANDAG, SanGIS, Eagle Aerial, ESRI

San Diego County ATP

North County Metro PGA

Map 4

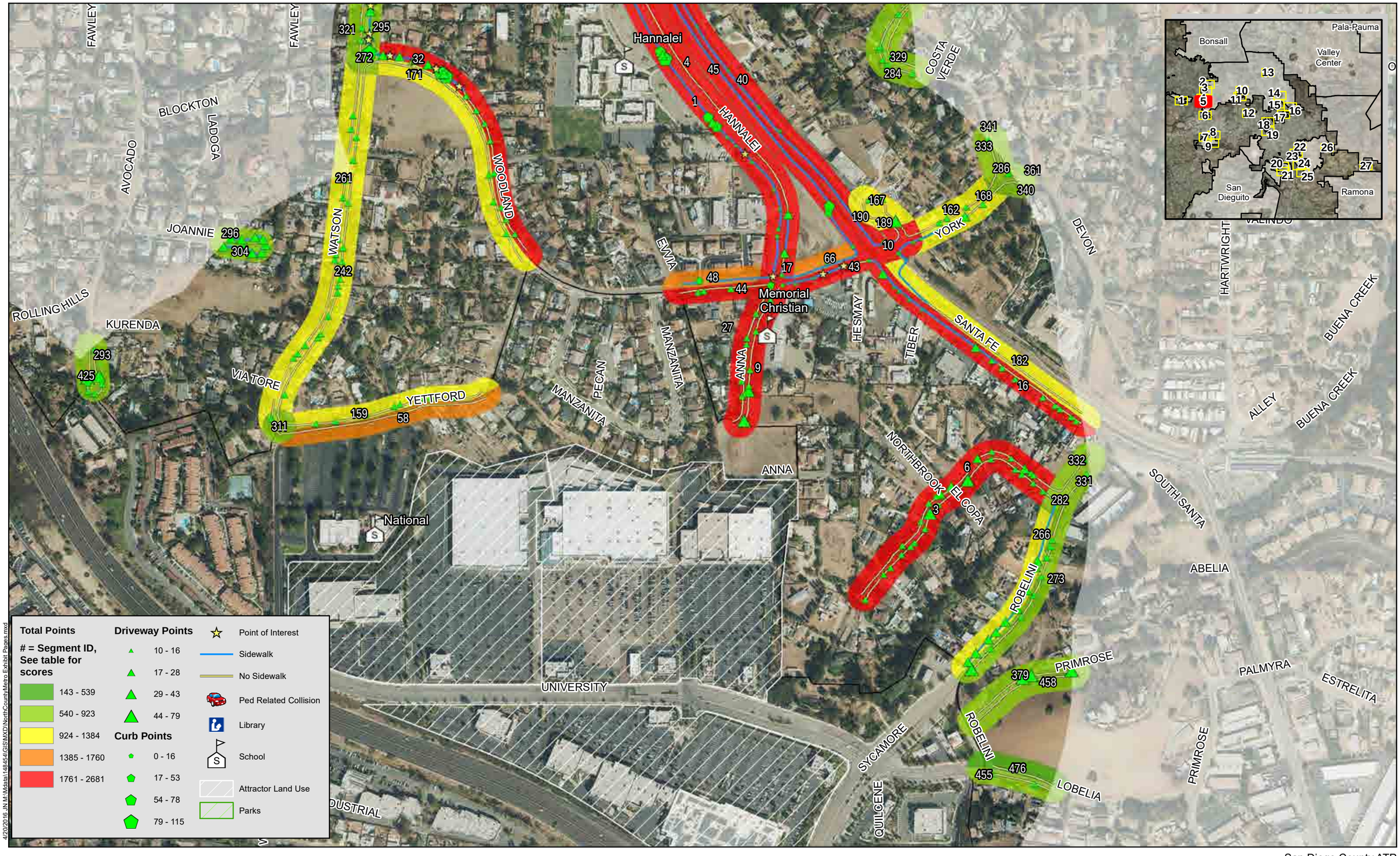

4/20/2016 J:\N\Mdata\146454\GIS\MXD\NorthCountyMetro Exhibit Pages.mxd

Michael Baker INTERNATIONAL

0 250 500 1,000 Feet

Source: San Diego County, SANDAG, SanGIS, Eagle Aerial, ESRI

San Diego County ATP

North County Metro PGA

Map 5



Michael Baker INTERNATIONAL

0 250 500 1,000 Feet

Source: San Diego County, SANDAG, SanGIS, Eagle Aerial, ESRI

San Diego County ATP

North County Metro PGA

Map 6

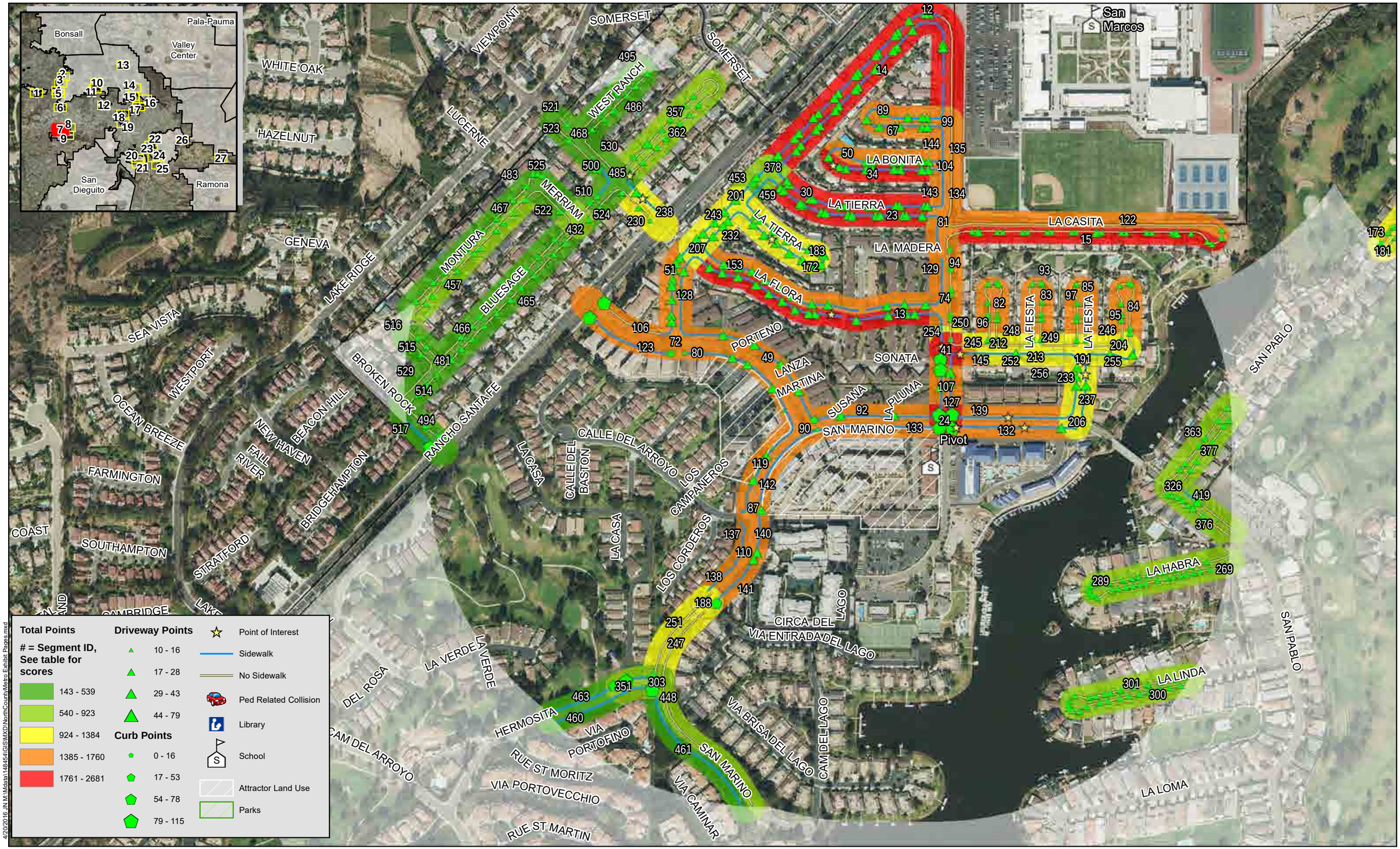

Total Points

 # = Segment ID, See table for scores

143 - 539
540 - 923
924 - 1384
1385 - 1760
1761 - 2681

Driveway Points

- 10 - 16
- 17 - 28
- 29 - 43
- 44 - 79

Curb Points

- 0 - 16
- 17 - 53
- 54 - 78
- 79 - 115

- Point of Interest
- Sidewalk
- No Sidewalk
- Ped Related Collision
- Library
- School
- Attractor Land Use
- Parks

4/20/2016 J:\M Mdata\148454\GIS\MXD\NorthCountyMetro Exhibit Pages.mxd

Michael Baker INTERNATIONAL

0 250 500 1,000 Feet

Source: San Diego County, SANDAG, SanGIS, Eagle Aerial, ESRI

San Diego County ATP

North County Metro PGA

Map 7



Total Points

 # = Segment ID, See table for scores

- 143 - 539
- 540 - 923
- 924 - 1384
- 1385 - 1760
- 1761 - 2681

Driveway Points

- 10 - 16
- 17 - 28
- 29 - 43
- 44 - 79

Curb Points

- 0 - 16
- 17 - 53
- 54 - 78
- 79 - 115

- Point of Interest
- Sidewalk
- No Sidewalk
- Ped Related Collision
- Library
- School
- Attractor Land Use
- Parks

4/20/2016 JN M:\Data\148454\GIS\MXD\NorthCountyMetro Exhibit Pages.mxd

Michael Baker INTERNATIONAL

0 250 500 1,000 Feet

Source: San Diego County, SANDAG, SanGIS, Eagle Aerial, ESRI

San Diego County ATP

North County Metro PGA

Map 8



4/20/2016 J:\M\Mdata\148454\GIS\MXD\NorthCountyMetro Exhibit Pages.mxd

Michael Baker INTERNATIONAL

0 250 500 1,000 Feet

Source: San Diego County, SANDAG, SanGIS, Eagle Aerial, ESRI

San Diego County ATP

North County Metro PGA

Map 9

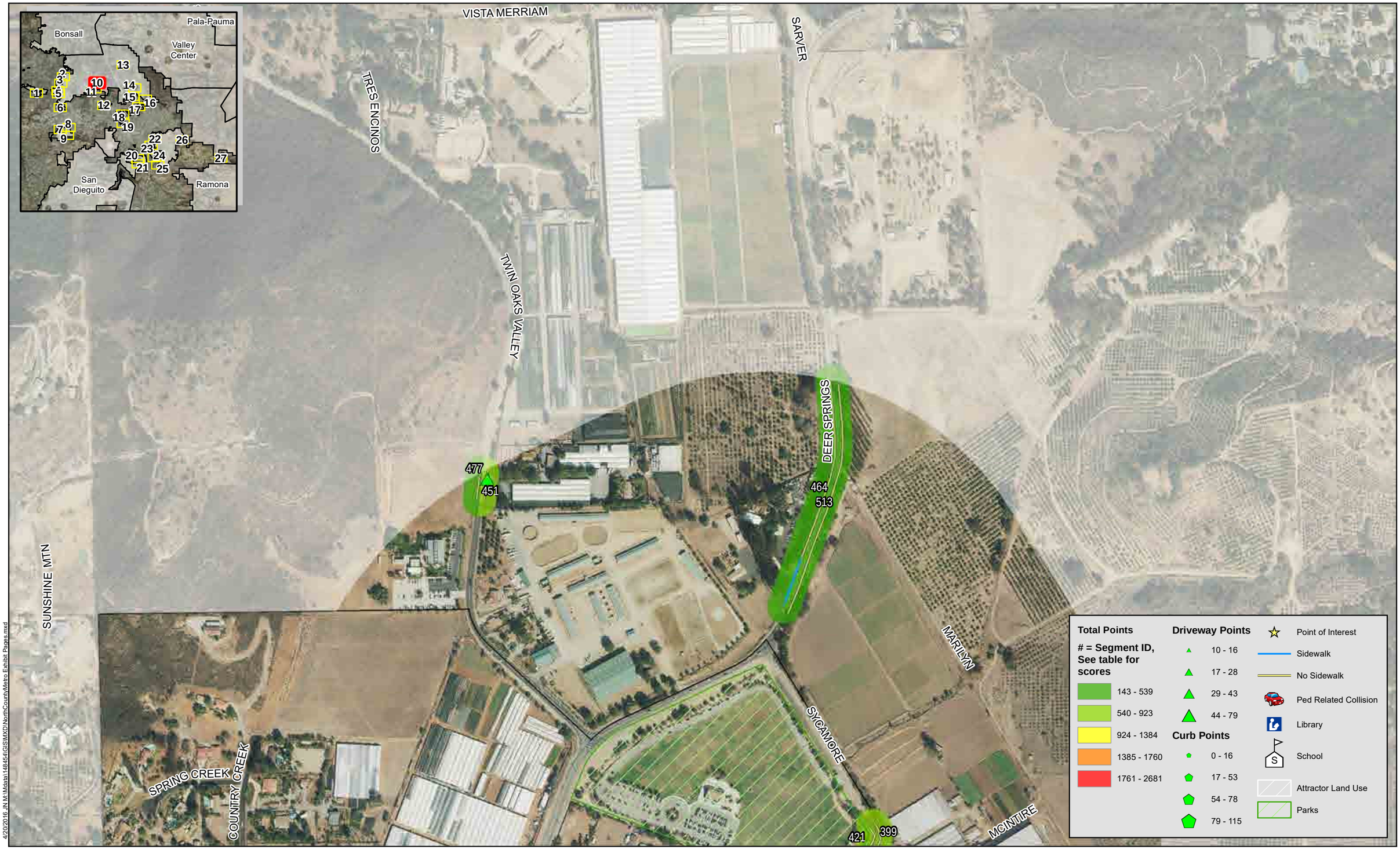

4/20/2016 J:\M\Mdata\148454\GIS\MXD\NorthCountyMetro Exhibit Pages.mxd

Michael Baker INTERNATIONAL

0 250 500 1,000 Feet

Source: San Diego County, SANDAG, SanGIS, Eagle Aerial, ESRI

San Diego County ATP

North County Metro PGA

Map 10



4/20/2016 JN M:\Mdata\148454\GIS\MXD\NorthCountyMetro Exhibit Pages.mxd

Michael Baker INTERNATIONAL

0 250 500 1,000 Feet

Source: San Diego County, SANDAG, SanGIS, Eagle Aerial, ESRI

San Diego County ATP

North County Metro PGA

Map 11

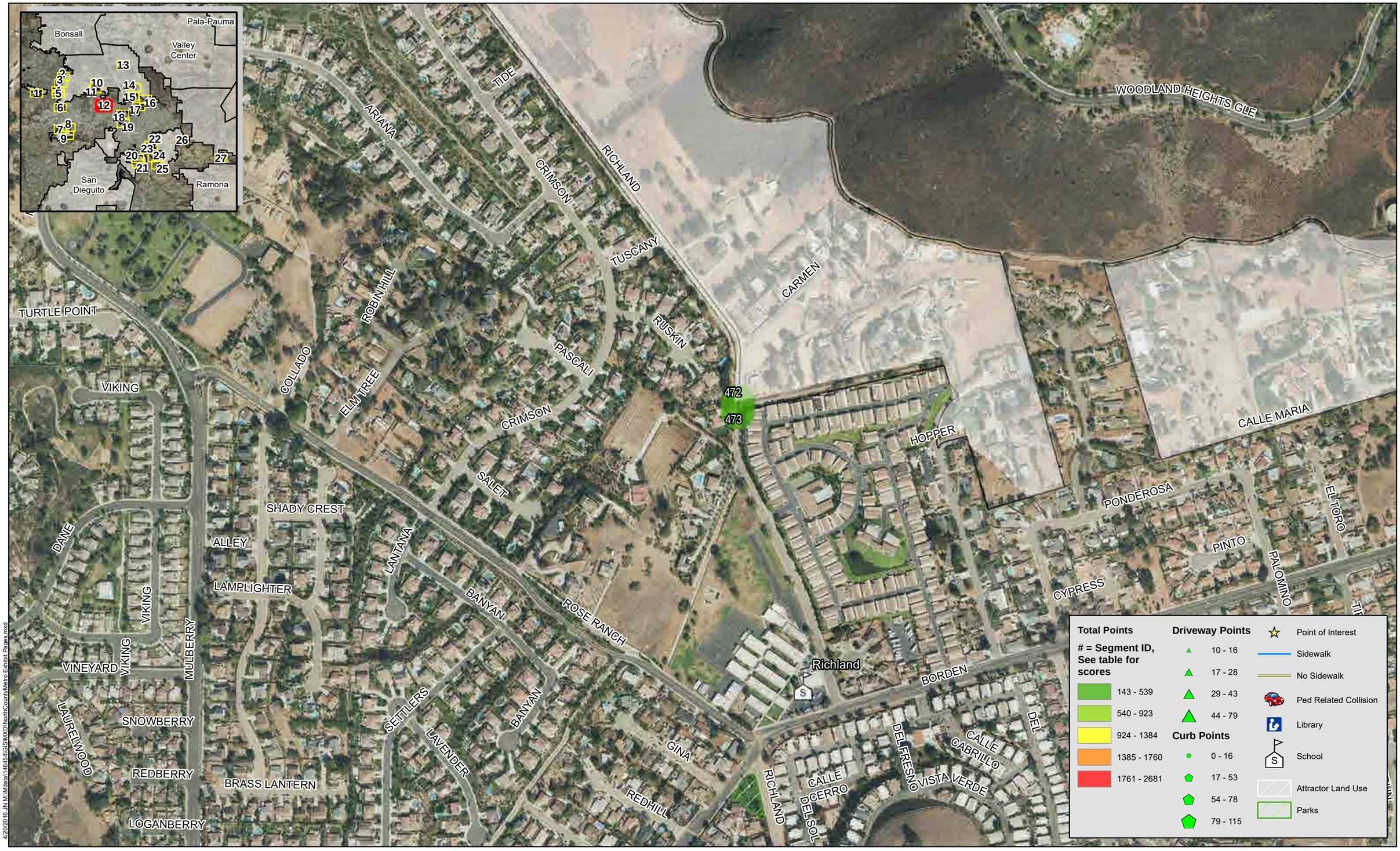

4/20/2016 JN M:\Mdata\148454\GIS\MXD\NorthCountyMetro Exhibit Panes.mxd

Michael Baker INTERNATIONAL

0 250 500 1,000 Feet

Source: San Diego County, SANDAG, SanGIS, Eagle Aerial, ESRI

San Diego County ATP

North County Metro PGA

Map 12



4/20/2016 JN M:\data\148454\GIS\MXD\NorthCountyMetro Exhibit Pages.mxd

Michael Baker INTERNATIONAL

0 250 500 1,000 Feet

Source: San Diego County, SANDAG, SanGIS, Eagle Aerial, ESRI

San Diego County ATP

North County Metro PGA

Map 13

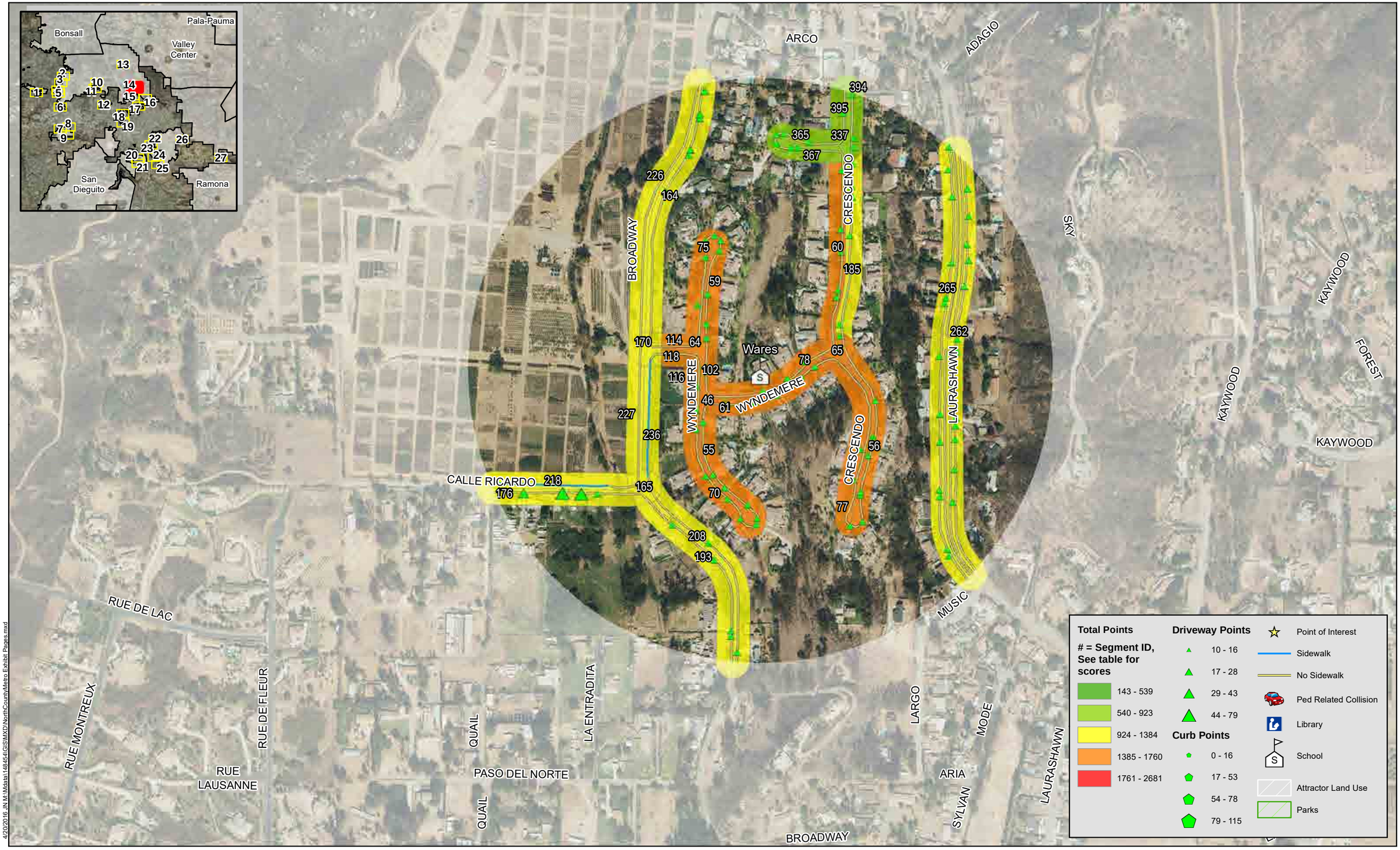

4/20/2016 J:\M:\Mdata\148454\GIS\MXD\NorthCountyMetro Exhibit Pages.mxd

Source: San Diego County, SANDAG, SanGIS, Eagle Aerial, ESRI

Michael Baker INTERNATIONAL

San Diego County ATP

North County Metro PGA

Map 14

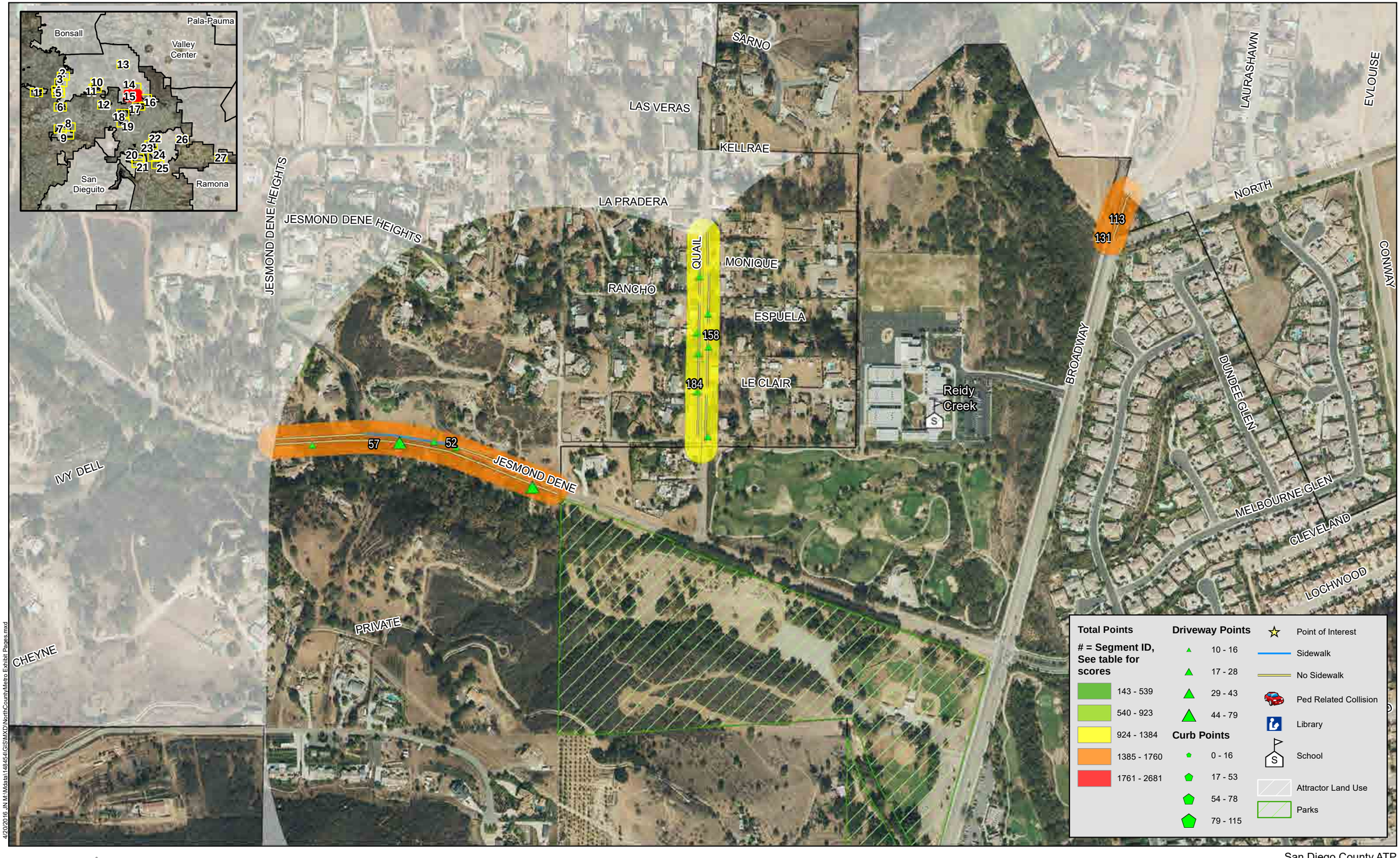

4/20/2016 JN M:\Mdata\148454\GIS\MXD\NorthCountyMetro Exhibit Pages.mxd

Michael Baker INTERNATIONAL

0 250 500 1,000 Feet

Source: San Diego County, SANDAG, SanGIS, Eagle Aerial, ESRI

San Diego County ATP

North County Metro PGA

Map 15

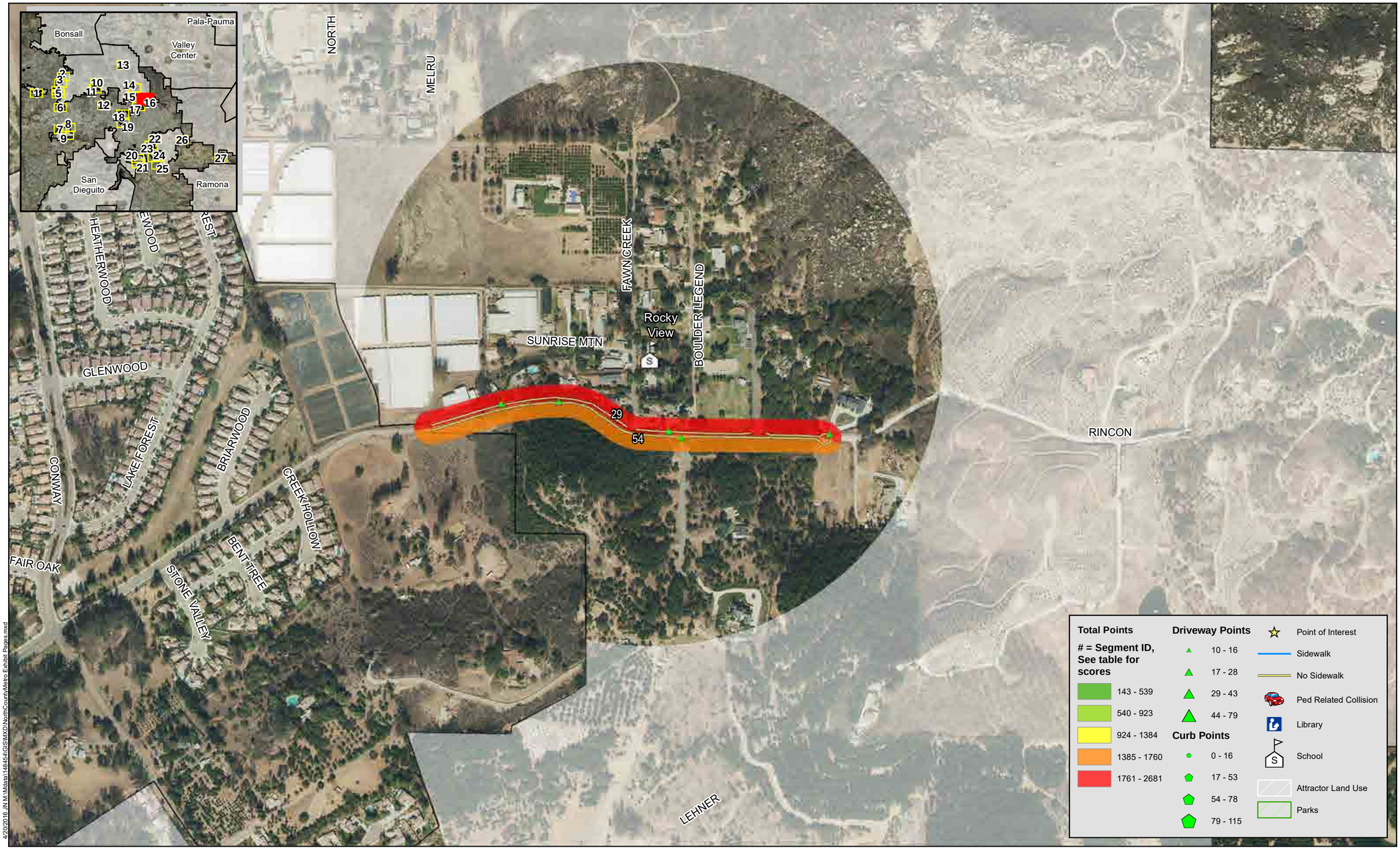

4/20/2016 J:\M\Mdata\148454\GIS\MXD\NorthCountyMetro Exhibit Pages.mxd

Michael Baker INTERNATIONAL

0 250 500 1,000 Feet

Source: San Diego County, SANDAG, SanGIS, Eagle Aerial, ESRI

San Diego County ATP

North County Metro PGA

Map 16



4/20/2016 J:\N:\Mdata\148454\GIS\MXD\NorthCountyMetro_Exhibit_Pages.mxd

Michael Baker INTERNATIONAL

0 250 500 1,000 Feet

Source: San Diego County, SANDAG, SanGIS, Eagle Aerial, ESRI

San Diego County ATP

North County Metro PGA

Map 17



Michael Baker INTERNATIONAL

San Diego County ATP

North County Metro PGA

Map 18

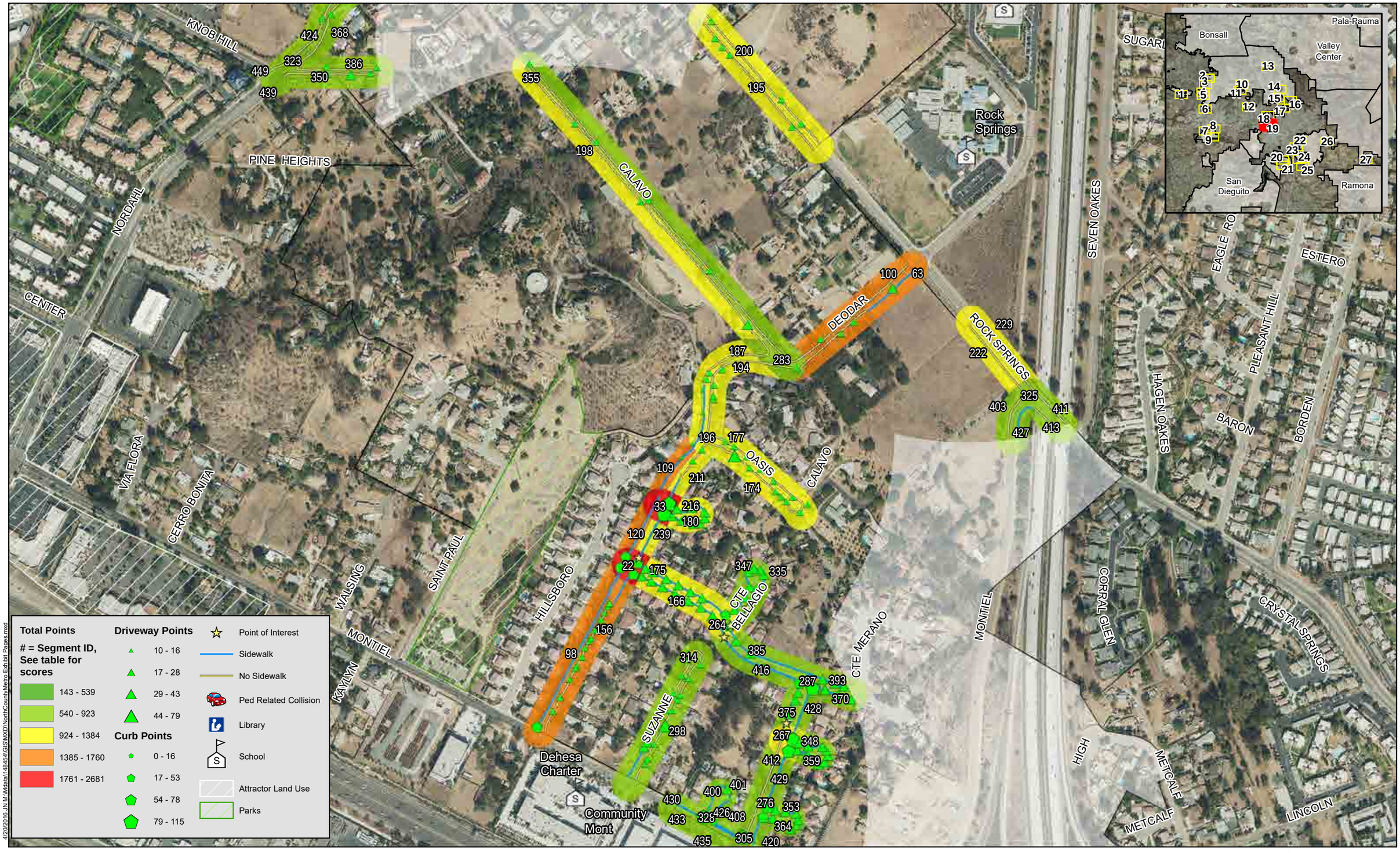

4/20/2016 J:\N M\Mdata\14845-6\GIS\MXD\NorthCountyMetro Exhibit Pages.mxd

Michael Baker INTERNATIONAL

0 250 500 1,000 Feet

Source: San Diego County, SANDAG, SanGIS, Eagle Aerial, ESRI

San Diego County ATP

North County Metro PGA

Map 19

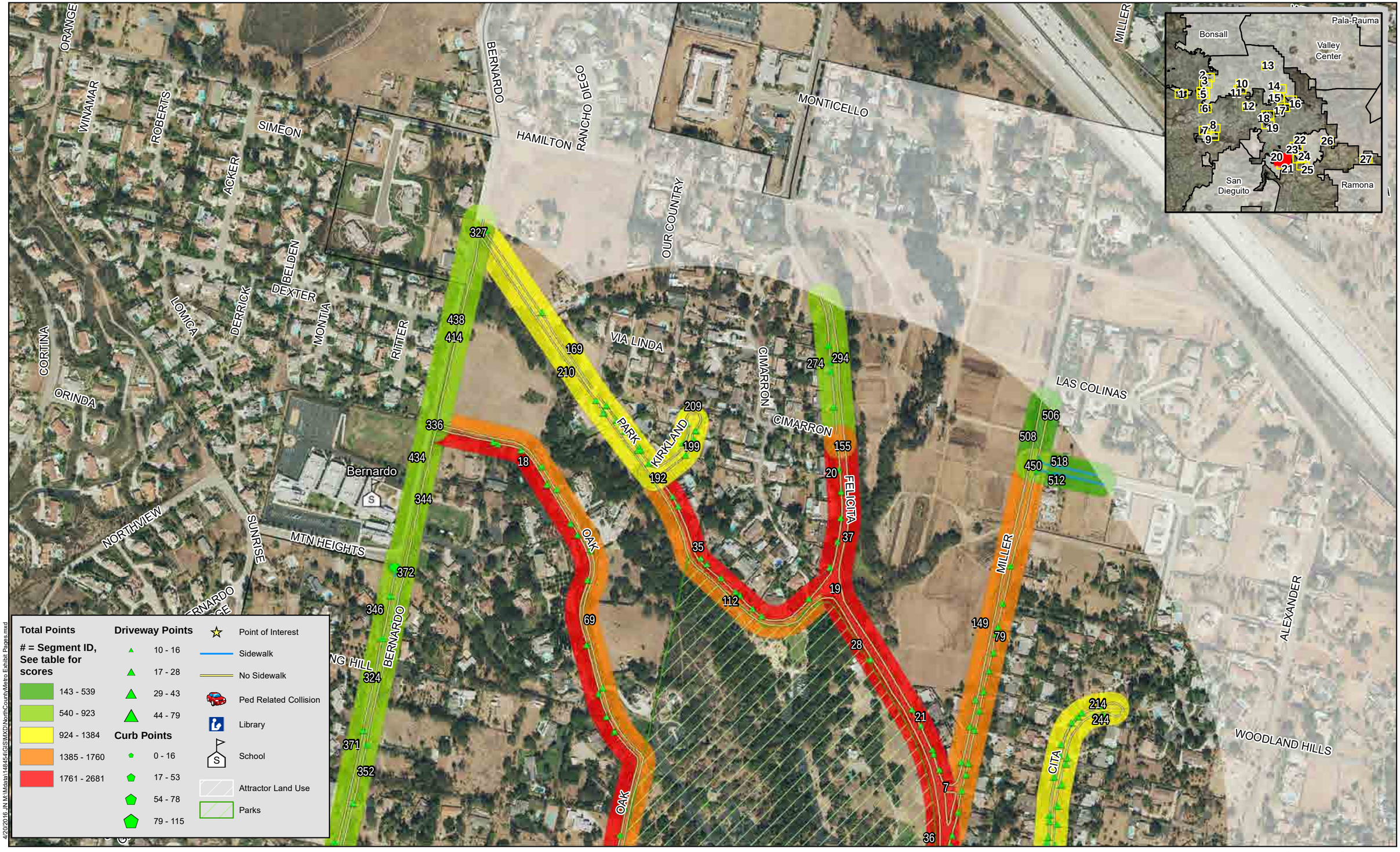

4/20/2016 J:\N M\Mdata\148454GIS\MXD\NorthCountyMetro Exhibit Pages.mxd

Michael Baker INTERNATIONAL

0 250 500 1,000 Feet

Source: San Diego County, SANDAG, SanGIS, Eagle Aerial, ESRI

San Diego County ATP

North County Metro PGA

Map 20

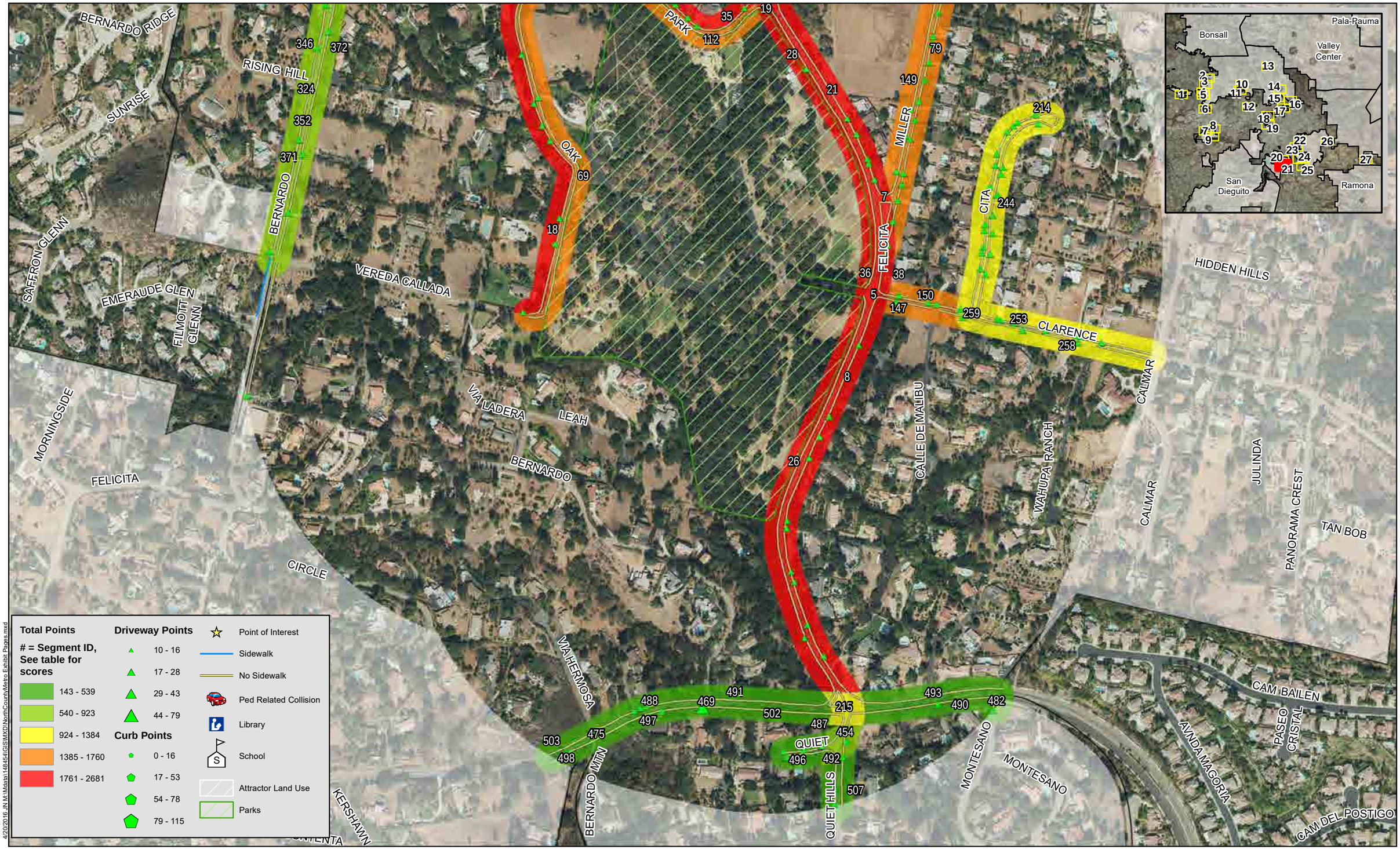

4/20/2016 J:\N M\Mxds\148454\GIS\MXD\NorthCountyMetro Exhibit Pages.mxd

Source: San Diego County, SANDAG, SanGIS, Eagle Aerial, ESRI

Michael Baker INTERNATIONAL

San Diego County ATP

North County Metro PGA

Map 21

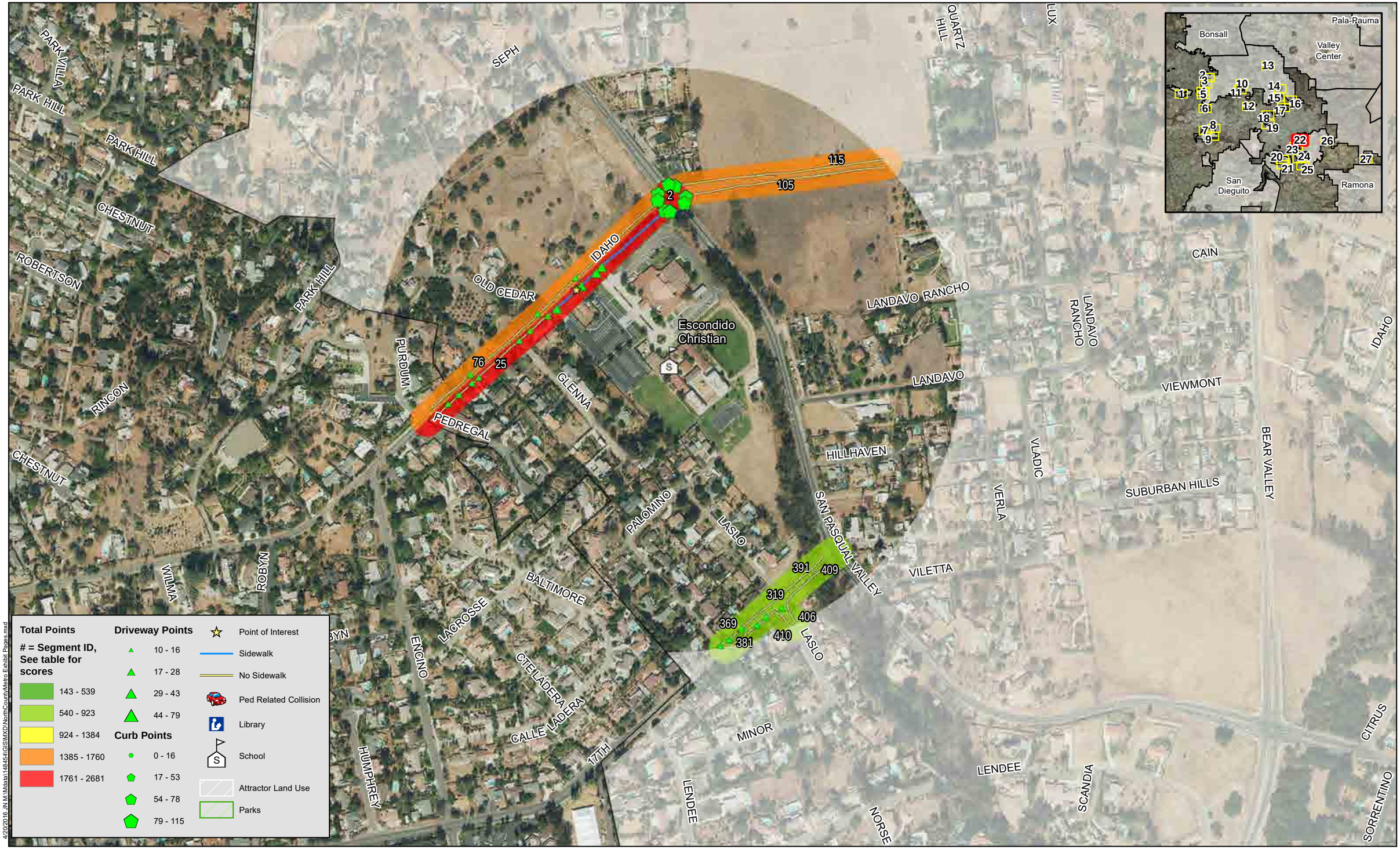

Michael Baker INTERNATIONAL

0 250 500 1,000 Feet

Source: San Diego County, SANDAG, SanGIS, Eagle Aerial, ESRI

San Diego County ATP

North County Metro PGA

Map 22



Total Points

 # = Segment ID, See table for scores

143 - 539
540 - 923
924 - 1384
1385 - 1760
1761 - 2681

Driveway Points

10 - 16
17 - 28
29 - 43
44 - 79

Curb Points

0 - 16
17 - 53
54 - 78
79 - 115

- Point of Interest
- Sidewalk
- No Sidewalk
- Ped Related Collision
- Library
- School
- Attractor Land Use
- Parks

4/20/2016 J:\M:\Mdata\14845\4\GIS\MXD\NorthCountyMetro Exhibit Pages.mxd

Michael Baker INTERNATIONAL

0 250 500 1,000 Feet

Source: San Diego County, SANDAG, SanGIS, Eagle Aerial, ESRI

San Diego County ATP

North County Metro PGA

Map 23



Total Points

 # = Segment ID, See table for scores

143 - 539
540 - 923
924 - 1384
1385 - 1760
1761 - 2681

Driveway Points

10 - 16
17 - 28
29 - 43
44 - 79

Curb Points

0 - 16
17 - 53
54 - 78
79 - 115

- Point of Interest
- Sidewalk
- No Sidewalk
- Ped Related Collision
- Library
- School
- Attractor Land Use
- Parks

4/20/2016 J:\N.M.\Matala\148454\GIS\MXD\NorthCountyMetro Exhibit Pages.mxd

Michael Baker INTERNATIONAL

0 250 500 1,000 Feet

Source: San Diego County, SANDAG, SanGIS, Eagle Aerial, ESRI

San Diego County ATP

North County Metro PGA

Map 24



4/20/2016 J:\N M\Mdata\148454\GIS\MXD\NorthCountyMetro Exhibit Pages.mxd

Michael Baker INTERNATIONAL

0 250 500 1,000 Feet

Source: San Diego County, SANDAG, SanGIS, Eagle Aerial, ESRI

San Diego County ATP

North County Metro PGA

Map 25



4/20/2016 J:\N.M\Data\148454\GIS\MXD\NorthCountyMetro Exhibit Pages.mxd

Michael Baker INTERNATIONAL

0 250 500 1,000 Feet

Source: San Diego County, SANDAG, SanGIS, Eagle Aerial, ESRI

San Diego County ATP

North County Metro PGA

Map 26

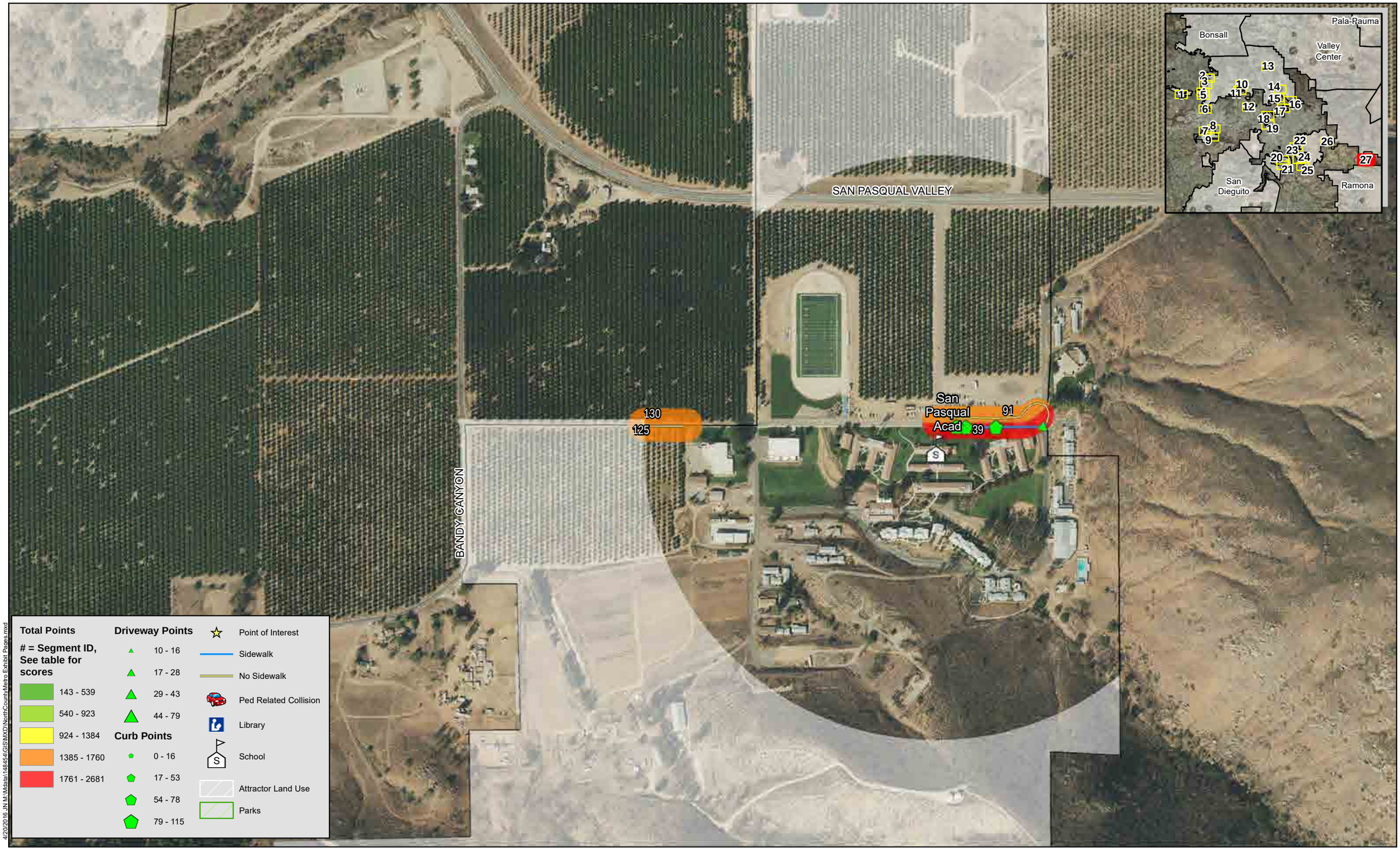

San Diego County ATP

North County Metro PGA

Map 27

North County Metro Point Total

	100%	25%	25%	10%	15%	10%	10%	5%
Score ID	Total Points	Adjusted Field Points	Attractor Score	Diabetes Score	Crash Score	Socioeconomic Score	Project Priority Score	School Score
1	**2681**	1000	1000	181	0	300	0	200
2	**2216**	638	1000	178	0	200	0	200
3	**2111**	430	1000	181	0	300	0	200
4	**2084**	403	1000	181	0	300	0	200
5	**2040**	262	1000	178	0	200	400	0
6	**2033**	352	1000	181	0	300	0	200
7	**2019**	241	1000	178	0	200	400	0
8	**2004**	226	1000	178	0	200	400	0
9	**2002**	321	1000	181	0	300	0	200
10	**1994**	313	1000	181	0	300	0	200
11	**1989**	462	1000	127	0	200	0	200
12	**1989**	462	1000	127	0	200	0	200
13	**1988**	461	1000	127	0	200	0	200
14	**1975**	448	1000	127	0	200	0	200
15	**1973**	446	1000	127	0	200	0	200
16	**1973**	292	1000	181	0	300	0	200
17	**1965**	284	1000	181	0	300	0	200
18	**1936**	358	1000	178	0	200	0	200
19	**1924**	146	1000	178	0	200	400	0
20	**1910**	132	1000	178	0	200	400	0
21	**1910**	132	1000	178	0	200	400	0
22	**1888**	310	1000	178	0	200	0	200
23	**1885**	358	1000	127	0	200	0	200
24	**1876**	349	1000	127	0	200	0	200
25	**1875**	297	1000	178	0	200	0	200
26	**1875**	97	1000	178	0	200	400	0
27	**1869**	188	1000	181	0	300	0	200
28	**1864**	86	1000	178	0	200	400	0
29	**1847**	269	1000	178	0	200	0	200
30	**1844**	317	1000	127	0	200	0	200
31	**1837**	310	1000	127	0	200	0	200
32	**1831**	650	500	181	0	300	0	200
33	**1825**	247	1000	178	0	200	0	200
34	**1823**	296	1000	127	0	200	0	200
35	**1822**	244	1000	178	0	200	0	200
36	**1817**	39	1000	178	0	200	400	0
37	**1817**	39	1000	178	0	200	400	0

North County Metro Point Total

	100%	25%	25%	10%	15%	10%	10%	5%
Score ID	Total Points	Adjusted Field Points	Attractor Score	Diabetes Score	Crash Score	Socioeconomic Score	Project Priority Score	School Score
38	**1817**	39	1000	178	0	200	400	0
39	**1815**	262	1000	153	0	200	0	200
40	**1813**	132	1000	181	0	300	0	200
41	**1812**	285	1000	127	0	200	0	200
42	**1805**	778	500	127	0	200	0	200
43	**1804**	123	1000	181	0	300	0	200
44	**1795**	114	1000	181	0	300	0	200
45	**1790**	109	1000	181	0	300	0	200
46	**1761**	183	1000	178	0	200	0	200
47	**1755**	574	500	181	0	300	0	200
48	**1754**	73	1000	181	0	300	0	200
49	**1751**	224	1000	127	0	200	0	200
50	**1750**	223	1000	127	0	200	0	200
51	**1748**	221	1000	127	0	200	0	200
52	**1739**	161	1000	178	0	200	0	200
53	**1734**	207	1000	127	0	200	0	200
54	**1732**	154	1000	178	0	200	0	200
55	**1729**	151	1000	178	0	200	0	200
56	**1729**	151	1000	178	0	200	0	200
57	**1727**	149	1000	178	0	200	0	200
58	**1720**	39	1000	181	0	300	0	200
59	**1710**	132	1000	178	0	200	0	200
60	**1710**	132	1000	178	0	200	0	200
61	**1710**	132	1000	178	0	200	0	200
62	**1710**	132	1000	178	0	200	0	200
63	**1708**	130	1000	178	0	200	0	200
64	**1703**	125	1000	178	0	200	0	200
65	**1703**	125	1000	178	0	200	0	200
66	**1700**	19	1000	181	0	300	0	200
67	**1698**	171	1000	127	0	200	0	200
68	**1694**	167	1000	127	0	200	0	200
69	**1692**	114	1000	178	0	200	0	200
70	**1692**	114	1000	178	0	200	0	200
71	**1690**	112	1000	178	0	200	0	200
72	**1684**	157	1000	127	0	200	0	200
73	**1678**	151	1000	127	0	200	0	200
74	**1677**	150	1000	127	0	200	0	200

North County Metro Point Total

	100%	25%	25%	10%	15%	10%	10%	5%
Score ID	Total Points	Adjusted Field Points	Attractor Score	Diabetes Score	Crash Score	Socioeconomic Score	Project Priority Score	School Score
75	**1673**	95	1000	178	0	200	0	200
76	**1673**	95	1000	178	0	200	0	200
77	**1673**	95	1000	178	0	200	0	200
78	**1673**	95	1000	178	0	200	0	200
79	**1670**	292	1000	178	0	200	0	0
80	**1666**	139	1000	127	0	200	0	200
81	**1665**	138	1000	127	0	200	0	200
82	**1659**	132	1000	127	0	200	0	200
83	**1659**	132	1000	127	0	200	0	200
84	**1659**	132	1000	127	0	200	0	200
85	**1659**	132	1000	127	0	200	0	200
86	**1654**	76	1000	178	0	200	0	200
87	**1654**	127	1000	127	0	200	0	200
88	**1649**	122	1000	127	0	200	0	200
89	**1646**	119	1000	127	0	200	0	200
90	**1646**	119	1000	127	0	200	0	200
91	**1646**	68	1000	178	0	200	0	200
92	**1641**	114	1000	127	0	200	0	200
93	**1641**	114	1000	127	0	200	0	200
94	**1641**	114	1000	127	0	200	0	200
95	**1641**	114	1000	127	0	200	0	200
96	**1641**	114	1000	127	0	200	0	200
97	**1641**	114	1000	127	0	200	0	200
98	**1637**	59	1000	178	0	200	0	200
99	**1636**	109	1000	127	0	200	0	200
100	**1636**	58	1000	178	0	200	0	200
101	**1636**	58	1000	178	0	200	0	200
102	**1636**	58	1000	178	0	200	0	200
103	**1636**	58	1000	178	0	200	0	200
104	**1634**	107	1000	127	0	200	0	200
105	**1633**	55	1000	178	0	200	0	200
106	**1627**	100	1000	127	0	200	0	200
107	**1624**	97	1000	127	0	200	0	200
108	**1623**	442	500	181	0	300	0	200
109	**1622**	44	1000	178	0	200	0	200
110	**1622**	95	1000	127	0	200	0	200
111	**1618**	91	1000	127	0	200	0	200

North County Metro Point Total

	100%	25%	25%	10%	15%	10%	10%	5%
Score ID	Total Points	Adjusted Field Points	Attractor Score	Diabetes Score	Crash Score	Socioeconomic Score	Project Priority Score	School Score
112	**1617**	39	1000	178	0	200	0	200
113	**1617**	39	1000	178	0	200	0	200
114	**1617**	39	1000	178	0	200	0	200
115	**1617**	39	1000	178	0	200	0	200
116	**1617**	39	1000	178	0	200	0	200
117	**1617**	39	1000	178	0	200	0	200
118	**1617**	39	1000	178	0	200	0	200
119	**1608**	81	1000	127	0	200	0	200
120	**1607**	29	1000	178	0	200	0	200
121	**1605**	78	1000	127	0	200	0	200
122	**1603**	76	1000	127	0	200	0	200
123	**1602**	75	1000	127	0	200	0	200
124	**1596**	69	1000	127	0	200	0	200
125	**1592**	39	1000	153	0	200	0	200
126	**1589**	62	1000	127	0	200	0	200
127	**1586**	59	1000	127	0	200	0	200
128	**1586**	59	1000	127	0	200	0	200
129	**1582**	55	1000	127	0	200	0	200
130	**1578**	0	1000	178	0	200	0	200
131	**1578**	0	1000	178	0	200	0	200
132	**1571**	44	1000	127	0	200	0	200
133	**1569**	42	1000	127	0	200	0	200
134	**1566**	39	1000	127	0	200	0	200
135	**1566**	39	1000	127	0	200	0	200
136	**1566**	39	1000	127	0	200	0	200
137	**1557**	30	1000	127	0	200	0	200
138	**1557**	30	1000	127	0	200	0	200
139	**1548**	21	1000	127	0	200	0	200
140	**1544**	17	1000	127	0	200	0	200
141	**1544**	17	1000	127	0	200	0	200
142	**1541**	14	1000	127	0	200	0	200
143	**1540**	13	1000	127	0	200	0	200
144	**1540**	13	1000	127	0	200	0	200
145	**1537**	10	1000	127	0	200	0	200
146	**1511**	242	1000	69	0	0	0	200
147	**1503**	125	1000	178	0	200	0	0
148	**1479**	298	500	181	0	300	0	200

North County Metro Point Total

	100%	25%	25%	10%	15%	10%	10%	5%
Score ID	Total Points	Adjusted Field Points	Attractor Score	Diabetes Score	Crash Score	Socioeconomic Score	Project Priority Score	School Score
149	**1473**	95	1000	178	0	200	0	0
150	**1473**	95	1000	178	0	200	0	0
151	**1461**	383	500	178	0	200	0	200
152	**1447**	369	500	178	0	200	0	200
153	**1402**	375	500	127	0	200	0	200
154	**1396**	127	1000	69	0	0	0	200
155	**1395**	117	500	178	0	200	400	0
156	**1394**	316	500	178	0	200	0	200
157	**1384**	203	500	181	0	300	0	200
158	**1376**	298	500	178	0	200	0	200
159	**1369**	188	500	181	0	300	0	200
160	**1351**	170	500	181	0	300	0	200
161	**1338**	157	500	181	0	300	0	200
162	**1332**	151	500	181	0	300	0	200
163	**1329**	302	500	127	0	200	0	200
164	**1322**	244	500	178	0	200	0	200
165	**1321**	243	500	178	0	200	0	200
166	**1303**	225	500	178	0	200	0	200
167	**1303**	122	500	181	0	300	0	200
168	**1295**	114	500	181	0	300	0	200
169	**1283**	205	500	178	0	200	0	200
170	**1282**	204	500	178	0	200	0	200
171	**1276**	95	500	181	0	300	0	200
172	**1265**	238	500	127	0	200	0	200
173	**1258**	231	500	127	0	200	0	200
174	**1256**	178	500	178	0	200	0	200
175	**1256**	178	500	178	0	200	0	200
176	**1250**	172	500	178	0	200	0	200
177	**1248**	170	500	178	0	200	0	200
178	**1243**	62	500	181	0	300	0	200
179	**1239**	58	500	181	0	300	0	200
180	**1237**	159	500	178	0	200	0	200
181	**1236**	209	500	127	0	200	0	200
182	**1233**	52	500	181	0	300	0	200
183	**1232**	205	500	127	0	200	0	200
184	**1231**	153	500	178	0	200	0	200
185	**1229**	151	500	178	0	200	0	200

North County Metro Point Total

	100%	25%	25%	10%	15%	10%	10%	5%
Score ID	Total Points	Adjusted Field Points	Attractor Score	Diabetes Score	Crash Score	Socioeconomic Score	Project Priority Score	School Score
186	**1229**	202	500	127	0	200	0	200
187	**1224**	146	500	178	0	200	0	200
188	**1223**	196	500	127	0	200	0	200
189	**1220**	39	500	181	0	300	0	200
190	**1220**	39	500	181	0	300	0	200
191	**1218**	191	500	127	0	200	0	200
192	**1203**	125	500	178	0	200	0	200
193	**1192**	114	500	178	0	200	0	200
194	**1192**	114	500	178	0	200	0	200
195	**1192**	114	500	178	0	200	0	200
196	**1184**	106	500	178	0	200	0	200
197	**1179**	152	500	127	0	200	0	200
198	**1178**	100	500	178	0	200	0	200
199	**1173**	95	500	178	0	200	0	200
200	**1173**	95	500	178	0	200	0	200
201	**1172**	145	500	127	0	200	0	200
202	**1171**	144	500	127	0	200	0	200
203	**1166**	88	500	178	0	200	0	200
204	**1162**	135	500	127	0	200	0	200
205	**1159**	132	500	127	0	200	0	200
206	**1158**	131	500	127	0	200	0	200
207	**1156**	129	500	127	0	200	0	200
208	**1154**	76	500	178	0	200	0	200
209	**1154**	76	500	178	0	200	0	200
210	**1154**	76	500	178	0	200	0	200
211	**1151**	73	500	178	0	200	0	200
212	**1142**	115	500	127	0	200	0	200
213	**1142**	115	500	127	0	200	0	200
214	**1141**	263	500	178	0	200	0	0
215	**1140**	362	0	178	0	200	400	0
216	**1140**	62	500	178	0	200	0	200
217	**1138**	60	500	178	0	200	0	200
218	**1134**	56	500	178	0	200	0	200
219	**1128**	50	500	178	0	200	0	200
220	**1122**	95	500	127	0	200	0	200
221	**1117**	39	500	178	0	200	0	200
222	**1117**	39	500	178	0	200	0	200

North County Metro Point Total

	100%	25%	25%	10%	15%	10%	10%	5%
Score ID	Total Points	Adjusted Field Points	Attractor Score	Diabetes Score	Crash Score	Socioeconomic Score	Project Priority Score	School Score
223	**1117**	39	500	178	0	200	0	200
224	**1117**	39	500	178	0	200	0	200
225	**1117**	39	500	178	0	200	0	200
226	**1117**	39	500	178	0	200	0	200
227	**1117**	39	500	178	0	200	0	200
228	**1117**	39	500	178	0	200	0	200
229	**1117**	39	500	178	0	200	0	200
230	**1116**	89	500	127	0	200	0	200
231	**1114**	36	500	178	0	200	0	200
232	**1113**	86	500	127	0	200	0	200
233	**1110**	83	500	127	0	200	0	200
234	**1108**	81	500	127	0	200	0	200
235	**1108**	30	500	178	0	200	0	200
236	**1097**	19	500	178	0	200	0	200
237	**1093**	66	500	127	0	200	0	200
238	**1092**	65	500	127	0	200	0	200
239	**1091**	13	500	178	0	200	0	200
240	**1085**	58	500	127	0	200	0	200
241	**1085**	58	500	127	0	200	0	200
242	**1079**	398	0	181	0	300	0	200
243	**1075**	48	500	127	0	200	0	200
244	**1066**	188	500	178	0	200	0	0
245	**1066**	39	500	127	0	200	0	200
246	**1066**	39	500	127	0	200	0	200
247	**1066**	39	500	127	0	200	0	200
248	**1066**	39	500	127	0	200	0	200
249	**1066**	39	500	127	0	200	0	200
250	**1066**	39	500	127	0	200	0	200
251	**1066**	39	500	127	0	200	0	200
252	**1062**	35	500	127	0	200	0	200
253	**1048**	170	500	178	0	200	0	0
254	**1040**	13	500	127	0	200	0	200
255	**1037**	10	500	127	0	200	0	200
256	**1037**	10	500	127	0	200	0	200
257	**1027**	0	500	127	0	200	0	200
258	**1022**	144	500	178	0	200	0	0
259	**1022**	144	500	178	0	200	0	0

North County Metro Point Total

	100%	25%	25%	10%	15%	10%	10%	5%
Score ID	Total Points	Adjusted Field Points	Attractor Score	Diabetes Score	Crash Score	Socioeconomic Score	Project Priority Score	School Score
260	**1013**	386	500	127	0	0	0	0
261	**1013**	332	0	181	0	300	0	200
262	**956**	378	0	178	0	200	0	200
263	**953**	575	0	178	0	200	0	0
264	**942**	364	0	178	0	200	0	200
265	**938**	360	0	178	0	200	0	200
266	**936**	255	0	181	0	300	0	200
267	**936**	358	0	178	0	200	0	200
268	**923**	242	0	181	0	300	0	200
269	**921**	394	0	127	0	200	0	200
270	**912**	231	0	181	0	300	0	200
271	**912**	385	0	127	0	200	0	200
272	**901**	220	0	181	0	300	0	200
273	**896**	215	0	181	0	300	0	200
274	**892**	114	0	178	0	200	400	0
275	**877**	250	500	127	0	0	0	0
276	**873**	295	0	178	0	200	0	200
277	**866**	339	0	127	0	200	0	200
278	**864**	95	500	69	0	0	0	200
279	**864**	183	0	181	0	300	0	200
280	**864**	183	0	181	0	300	0	200
281	**864**	183	0	181	0	300	0	200
282	**863**	182	0	181	0	300	0	200
283	**859**	281	0	178	0	200	0	200
284	**851**	170	0	181	0	300	0	200
285	**850**	81	500	69	0	0	0	200
286	**845**	164	0	181	0	300	0	200
287	**836**	258	0	178	0	200	0	200
288	**835**	154	0	181	0	300	0	200
289	**832**	305	0	127	0	200	0	200
290	**832**	454	0	178	0	200	0	0
291	**827**	146	0	181	0	300	0	200
292	**825**	144	0	181	0	300	0	200
293	**821**	140	0	181	0	300	0	200
294	**817**	39	0	178	0	200	400	0
295	**816**	135	0	181	0	300	0	200
296	**816**	135	0	181	0	300	0	200

North County Metro Point Total

	100%	25%	25%	10%	15%	10%	10%	5%
Score ID	Total Points	Adjusted Field Points	Attractor Score	Diabetes Score	Crash Score	Socioeconomic Score	Project Priority Score	School Score
297	**813**	132	0	181	0	300	0	200
298	**812**	234	0	178	0	200	0	200
299	**811**	130	0	181	0	300	0	200
300	**809**	282	0	127	0	200	0	200
301	**809**	282	0	127	0	200	0	200
302	**799**	118	0	181	0	300	0	200
303	**792**	265	0	127	0	200	0	200
304	**791**	110	0	181	0	300	0	200
305	**790**	212	0	178	0	200	0	200
306	**786**	105	0	181	0	300	0	200
307	**782**	101	0	181	0	300	0	200
308	**781**	100	0	181	0	300	0	200
309	**780**	202	0	178	0	200	0	200
310	**779**	252	0	127	0	200	0	200
311	**778**	97	0	181	0	300	0	200
312	**777**	399	0	178	0	200	0	0
313	**776**	95	0	181	0	300	0	200
314	**772**	194	0	178	0	200	0	200
315	**768**	190	0	178	0	200	0	200
316	**768**	441	0	127	0	200	0	0
317	**767**	86	0	181	0	300	0	200
318	**765**	84	0	181	0	300	0	200
319	**761**	183	0	178	0	200	0	200
320	**759**	78	0	181	0	300	0	200
321	**757**	76	0	181	0	300	0	200
322	**753**	175	0	178	0	200	0	200
323	**752**	174	0	178	0	200	0	200
324	**752**	174	0	178	0	200	0	200
325	**751**	173	0	178	0	200	0	200
326	**745**	218	0	127	0	200	0	200
327	**742**	164	0	178	0	200	0	200
328	**741**	163	0	178	0	200	0	200
329	**739**	58	0	181	0	300	0	200
330	**739**	58	0	181	0	300	0	200
331	**739**	58	0	181	0	300	0	200
332	**739**	58	0	181	0	300	0	200
333	**739**	58	0	181	0	300	0	200

North County Metro Point Total

	100%	25%	25%	10%	15%	10%	10%	5%
Score ID	Total Points	Adjusted Field Points	Attractor Score	Diabetes Score	Crash Score	Socioeconomic Score	Project Priority Score	School Score
334	**739**	58	0	181	0	300	0	200
335	**736**	158	0	178	0	200	0	200
336	**734**	156	0	178	0	200	0	200
337	**722**	144	0	178	0	200	0	200
338	**720**	39	0	181	0	300	0	200
339	**720**	39	0	181	0	300	0	200
340	**720**	39	0	181	0	300	0	200
341	**720**	39	0	181	0	300	0	200
342	**720**	39	0	181	0	300	0	200
343	**720**	39	0	181	0	300	0	200
344	**713**	135	0	178	0	200	0	200
345	**710**	29	0	181	0	300	0	200
346	**708**	130	0	178	0	200	0	200
347	**704**	126	0	178	0	200	0	200
348	**704**	126	0	178	0	200	0	200
349	**703**	125	0	178	0	200	0	200
350	**696**	118	0	178	0	200	0	200
351	**694**	167	0	127	0	200	0	200
352	**693**	115	0	178	0	200	0	200
353	**693**	115	0	178	0	200	0	200
354	**692**	114	0	178	0	200	0	200
355	**692**	114	0	178	0	200	0	200
356	**685**	107	0	178	0	200	0	200
357	**684**	157	0	127	0	200	0	200
358	**684**	106	0	178	0	200	0	200
359	**681**	103	0	178	0	200	0	200
360	**681**	0	0	181	0	300	0	200
361	**681**	0	0	181	0	300	0	200
362	**678**	151	0	127	0	200	0	200
363	**678**	151	0	127	0	200	0	200
364	**677**	99	0	178	0	200	0	200
365	**673**	95	0	178	0	200	0	200
366	**673**	95	0	178	0	200	0	200
367	**673**	95	0	178	0	200	0	200
368	**673**	95	0	178	0	200	0	200
369	**673**	95	0	178	0	200	0	200
370	**671**	93	0	178	0	200	0	200

North County Metro Point Total

	100%	25%	25%	10%	15%	10%	10%	5%
Score ID	Total Points	Adjusted Field Points	Attractor Score	Diabetes Score	Crash Score	Socioeconomic Score	Project Priority Score	School Score
371	**671**	93	0	178	0	200	0	200
372	**666**	88	0	178	0	200	0	200
373	**666**	185	0	181	0	300	0	0
374	**662**	84	0	178	0	200	0	200
375	**660**	82	0	178	0	200	0	200
376	**659**	132	0	127	0	200	0	200
377	**659**	132	0	127	0	200	0	200
378	**659**	132	0	127	0	200	0	200
379	**656**	175	0	181	0	300	0	0
380	**654**	76	0	178	0	200	0	200
381	**654**	76	0	178	0	200	0	200
382	**654**	76	0	178	0	200	0	200
383	**654**	76	0	178	0	200	0	200
384	**654**	76	0	178	0	200	0	200
385	**654**	76	0	178	0	200	0	200
386	**654**	76	0	178	0	200	0	200
387	**654**	76	0	178	0	200	0	200
388	**654**	76	0	178	0	200	0	200
389	**654**	76	0	178	0	200	0	200
390	**648**	70	0	178	0	200	0	200
391	**646**	68	0	178	0	200	0	200
392	**646**	68	0	178	0	200	0	200
393	**646**	68	0	178	0	200	0	200
394	**636**	58	0	178	0	200	0	200
395	**636**	58	0	178	0	200	0	200
396	**636**	58	0	178	0	200	0	200
397	**636**	58	0	178	0	200	0	200
398	**636**	58	0	178	0	200	0	200
399	**632**	105	0	127	0	200	0	200
400	**630**	52	0	178	0	200	0	200
401	**629**	51	0	178	0	200	0	200
402	**626**	48	0	178	0	200	0	200
403	**617**	39	0	178	0	200	0	200
404	**617**	39	0	178	0	200	0	200
405	**617**	39	0	178	0	200	0	200
406	**617**	39	0	178	0	200	0	200
407	**617**	39	0	178	0	200	0	200

North County Metro Point Total

	100%	25%	25%	10%	15%	10%	10%	5%
Score ID	Total Points	Adjusted Field Points	Attractor Score	Diabetes Score	Crash Score	Socioeconomic Score	Project Priority Score	School Score
408	**617**	39	0	178	0	200	0	200
409	**617**	39	0	178	0	200	0	200
410	**617**	39	0	178	0	200	0	200
411	**617**	39	0	178	0	200	0	200
412	**617**	39	0	178	0	200	0	200
413	**617**	39	0	178	0	200	0	200
414	**617**	39	0	178	0	200	0	200
415	**617**	39	0	178	0	200	0	200
416	**615**	37	0	178	0	200	0	200
417	**615**	288	0	127	0	200	0	0
418	**613**	286	0	127	0	200	0	0
419	**607**	80	0	127	0	200	0	200
420	**607**	29	0	178	0	200	0	200
421	**605**	78	0	127	0	200	0	200
422	**604**	123	0	181	0	300	0	0
423	**603**	76	0	127	0	200	0	200
424	**603**	76	0	127	0	200	0	200
425	**603**	122	0	181	0	300	0	0
426	**599**	21	0	178	0	200	0	200
427	**595**	17	0	178	0	200	0	200
428	**594**	16	0	178	0	200	0	200
429	**594**	16	0	178	0	200	0	200
430	**588**	10	0	178	0	200	0	200
431	**588**	10	0	178	0	200	0	200
432	**588**	261	0	127	0	200	0	0
433	**578**	0	0	178	0	200	0	200
434	**578**	0	0	178	0	200	0	200
435	**578**	0	0	178	0	200	0	200
436	**578**	0	0	178	0	200	0	200
437	**578**	0	0	178	0	200	0	200
438	**578**	0	0	178	0	200	0	200
439	**578**	0	0	178	0	200	0	200
440	**578**	0	0	178	0	200	0	200
441	**578**	0	0	178	0	200	0	200
442	**578**	0	0	178	0	200	0	200
443	**578**	0	0	178	0	200	0	200
444	**578**	0	0	178	0	200	0	200

North County Metro Point Total

	100%	25%	25%	10%	15%	10%	10%	5%
Score ID	Total Points	Adjusted Field Points	Attractor Score	Diabetes Score	Crash Score	Socioeconomic Score	Project Priority Score	School Score
445	**578**	0	0	178	0	200	0	200
446	**578**	0	0	178	0	200	0	200
447	**571**	44	0	127	0	200	0	200
448	**566**	39	0	127	0	200	0	200
449	**566**	39	0	127	0	200	0	200
450	**565**	187	0	178	0	200	0	0
451	**565**	84	0	181	0	300	0	0
452	**563**	236	0	127	0	200	0	0
453	**562**	35	0	127	0	200	0	200
454	**561**	183	0	178	0	200	0	0
455	**557**	76	0	181	0	300	0	0
456	**557**	76	0	181	0	300	0	0
457	**553**	226	0	127	0	200	0	0
458	**549**	68	0	181	0	300	0	0
459	**540**	13	0	127	0	200	0	200
460	**540**	13	0	127	0	200	0	200
461	**540**	13	0	127	0	200	0	200
462	**540**	13	0	127	0	200	0	200
463	**537**	10	0	127	0	200	0	200
464	**537**	56	0	181	0	300	0	0
465	**534**	207	0	127	0	200	0	0
466	**534**	207	0	127	0	200	0	0
467	**534**	207	0	127	0	200	0	0
468	**530**	203	0	127	0	200	0	0
469	**530**	152	0	178	0	200	0	0
470	**527**	0	0	127	0	200	0	200
471	**527**	0	0	127	0	200	0	200
472	**527**	0	0	127	0	200	0	200
473	**527**	0	0	127	0	200	0	200
474	**527**	0	0	127	0	200	0	200
475	**524**	146	0	178	0	200	0	0
476	**520**	39	0	181	0	300	0	0
477	**520**	39	0	181	0	300	0	0
478	**520**	39	0	181	0	300	0	0
479	**520**	39	0	181	0	300	0	0
480	**510**	183	0	127	0	200	0	0
481	**510**	183	0	127	0	200	0	0

North County Metro Point Total

	100%	25%	25%	10%	15%	10%	10%	5%
Score ID	Total Points	Adjusted Field Points	Attractor Score	Diabetes Score	Crash Score	Socioeconomic Score	Project Priority Score	School Score
482	**503**	125	0	178	0	200	0	0
483	**498**	171	0	127	0	200	0	0
484	**497**	170	0	127	0	200	0	0
485	**489**	162	0	127	0	200	0	0
486	**478**	151	0	127	0	200	0	0
487	**473**	95	0	178	0	200	0	0
488	**473**	95	0	178	0	200	0	0
489	**472**	94	0	178	0	200	0	0
490	**464**	86	0	178	0	200	0	0
491	**457**	79	0	178	0	200	0	0
492	**454**	76	0	178	0	200	0	0
493	**446**	68	0	178	0	200	0	0
494	**442**	115	0	127	0	200	0	0
495	**441**	114	0	127	0	200	0	0
496	**436**	58	0	178	0	200	0	0
497	**436**	58	0	178	0	200	0	0
498	**436**	58	0	178	0	200	0	0
499	**422**	95	0	127	0	200	0	0
500	**421**	94	0	127	0	200	0	0
501	**419**	92	0	127	0	200	0	0
502	**417**	39	0	178	0	200	0	0
503	**417**	39	0	178	0	200	0	0
504	**417**	39	0	178	0	200	0	0
505	**417**	39	0	178	0	200	0	0
506	**417**	39	0	178	0	200	0	0
507	**417**	39	0	178	0	200	0	0
508	**417**	39	0	178	0	200	0	0
509	**416**	89	0	127	0	200	0	0
510	**414**	87	0	127	0	200	0	0
511	**409**	82	0	127	0	200	0	0
512	**408**	30	0	178	0	200	0	0
513	**405**	78	0	127	0	200	0	0
514	**403**	76	0	127	0	200	0	0
515	**403**	76	0	127	0	200	0	0
516	**403**	76	0	127	0	200	0	0
517	**402**	75	0	127	0	200	0	0
518	**401**	23	0	178	0	200	0	0

North County Metro Point Total

	100%	25%	25%	10%	15%	10%	10%	5%
Score ID	Total Points	Adjusted Field Points	Attractor Score	Diabetes Score	Crash Score	Socioeconomic Score	Project Priority Score	School Score
519	**391**	122	0	69	0	0	0	200
520	**385**	58	0	127	0	200	0	0
521	**385**	58	0	127	0	200	0	0
522	**385**	58	0	127	0	200	0	0
523	**385**	58	0	127	0	200	0	0
524	**385**	58	0	127	0	200	0	0
525	**385**	58	0	127	0	200	0	0
526	**382**	255	0	127	0	0	0	0
527	**373**	246	0	127	0	0	0	0
528	**371**	44	0	127	0	200	0	0
529	**366**	39	0	127	0	200	0	0
530	**366**	39	0	127	0	200	0	0
531	**366**	39	0	127	0	200	0	0
532	**353**	84	0	69	0	0	0	200
533	**353**	84	0	69	0	0	0	200
534	**347**	220	0	127	0	0	0	0
535	**327**	0	0	127	0	200	0	0
536	**327**	0	0	127	0	200	0	0
537	**308**	39	0	69	0	0	0	200
538	**269**	142	0	127	0	0	0	0
539	**261**	134	0	127	0	0	0	0
540	**241**	114	0	127	0	0	0	0
541	**222**	95	0	127	0	0	0	0
542	**218**	91	0	127	0	0	0	0
543	**203**	76	0	127	0	0	0	0
544	**203**	76	0	127	0	0	0	0
545	**203**	76	0	127	0	0	0	0
546	**202**	75	0	127	0	0	0	0
547	**185**	58	0	127	0	0	0	0
548	**185**	58	0	127	0	0	0	0
549	**185**	58	0	127	0	0	0	0
550	**166**	39	0	127	0	0	0	0
551	**166**	39	0	127	0	0	0	0
552	**166**	39	0	127	0	0	0	0
553	**166**	39	0	127	0	0	0	0
554	**166**	39	0	127	0	0	0	0
555	**166**	39	0	127	0	0	0	0

North County Metro Point Total

	100%	25%	25%	10%	15%	10%	10%	5%
Score ID	Total Points	Adjusted Field Points	Attractor Score	Diabetes Score	Crash Score	Socioeconomic Score	Project Priority Score	School Score
556	**144**	17	0	127	0	0	0	0
557	**144**	17	0	127	0	0	0	0

This page intentionally left blank

North Mountain

PGA Results

This page intentionally left blank

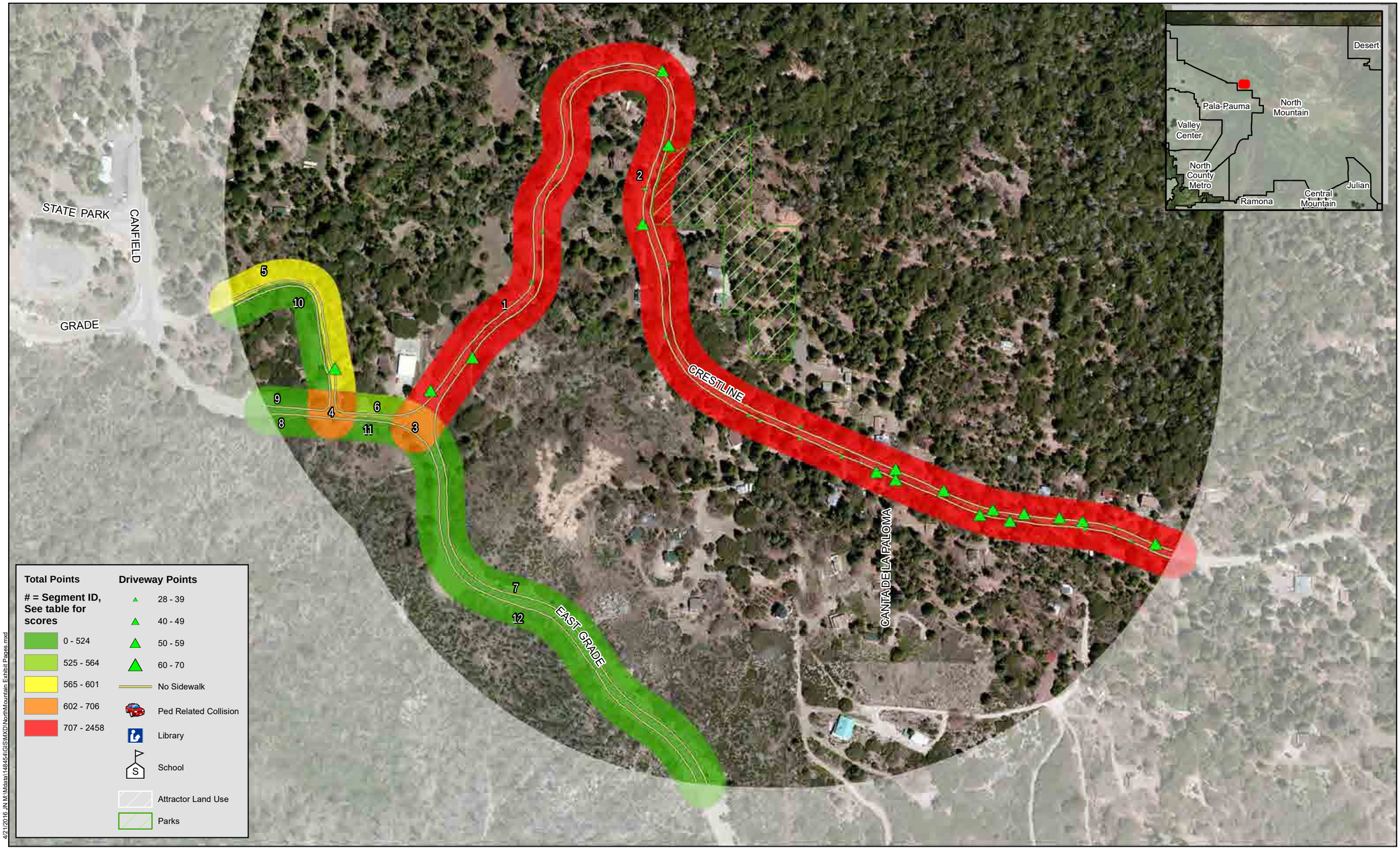

4/21/2016 JN M:\Mdata\148454\GIS\MXD\NorthMountain Exhibit Pages.mxd

Michael Baker INTERNATIONAL

0 250 500 1,000 Feet

Source: San Diego County, SANDAG, SanGIS, Eagle Aerial, ESRI

San Diego County ATP

North Mountain PGA

Map

North Mountain Point Total

	100%	25%	25%	10%	15%	10%	10%	5%
Score ID	Total Points	Adjusted Field Points	Attractor Score	Diabetes Score	Crash Score	Socioeconomic Score	Project Priority Score	School Score
1	**2458**	1000	1000	158	0	300	0	0
2	**2317**	859	1000	158	0	300	0	0
3	**706**	248	0	158	0	300	0	0
4	**706**	248	0	158	0	300	0	0
5	**602**	144	0	158	0	300	0	0
6	**565**	107	0	158	0	300	0	0
7	**524**	66	0	158	0	300	0	0
8	**524**	66	0	158	0	300	0	0
9	**524**	66	0	158	0	300	0	0
10	**524**	66	0	158	0	300	0	0
11	**524**	66	0	158	0	300	0	0
12	**524**	66	0	158	0	300	0	0

This page intentionally left blank

Pala Pauma

PGA Results

This page intentionally left blank

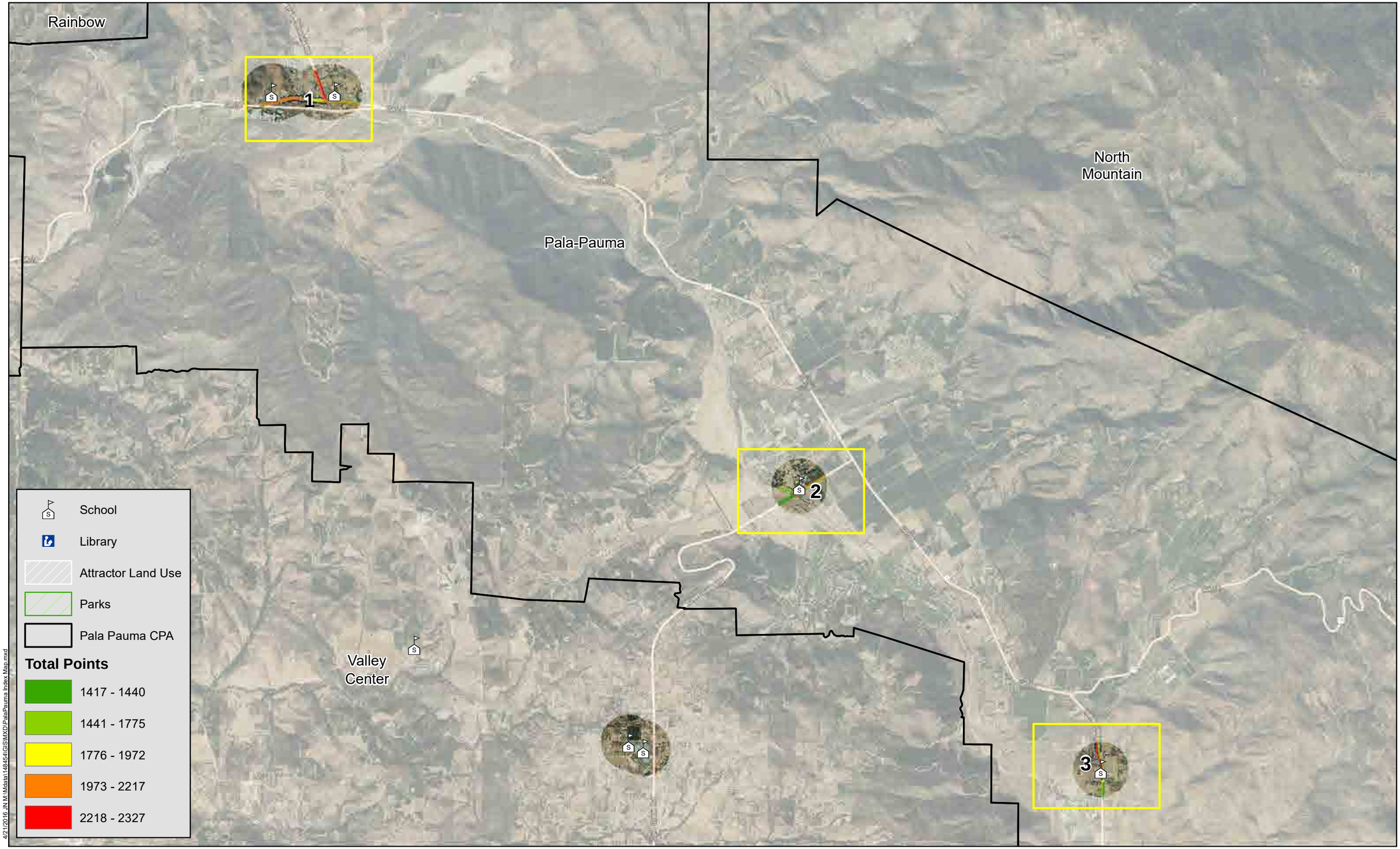

Michael Baker INTERNATIONAL

0 2,000 4,000 8,000 Feet

Source: San Diego County, SANDAG, SanGIS, Eagle Aerial, ESRI

San Diego County ATP

Pala Pauma PGA

Index Map

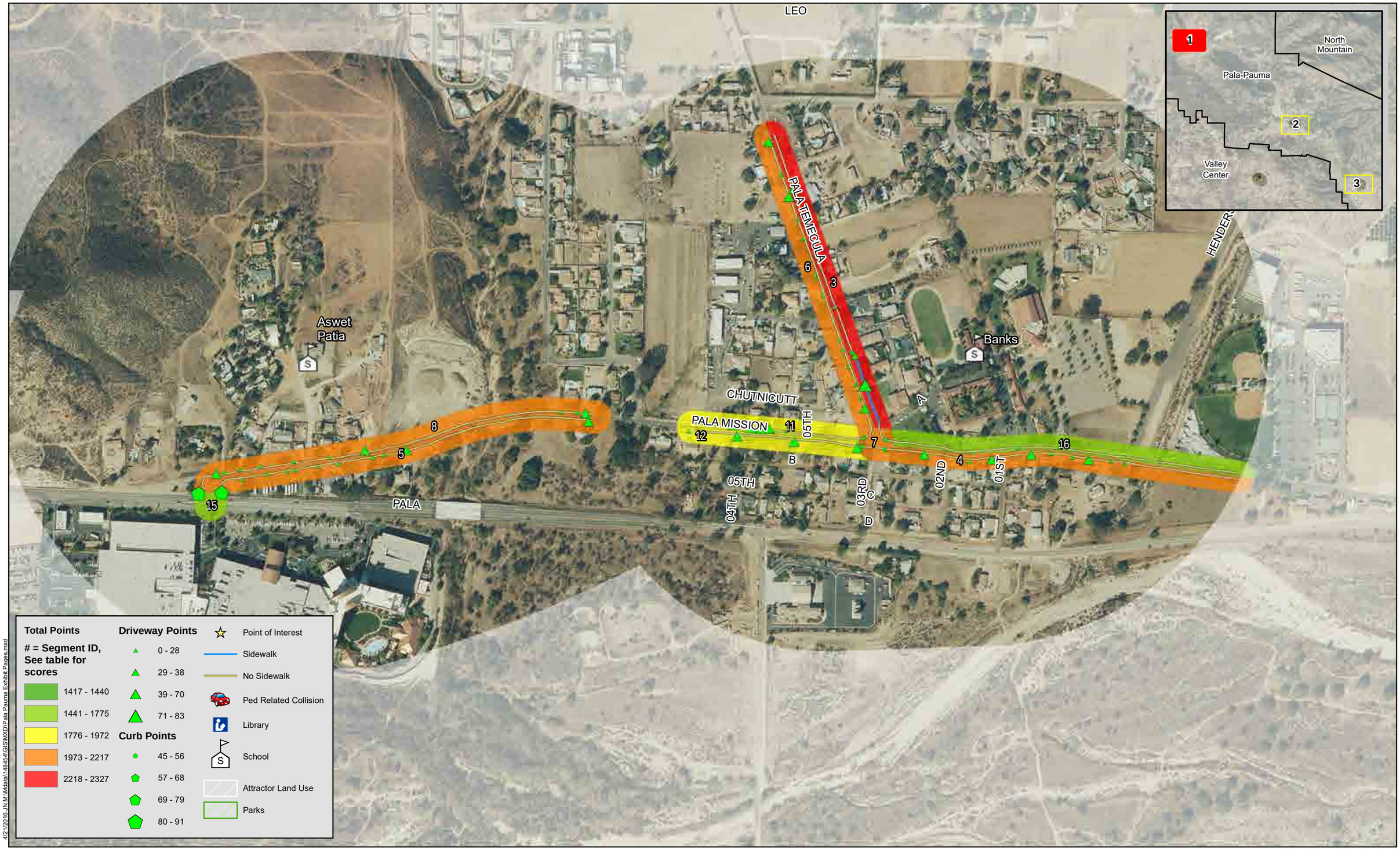

Michael Baker INTERNATIONAL

0 250 500 1,000 Feet

Source: San Diego County, SANDAG, SanGIS, Eagle Aerial, ESRI

San Diego County ATP

Pala Pauma PGA

Map 1



4/21/2016 JN:M:\Mdata\14845\GIS\MXD\Pala Pauma Exhibit Pages.mxd

Michael Baker INTERNATIONAL

0 250 500 1,000 Feet

Source: San Diego County, SANDAG, SanGIS, Eagle Aerial, ESRI

San Diego County ATP

Pala Pauma PGA

Map 2

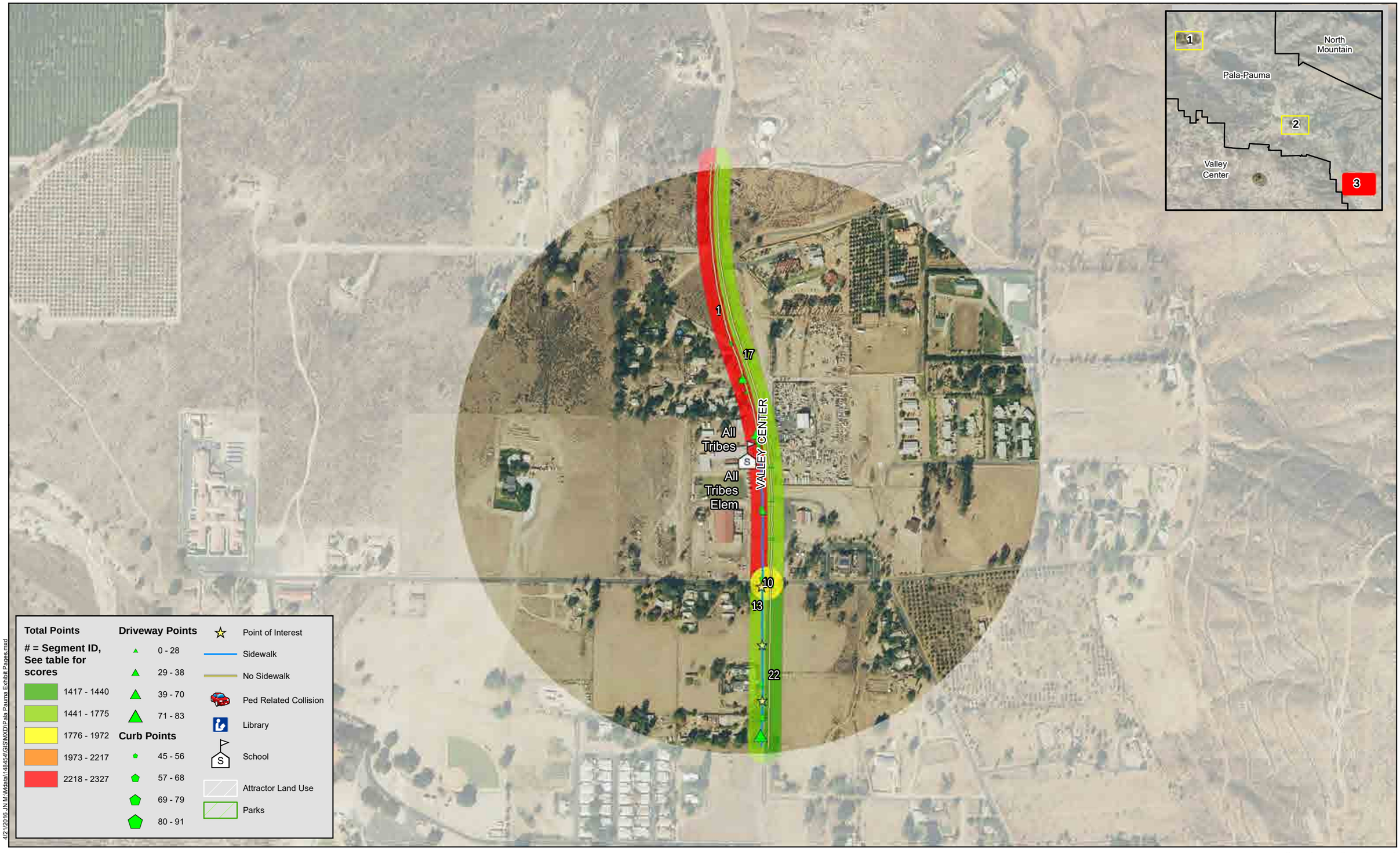

4/21/2016 J:\M:\Mdata\14845\GIS\MXD\Pala Pauma Exhibit Pages.mxd

Michael Baker INTERNATIONAL

0 250 500 1,000 Feet

Source: San Diego County, SANDAG, SanGIS, Eagle Aerial, ESRI

San Diego County ATP

Pala Pauma PGA

Map 3

Pala Pauma Point Total

	100%	25%	25%	10%	15%	10%	10%	5%
Score ID	Total Points	Adjusted Field Points	Attractor Score	Diabetes Score	Crash Score	Socioeconomic Score	Project Priority Score	School Score
1	**2327**	1000	1000	127	0	0	0	200
2	**2279**	929	1000	150	0	0	0	200
3	**2268**	918	1000	150	0	0	0	200
4	**2217**	867	1000	150	0	0	0	200
5	**2207**	857	1000	150	0	0	0	200
6	**2195**	845	1000	150	0	0	0	200
7	**2159**	809	1000	150	0	0	0	200
8	**2131**	781	1000	150	0	0	0	200
9	**2077**	727	1000	150	0	0	0	200
10	**1973**	646	1000	127	0	0	0	200
11	**1952**	602	1000	150	0	0	0	200
12	**1870**	520	1000	150	0	0	0	200
13	**1775**	448	1000	127	0	0	0	200
14	**1736**	409	1000	127	0	0	0	200
15	**1720**	370	1000	150	0	0	0	200
16	**1659**	332	1000	127	0	0	0	200
17	**1662**	312	1000	150	0	0	0	200
18	**1575**	225	1000	150	0	0	0	200
19	**1575**	225	1000	150	0	0	0	200
20	**1441**	91	1000	150	0	0	0	200
21	**1418**	91	1000	127	0	0	0	200
22	**1418**	91	1000	127	0	0	0	200

This page intentionally left blank

Pendleton De Luz

PGA Results

This page intentionally left blank

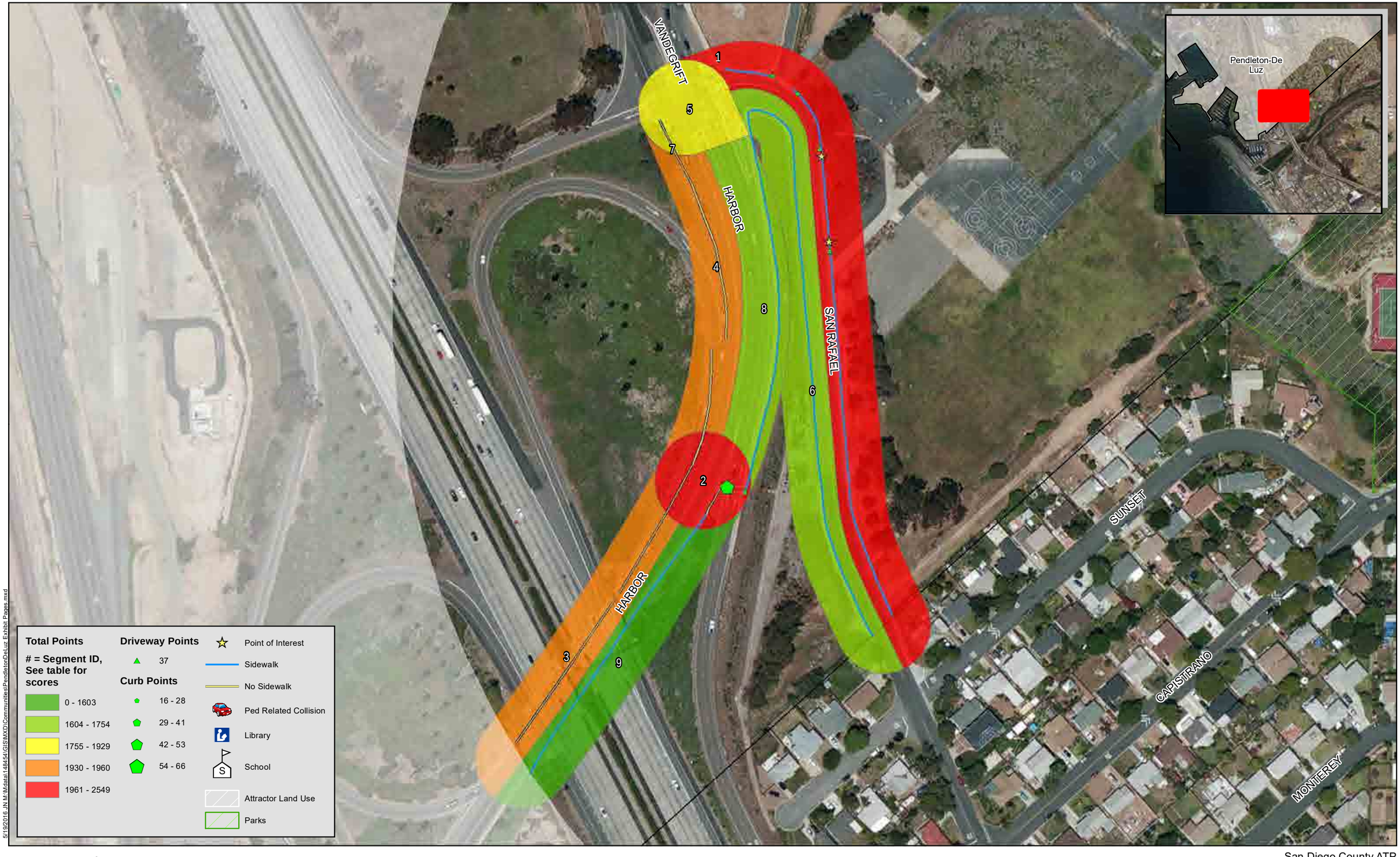

5/19/2016 JN M:\Mdata\148454\GIS\MXD\Communities\PendletonDeLuz Exhibit Pages.mxd

Michael Baker INTERNATIONAL

0 250 500 1,000 Feet

Source: San Diego County, SANDAG, SanGIS, Eagle Aerial, ESRI

San Diego County ATP

Pendleton-De Luz PGA

Map 1

Pendleton-De Luz Point Total

	100%	25%	25%	10%	15%	10%	10%	5%
Score ID	Total Points	Adjusted Field Points	Attractor Score	Diabetes Score	Crash Score	Socioeconomic Score	Project Priority Score	School Score
1	**2549**	1000	1000	199	0	150	0	200
2	**2510**	961	1000	199	0	150	0	200
3	**1961**	412	1000	199	0	150	0	200
4	**1961**	412	1000	199	0	150	0	200
5	**1930**	381	1000	199	0	150	0	200
6	**1755**	206	1000	199	0	150	0	200
7	**1755**	206	1000	199	0	150	0	200
8	**1700**	151	1000	199	0	150	0	200
9	**1604**	55	1000	199	0	150	0	200

This page intentionally left blank

Pepper Drive Bostonia

PGA Results

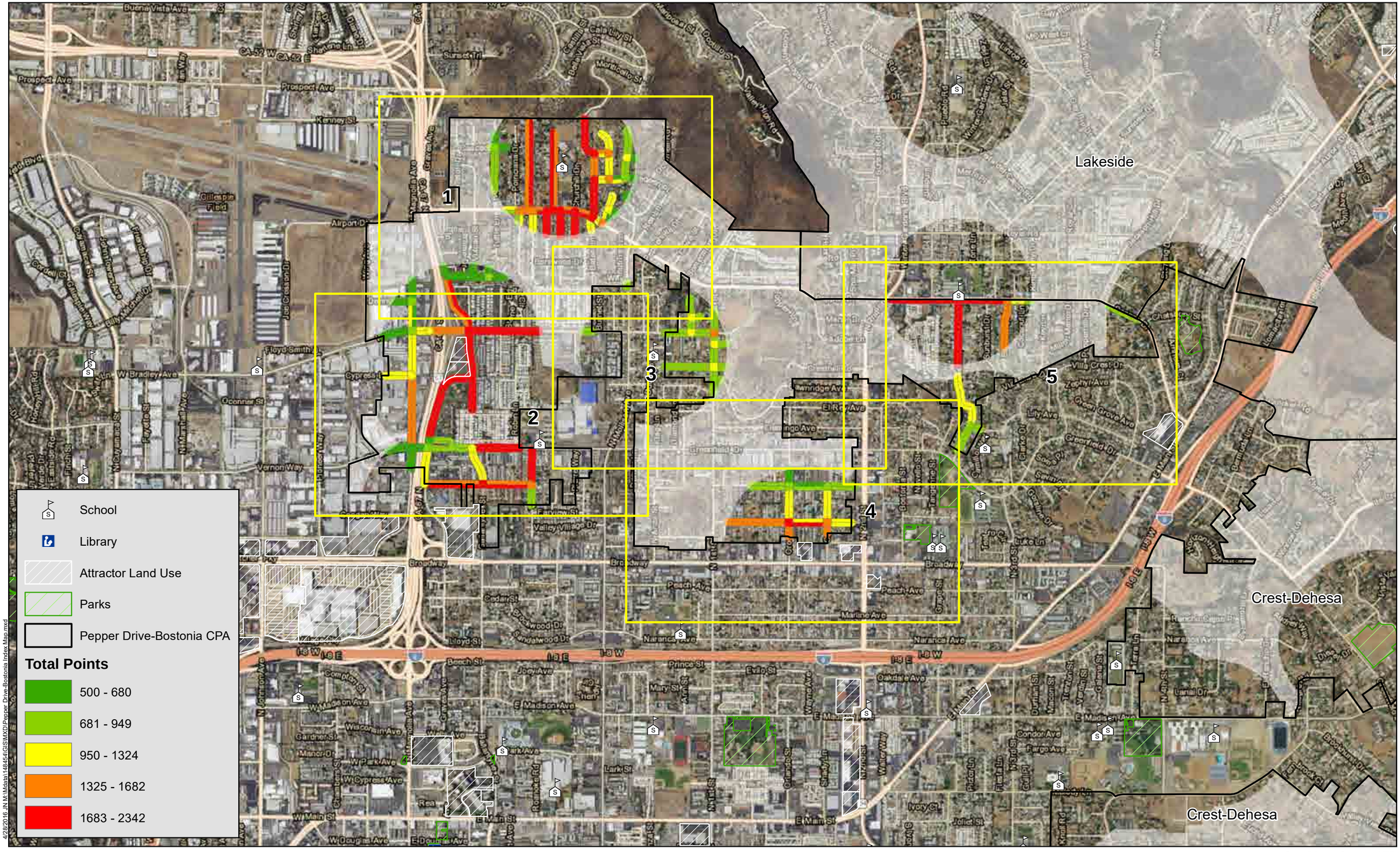

Michael Baker INTERNATIONAL

0 2,000 4,000 8,000 Feet

Source: San Diego County, SANDAG, SanGIS, Eagle Aerial, ESRI

San Diego County ATP

Pepper Drive-Bostonia PGA

Index Map

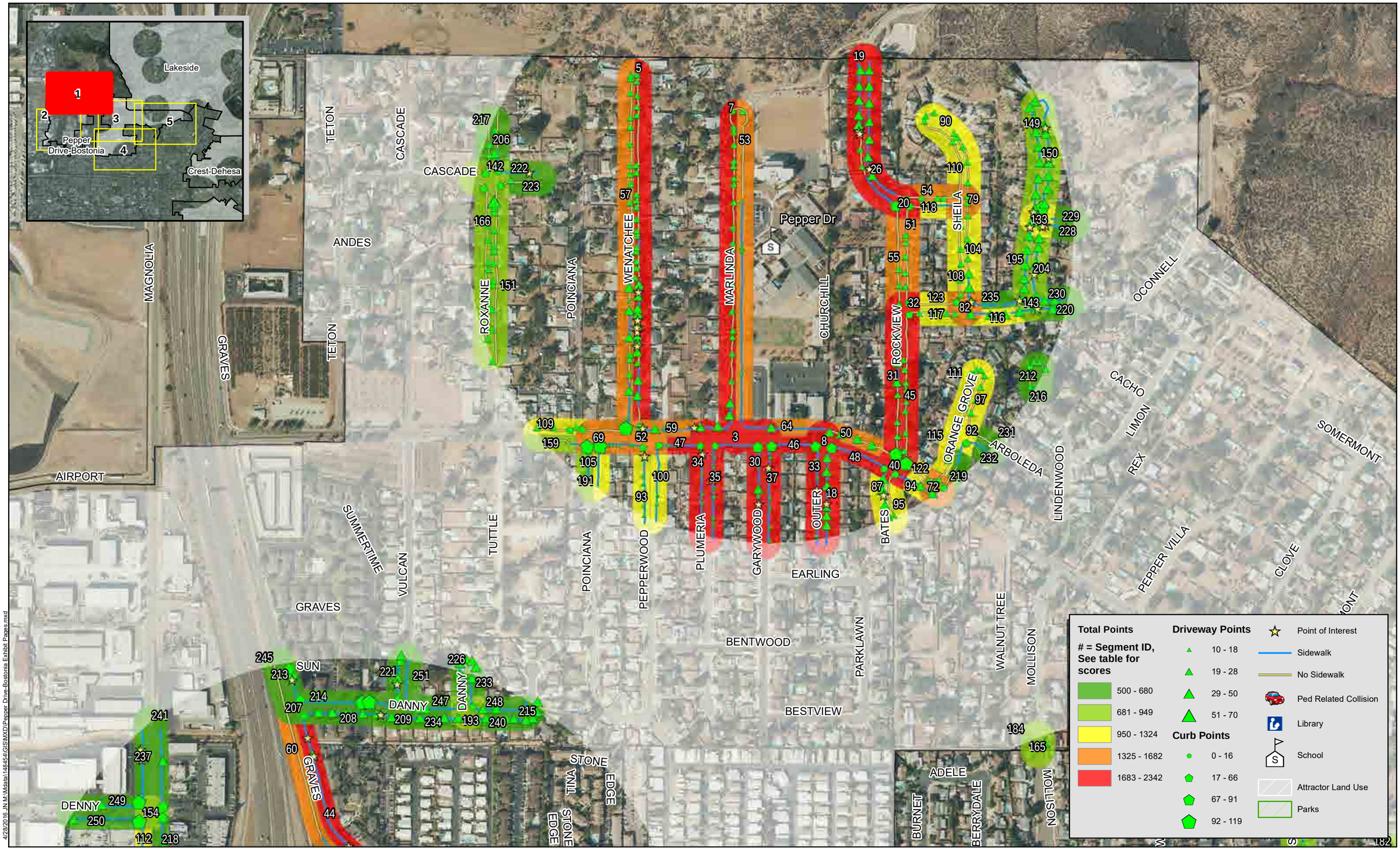

4/28/2016 J:\N:\Mdata\148454\GIS\MXD\Pepper Drive-Bostonia Exhibit Pages.mxd

Michael Baker INTERNATIONAL

0 250 500 1,000 Feet

Source: San Diego County, SANDAG, SanGIS, Eagle Aerial, ESRI

San Diego County ATP

Pepper Drive-Bostonia PGA

Map 1

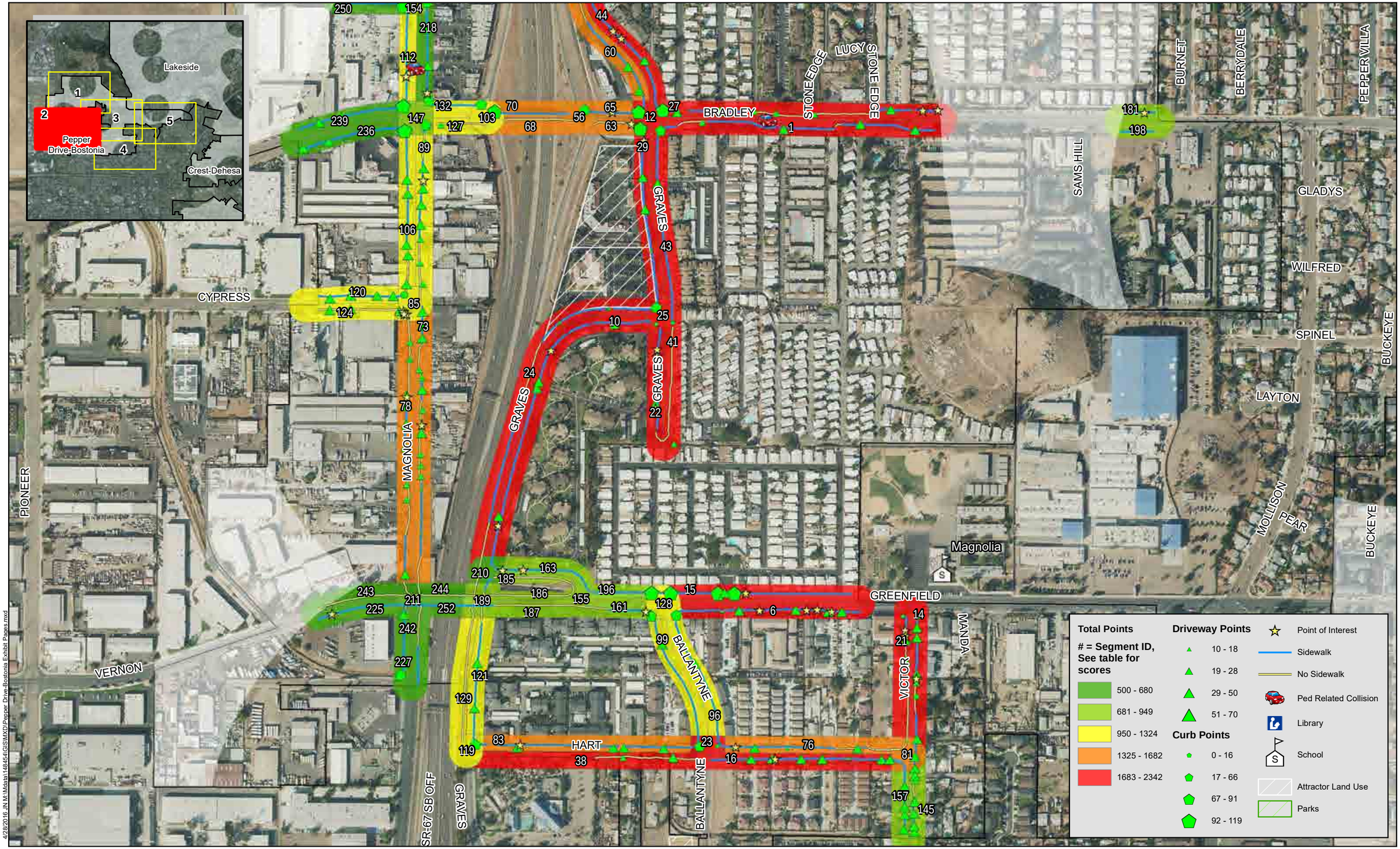

4/28/2016 JN M:\Mdata\148454\GIS\MXD\Pepper Drive-Bostonia Exhibit Pages.mxd

Michael Baker INTERNATIONAL

Source: San Diego County, SANDAG, SanGIS, Eagle Aerial, ESRI

San Diego County ATP

Pepper Drive-Bostonia PGA

Map 2

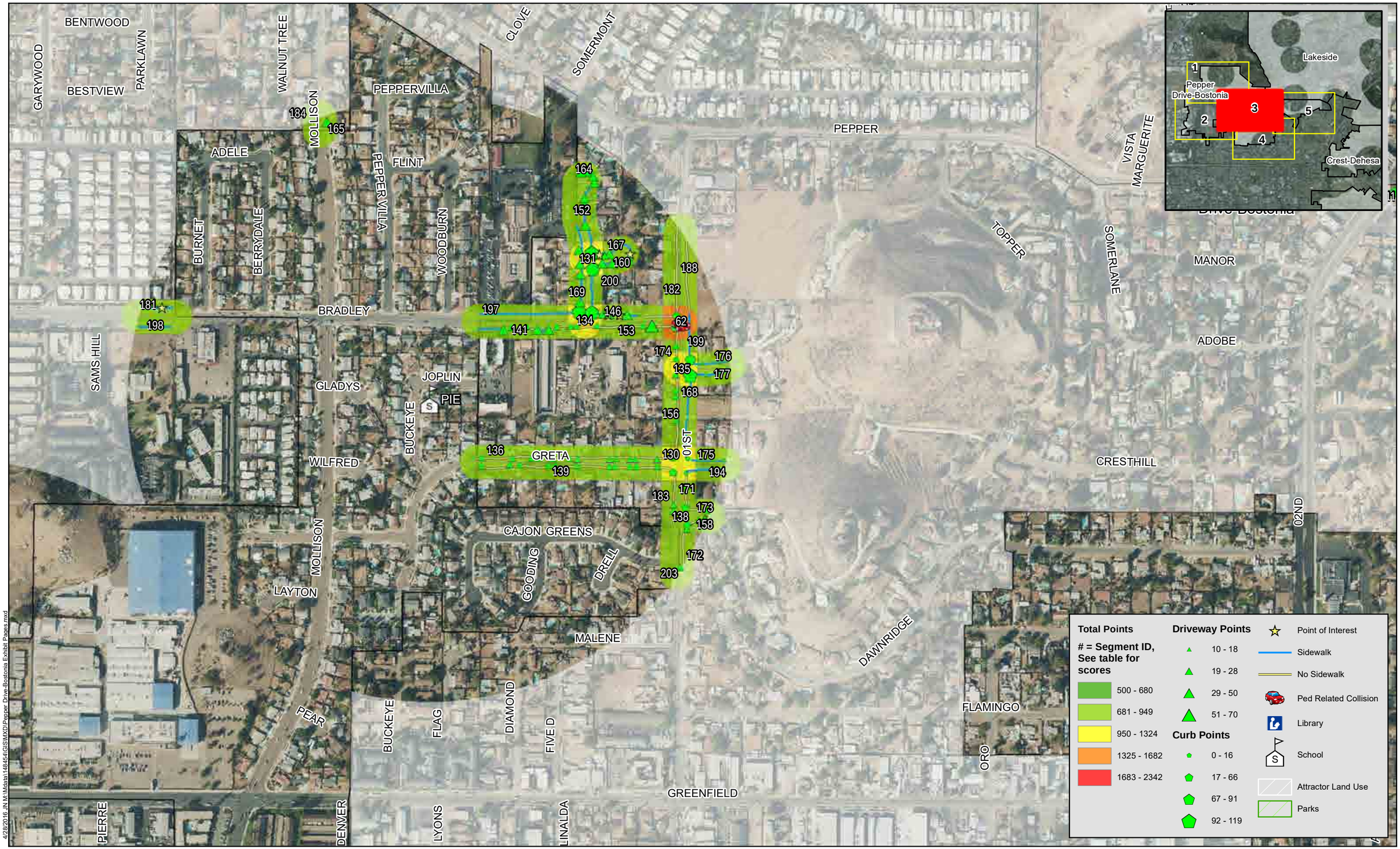

4/28/2016 J:\M\Mdata\14845\GIS\MXD\Pepper Drive-Bostonia Exhibit Pages.mxd

Michael Baker INTERNATIONAL

0 250 500 1,000 Feet

Source: San Diego County, SANDAG, SanGIS, Eagle Aerial, ESRI

San Diego County ATP

Pepper Drive-Bostonia PGA

Map 3

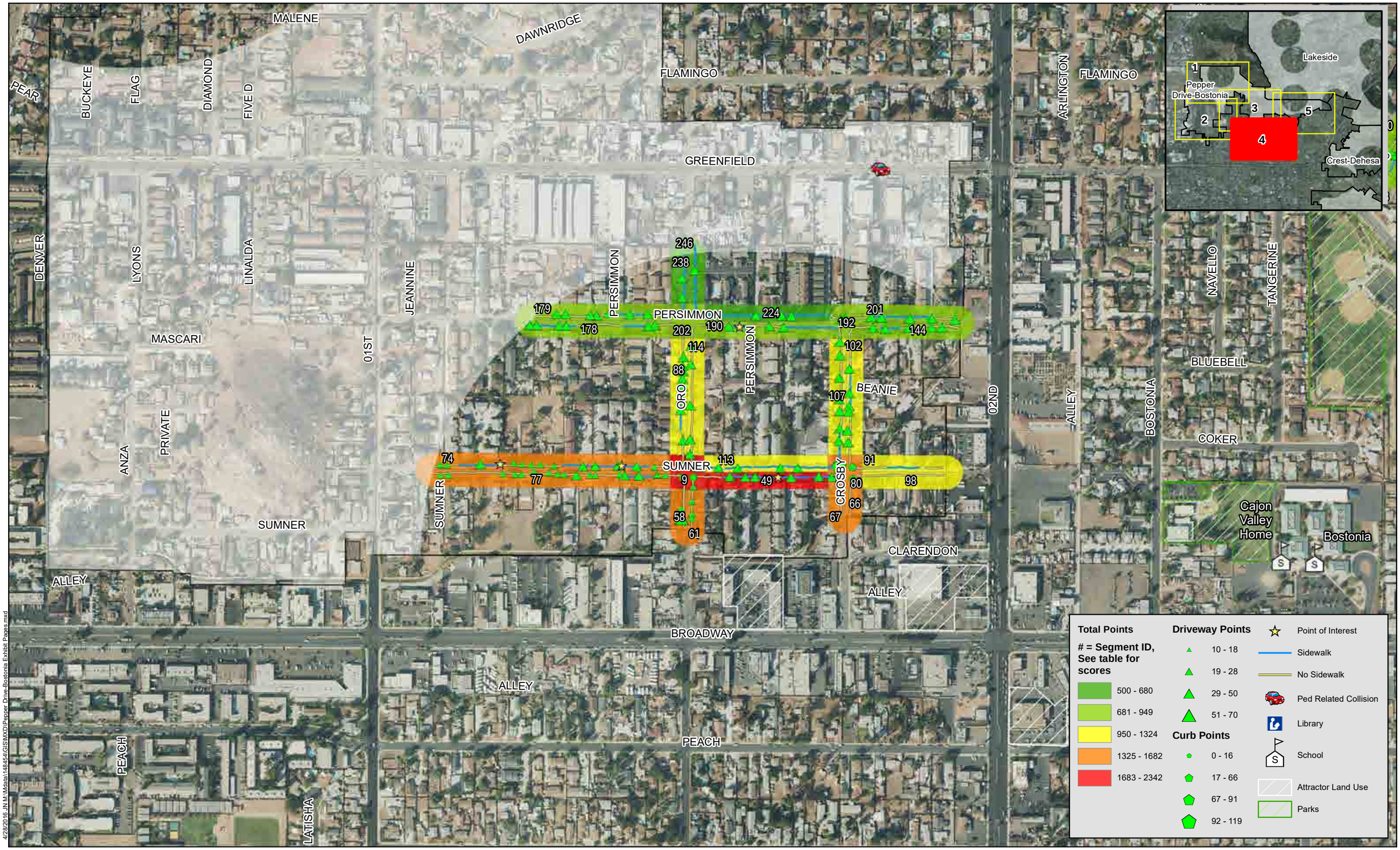

4/28/2016 JN M:\Mata\14845\GIS\MXD\Pepper Drive-Bostonia Exhibit Pages.mxd

Michael Baker INTERNATIONAL

0 250 500 1,000 Feet

Source: San Diego County, SANDAG, SanGIS, Eagle Aerial, ESRI

San Diego County ATP

Pepper Drive-Bostonia PGA

Map 4

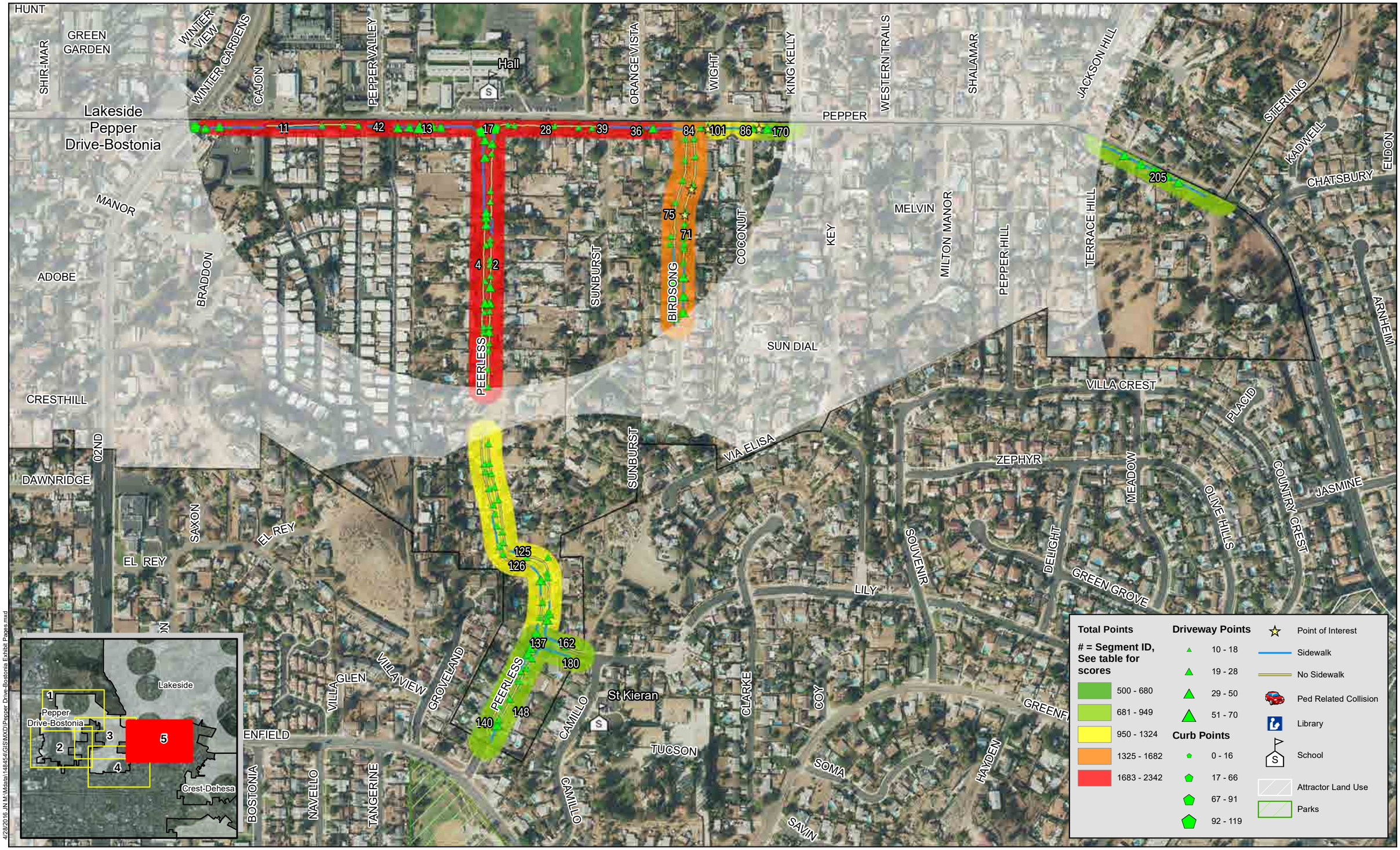

4/28/2016 J:\N M\Mdata\14845\GIS\MXD\Pepper Drive-Bostonia Exhibit Pages.mxd

Michael Baker INTERNATIONAL

0 250 500 1,000 Feet

Source: San Diego County, SANDAG, SanGIS, Eagle Aerial, ESRI

San Diego County ATP

Pepper Drive-Bostonia PGA

Map 5

Pepper Drive-Bostonia Point Total

	100%	25%	25%	10%	15%	10%	10%	5%
Score ID	Total Points	Adjusted Field Points	Attractor Score	Diabetes Score	Crash Score	Socioeconomic Score	Project Priority Score	School Score
1	**2342**	252	1000	190	600	300	0	0
2	**2178**	488	1000	190	0	300	0	200
3	**2166**	476	1000	190	0	300	0	200
4	**2131**	441	1000	190	0	300	0	200
5	**2048**	1000	500	148	0	200	0	200
6	**2035**	345	1000	190	0	300	0	200
7	**1991**	443	1000	148	0	200	0	200
8	**1977**	287	1000	190	0	300	0	200
9	**1969**	479	1000	190	0	300	0	0
10	**1960**	270	1000	190	0	300	0	200
11	**1955**	265	1000	190	0	300	0	200
12	**1941**	451	1000	190	0	300	0	0
13	**1927**	237	1000	190	0	300	0	200
14	**1912**	222	1000	190	0	300	0	200
15	**1907**	217	1000	190	0	300	0	200
16	**1898**	208	1000	190	0	300	0	200
17	**1895**	205	1000	190	0	300	0	200
18	**1890**	200	1000	190	0	300	0	200
19	**1889**	341	1000	148	0	200	0	200
20	**1884**	336	1000	148	0	200	0	200
21	**1859**	169	1000	190	0	300	0	200
22	**1857**	167	1000	190	0	300	0	200
23	**1850**	160	1000	190	0	300	0	200
24	**1846**	156	1000	190	0	300	0	200
25	**1846**	156	1000	190	0	300	0	200
26	**1842**	294	1000	148	0	200	0	200
27	**1833**	343	1000	190	0	300	0	0
28	**1820**	130	1000	190	0	300	0	200
29	**1797**	107	1000	190	0	300	0	200
30	**1795**	105	1000	190	0	300	0	200
31	**1786**	238	1000	148	0	200	0	200
32	**1786**	238	1000	148	0	200	0	200
33	**1779**	89	1000	190	0	300	0	200
34	**1779**	89	1000	190	0	300	0	200
35	**1779**	89	1000	190	0	300	0	200
36	**1777**	87	1000	190	0	300	0	200
37	**1777**	87	1000	190	0	300	0	200

Pepper Drive-Bostonia Point Total

	100%	25%	25%	10%	15%	10%	10%	5%
Score ID	Total Points	Adjusted Field Points	Attractor Score	Diabetes Score	Crash Score	Socioeconomic Score	Project Priority Score	School Score
38	**1770**	80	1000	190	0	300	0	200
39	**1763**	73	1000	190	0	300	0	200
40	**1753**	563	500	190	0	300	0	200
41	**1747**	57	1000	190	0	300	0	200
42	**1740**	50	1000	190	0	300	0	200
43	**1740**	50	1000	190	0	300	0	200
44	**1736**	246	1000	190	0	300	0	0
45	**1734**	186	1000	148	0	200	0	200
46	**1726**	36	1000	190	0	300	0	200
47	**1716**	26	1000	190	0	300	0	200
48	**1703**	13	1000	190	0	300	0	200
49	**1701**	211	1000	190	0	300	0	0
50	**1682**	134	1000	148	0	200	0	200
51	**1678**	130	1000	148	0	200	0	200
52	**1666**	476	500	190	0	300	0	200
53	**1642**	94	1000	148	0	200	0	200
54	**1642**	94	1000	148	0	200	0	200
55	**1623**	75	1000	148	0	200	0	200
56	**1607**	117	1000	190	0	300	0	0
57	**1596**	548	500	148	0	200	0	200
58	**1592**	102	1000	190	0	300	0	0
59	**1591**	43	1000	148	0	200	0	200
60	**1589**	99	1000	190	0	300	0	0
61	**1584**	94	1000	190	0	300	0	0
62	**1578**	288	0	190	600	300	0	200
63	**1569**	79	1000	190	0	300	0	0
64	**1558**	10	1000	148	0	200	0	200
65	**1531**	41	1000	190	0	300	0	0
66	**1528**	38	1000	190	0	300	0	0
67	**1528**	38	1000	190	0	300	0	0
68	**1528**	38	1000	190	0	300	0	0
69	**1528**	338	500	190	0	300	0	200
70	**1500**	10	1000	190	0	300	0	0
71	**1499**	309	500	190	0	300	0	200
72	**1478**	288	500	190	0	300	0	200
73	**1446**	456	500	190	0	300	0	0
74	**1432**	442	500	190	0	300	0	0

Pepper Drive-Bostonia Point Total

	100%	25%	25%	10%	15%	10%	10%	5%
Score ID	Total Points	Adjusted Field Points	Attractor Score	Diabetes Score	Crash Score	Socioeconomic Score	Project Priority Score	School Score
75	**1431**	241	500	190	0	300	0	200
76	**1430**	240	500	190	0	300	0	200
77	**1425**	435	500	190	0	300	0	0
78	**1391**	401	500	190	0	300	0	0
79	**1376**	328	500	148	0	200	0	200
80	**1370**	380	500	190	0	300	0	0
81	**1368**	178	500	190	0	300	0	200
82	**1358**	310	500	148	0	200	0	200
83	**1352**	162	500	190	0	300	0	200
84	**1345**	155	500	190	0	300	0	200
85	**1324**	334	500	190	0	300	0	0
86	**1314**	124	500	190	0	300	0	200
87	**1295**	105	500	190	0	300	0	200
88	**1293**	303	500	190	0	300	0	0
89	**1289**	299	500	190	0	300	0	0
90	**1277**	229	500	148	0	200	0	200
91	**1277**	87	500	190	0	300	0	200
92	**1277**	229	500	148	0	200	0	200
93	**1253**	63	500	190	0	300	0	200
94	**1250**	60	500	190	0	300	0	200
95	**1247**	57	500	190	0	300	0	200
96	**1246**	56	500	190	0	300	0	200
97	**1235**	187	500	148	0	200	0	200
98	**1228**	38	500	190	0	300	0	200
99	**1227**	37	500	190	0	300	0	200
100	**1224**	34	500	190	0	300	0	200
101	**1219**	29	500	190	0	300	0	200
102	**1219**	229	500	190	0	300	0	0
103	**1215**	225	500	190	0	300	0	0
104	**1214**	166	500	148	0	200	0	200
105	**1203**	13	500	190	0	300	0	200
106	**1199**	209	500	190	0	300	0	0
107	**1197**	207	500	190	0	300	0	0
108	**1178**	130	500	148	0	200	0	200
109	**1170**	122	500	148	0	200	0	200
110	**1160**	112	500	148	0	200	0	200
111	**1160**	112	500	148	0	200	0	200

Pepper Drive-Bostonia Point Total

	100%	25%	25%	10%	15%	10%	10%	5%
Score ID	Total Points	Adjusted Field Points	Attractor Score	Diabetes Score	Crash Score	Socioeconomic Score	Project Priority Score	School Score
112	**1155**	65	0	190	600	300	0	0
113	**1148**	158	500	190	0	300	0	0
114	**1146**	156	500	190	0	300	0	0
115	**1142**	94	500	148	0	200	0	200
116	**1134**	86	500	148	0	200	0	200
117	**1123**	75	500	148	0	200	0	200
118	**1120**	72	500	148	0	200	0	200
119	**1110**	120	500	190	0	300	0	0
120	**1096**	106	500	190	0	300	0	0
121	**1087**	97	500	190	0	300	0	0
122	**1086**	38	500	148	0	200	0	200
123	**1086**	38	500	148	0	200	0	200
124	**1080**	90	500	190	0	300	0	0
125	**1068**	378	0	190	0	300	0	200
126	**1068**	378	0	190	0	300	0	200
127	**1065**	75	500	190	0	300	0	0
128	**1037**	347	0	190	0	300	0	200
129	**1028**	38	500	190	0	300	0	0
130	**1024**	334	0	190	0	300	0	200
131	**1021**	331	0	190	0	300	0	200
132	**1003**	13	500	190	0	300	0	0
133	**995**	447	0	148	0	200	0	200
134	**988**	298	0	190	0	300	0	200
135	**979**	289	0	190	0	300	0	200
136	**949**	259	0	190	0	300	0	200
137	**949**	259	0	190	0	300	0	200
138	**946**	256	0	190	0	300	0	200
139	**931**	241	0	190	0	300	0	200
140	**923**	233	0	190	0	300	0	200
141	**917**	227	0	190	0	300	0	200
142	**901**	353	0	148	0	200	0	200
143	**900**	352	0	148	0	200	0	200
144	**892**	202	0	190	0	300	0	200
145	**875**	185	0	190	0	300	0	200
146	**869**	179	0	190	0	300	0	200
147	**865**	375	0	190	0	300	0	0
148	**857**	167	0	190	0	300	0	200

Pepper Drive-Bostonia Point Total

	100%	25%	25%	10%	15%	10%	10%	5%
Score ID	Total Points	Adjusted Field Points	Attractor Score	Diabetes Score	Crash Score	Socioeconomic Score	Project Priority Score	School Score
149	**852**	304	0	148	0	200	0	200
150	**852**	304	0	148	0	200	0	200
151	**833**	285	0	148	0	200	0	200
152	**820**	130	0	190	0	300	0	200
153	**810**	120	0	190	0	300	0	200
154	**807**	317	0	190	0	300	0	0
155	**805**	115	0	190	0	300	0	200
156	**802**	112	0	190	0	300	0	200
157	**796**	106	0	190	0	300	0	200
158	**792**	102	0	190	0	300	0	200
159	**784**	94	0	190	0	300	0	200
160	**771**	81	0	190	0	300	0	200
161	**769**	79	0	190	0	300	0	200
162	**767**	77	0	190	0	300	0	200
163	**759**	69	0	190	0	300	0	200
164	**758**	68	0	190	0	300	0	200
165	**755**	65	0	190	0	300	0	200
166	**752**	204	0	148	0	200	0	200
167	**751**	61	0	190	0	300	0	200
168	**749**	59	0	190	0	300	0	200
169	**748**	58	0	190	0	300	0	200
170	**747**	57	0	190	0	300	0	200
171	**747**	57	0	190	0	300	0	200
172	**747**	57	0	190	0	300	0	200
173	**747**	57	0	190	0	300	0	200
174	**747**	57	0	190	0	300	0	200
175	**743**	53	0	190	0	300	0	200
176	**738**	48	0	190	0	300	0	200
177	**738**	48	0	190	0	300	0	200
178	**736**	246	0	190	0	300	0	0
179	**736**	246	0	190	0	300	0	0
180	**735**	45	0	190	0	300	0	200
181	**731**	41	0	190	0	300	0	200
182	**728**	38	0	190	0	300	0	200
183	**728**	38	0	190	0	300	0	200
184	**728**	38	0	190	0	300	0	200
185	**728**	38	0	190	0	300	0	200

Pepper Drive-Bostonia Point Total

	100%	25%	25%	10%	15%	10%	10%	5%
Score ID	Total Points	Adjusted Field Points	Attractor Score	Diabetes Score	Crash Score	Socioeconomic Score	Project Priority Score	School Score
186	**728**	38	0	190	0	300	0	200
187	**728**	38	0	190	0	300	0	200
188	**728**	38	0	190	0	300	0	200
189	**728**	238	0	190	0	300	0	0
190	**726**	236	0	190	0	300	0	0
191	**725**	35	0	190	0	300	0	200
192	**723**	233	0	190	0	300	0	0
193	**713**	223	0	190	0	300	0	0
194	**712**	22	0	190	0	300	0	200
195	**703**	155	0	148	0	200	0	200
196	**703**	13	0	190	0	300	0	200
197	**703**	13	0	190	0	300	0	200
198	**703**	13	0	190	0	300	0	200
199	**700**	10	0	190	0	300	0	200
200	**700**	10	0	190	0	300	0	200
201	**699**	209	0	190	0	300	0	0
202	**697**	207	0	190	0	300	0	0
203	**690**	0	0	190	0	300	0	200
204	**687**	139	0	148	0	200	0	200
205	**685**	195	0	190	0	300	0	0
206	**681**	133	0	148	0	200	0	200
207	**670**	180	0	190	0	300	0	0
208	**666**	176	0	190	0	300	0	0
209	**664**	174	0	190	0	300	0	0
210	**659**	169	0	190	0	300	0	0
211	**650**	160	0	190	0	300	0	0
212	**642**	94	0	148	0	200	0	200
213	**640**	150	0	190	0	300	0	0
214	**636**	146	0	190	0	300	0	0
215	**636**	146	0	190	0	300	0	0
216	**623**	75	0	148	0	200	0	200
217	**623**	75	0	148	0	200	0	200
218	**617**	127	0	190	0	300	0	0
219	**616**	68	0	148	0	200	0	200
220	**615**	67	0	148	0	200	0	200
221	**607**	117	0	190	0	300	0	0
222	**606**	58	0	148	0	200	0	200

Pepper Drive-Bostonia Point Total

	100%	25%	25%	10%	15%	10%	10%	5%
Score ID	Total Points	Adjusted Field Points	Attractor Score	Diabetes Score	Crash Score	Socioeconomic Score	Project Priority Score	School Score
223	**605**	57	0	148	0	200	0	200
224	**604**	114	0	190	0	300	0	0
225	**603**	113	0	190	0	300	0	0
226	**601**	111	0	190	0	300	0	0
227	**598**	108	0	190	0	300	0	0
228	**591**	43	0	148	0	200	0	200
229	**591**	43	0	148	0	200	0	200
230	**589**	41	0	148	0	200	0	200
231	**586**	38	0	148	0	200	0	200
232	**577**	29	0	148	0	200	0	200
233	**577**	87	0	190	0	300	0	0
234	**575**	85	0	190	0	300	0	0
235	**574**	26	0	148	0	200	0	200
236	**572**	82	0	190	0	300	0	0
237	**565**	75	0	190	0	300	0	0
238	**551**	61	0	190	0	300	0	0
239	**551**	61	0	190	0	300	0	0
240	**551**	61	0	190	0	300	0	0
241	**550**	60	0	190	0	300	0	0
242	**549**	59	0	190	0	300	0	0
243	**528**	38	0	190	0	300	0	0
244	**528**	38	0	190	0	300	0	0
245	**528**	38	0	190	0	300	0	0
246	**527**	37	0	190	0	300	0	0
247	**527**	37	0	190	0	300	0	0
248	**527**	37	0	190	0	300	0	0
249	**524**	34	0	190	0	300	0	0
250	**524**	34	0	190	0	300	0	0
251	**518**	28	0	190	0	300	0	0
252	**500**	10	0	190	0	300	0	0

This page intentionally left blank

Rainbow

PGA Results

This page intentionally left blank

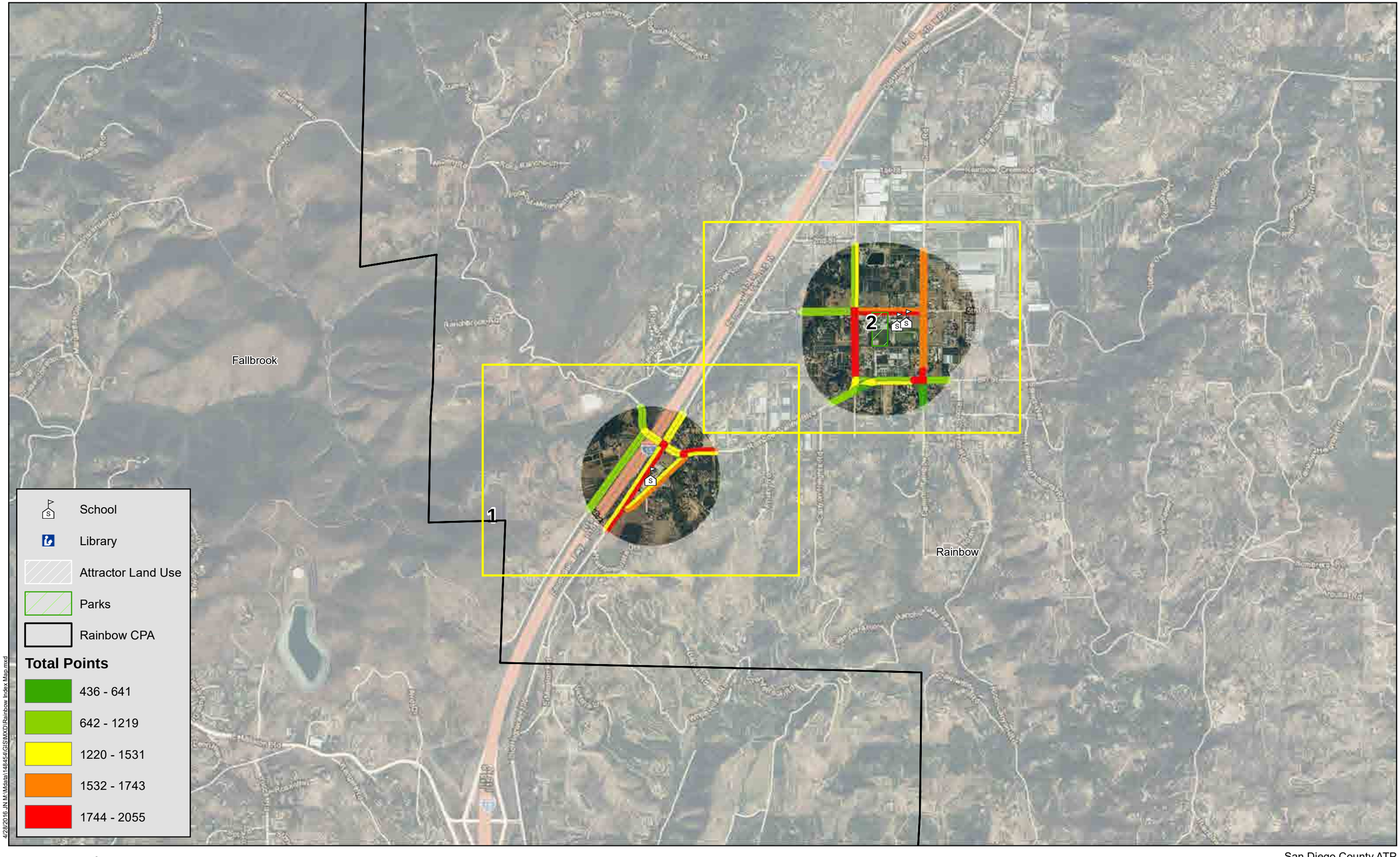

4/28/2016 J:\N M\Mata\144454\GIS\MXD\Rainbow Index Map.mxd

Michael Baker INTERNATIONAL

0 2,000 4,000 8,000 Feet

Source: San Diego County, SANDAG, SanGIS, Eagle Aerial, ESRI

San Diego County ATP

Rainbow PGA

Index Map

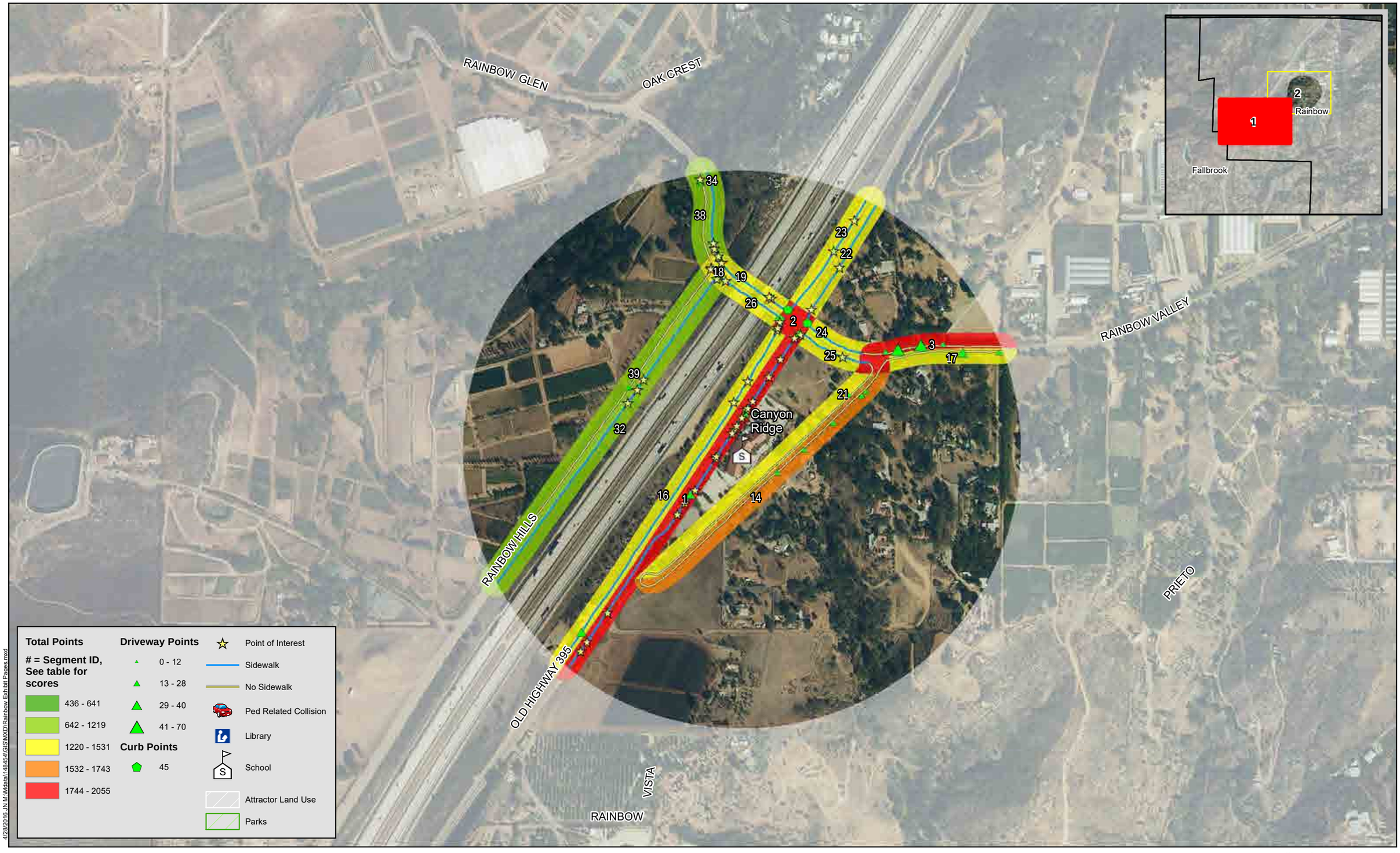
RAINBOW GLEN
OAK CREST
RAINBOW VALLEY
RAINBOW HILLS
OLD HIGHWAY 395
PRIETO
VISTA
RAINBOW
Canyon Ridge
Rainbow
Fallbrook
1
2
3
14
16
17
18
19
21
22
23
24
25
26
32
34
38
39
Total Points
= Segment ID, See table for scores
436 - 641
642 - 1219
1220 - 1531
1532 - 1743
1744 - 2055
Driveway Points
0 - 12
13 - 28
29 - 40
41 - 70
Curb Points
45
Point of Interest
Sidewalk
No Sidewalk
Ped Related Collision
Library
School
Attractor Land Use
Parks
4/28/2016 J:\N M\Mata\144454\GIS\MXD\Rainbow Exhibit Pages.mxd
Michael Baker INTERNATIONAL
0 250 500 1,000 Feet
Source: San Diego County, SANDAG, SanGIS, Eagle Aerial, ESRI
San Diego County ATP
Rainbow PGA
Map 1

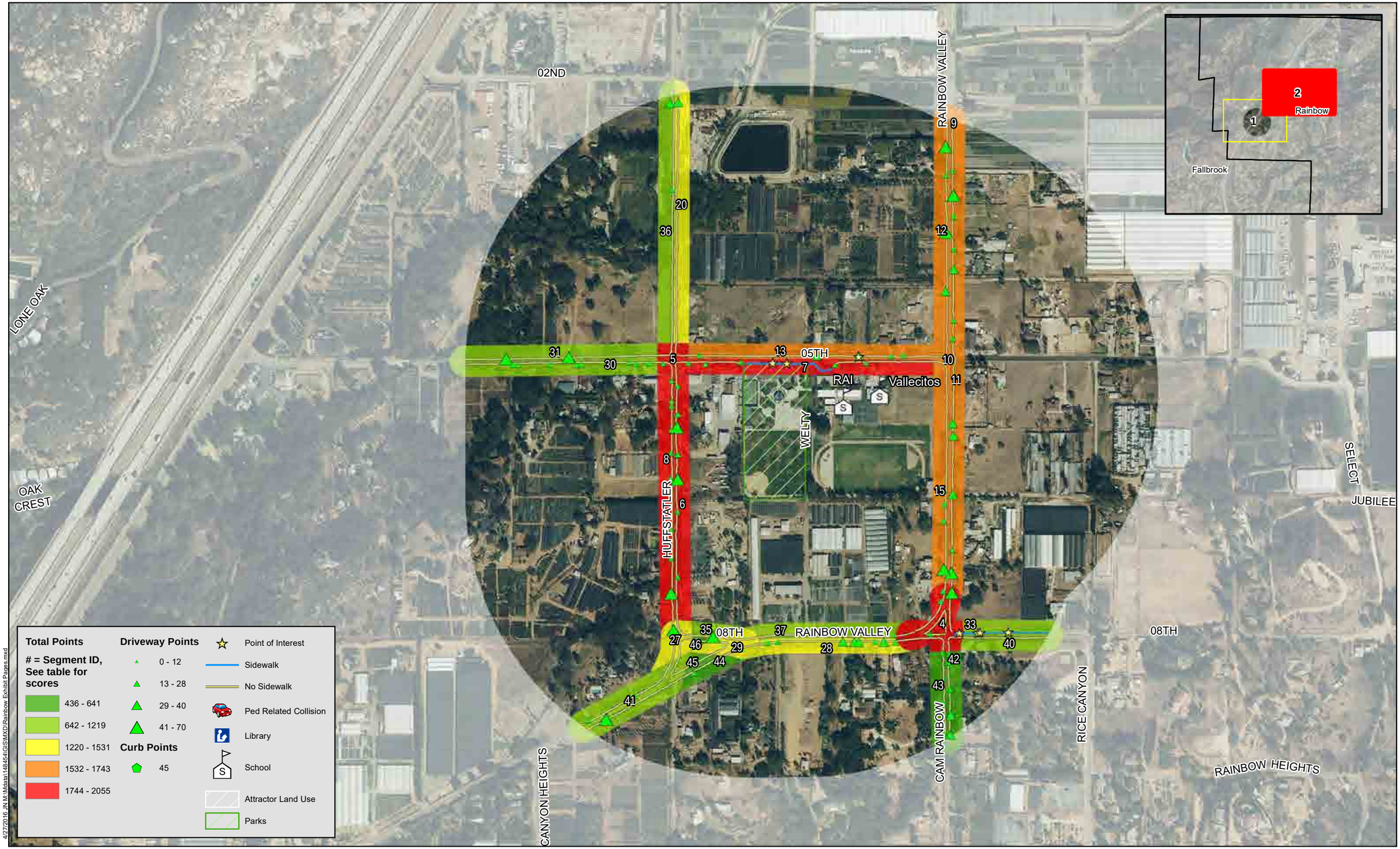

4/27/2016 J:\M\Mxds\148454\GIS\MXD\Rainbow_Exhibit Pages.mxd

Michael Baker INTERNATIONAL

0 250 500 1,000 Feet

Source: San Diego County, SANDAG, SanGIS, Eagle Aerial, ESRI

San Diego County ATP

Rainbow PGA

Map 2

Rainbow Point Total

	100%	25%	25%	10%	15%	10%	10%	5%
Score ID	Total Points	Adjusted Field Points	Attractor Score	Diabetes Score	Crash Score	Socioeconomic Score	Project Priority Score	School Score
1	**2055**	692	1000	163	0	0	0	200
2	**2049**	686	1000	163	0	0	0	200
3	**1874**	511	1000	163	0	0	0	200
4	**1863**	1000	500	163	0	0	0	200
5	**1857**	494	1000	163	0	0	0	200
6	**1856**	493	1000	163	0	0	0	200
7	**1820**	457	1000	163	0	0	0	200
8	**1805**	442	1000	163	0	0	0	200
9	**1744**	381	1000	163	0	0	0	200
10	**1724**	361	1000	163	0	0	0	200
11	**1692**	329	1000	163	0	0	0	200
12	**1689**	326	1000	163	0	0	0	200
13	**1676**	313	1000	163	0	0	0	200
14	**1668**	305	1000	163	0	0	0	200
15	**1629**	266	1000	163	0	0	0	200
16	**1532**	169	1000	163	0	0	0	200
17	**1517**	154	1000	163	0	0	0	200
18	**1499**	636	500	163	0	0	0	200
19	**1496**	133	1000	163	0	0	0	200
20	**1481**	118	1000	163	0	0	0	200
21	**1472**	109	1000	163	0	0	0	200
22	**1471**	108	1000	163	0	0	0	200
23	**1466**	103	1000	163	0	0	0	200
24	**1412**	49	1000	163	0	0	0	200
25	**1400**	37	1000	163	0	0	0	200
26	**1388**	25	1000	163	0	0	0	200
27	**1372**	509	500	163	0	0	0	200
28	**1256**	393	500	163	0	0	0	200
29	**1248**	385	500	163	0	0	0	200
30	**1219**	356	500	163	0	0	0	200
31	**1109**	246	500	163	0	0	0	200
32	**1106**	243	500	163	0	0	0	200
33	**1050**	187	500	163	0	0	0	200
34	**1033**	170	500	163	0	0	0	200
35	**1023**	160	500	163	0	0	0	200
36	**1017**	154	500	163	0	0	0	200
37	**1007**	144	500	163	0	0	0	200

Rainbow Point Total

	100%	25%	25%	10%	15%	10%	10%	5%
Score ID	Total Points	Adjusted Field Points	Attractor Score	Diabetes Score	Crash Score	Socioeconomic Score	Project Priority Score	School Score
38	**992**	129	500	163	0	0	0	200
39	**972**	109	500	163	0	0	0	200
40	**937**	74	500	163	0	0	0	200
41	**869**	506	0	163	0	0	0	200
42	**641**	278	0	163	0	0	0	200
43	**543**	180	0	163	0	0	0	200
44	**472**	109	0	163	0	0	0	200
45	**437**	74	0	163	0	0	0	200
46	**437**	74	0	163	0	0	0	200

This page intentionally left blank

Ramona

PGA Results

This page intentionally left blank

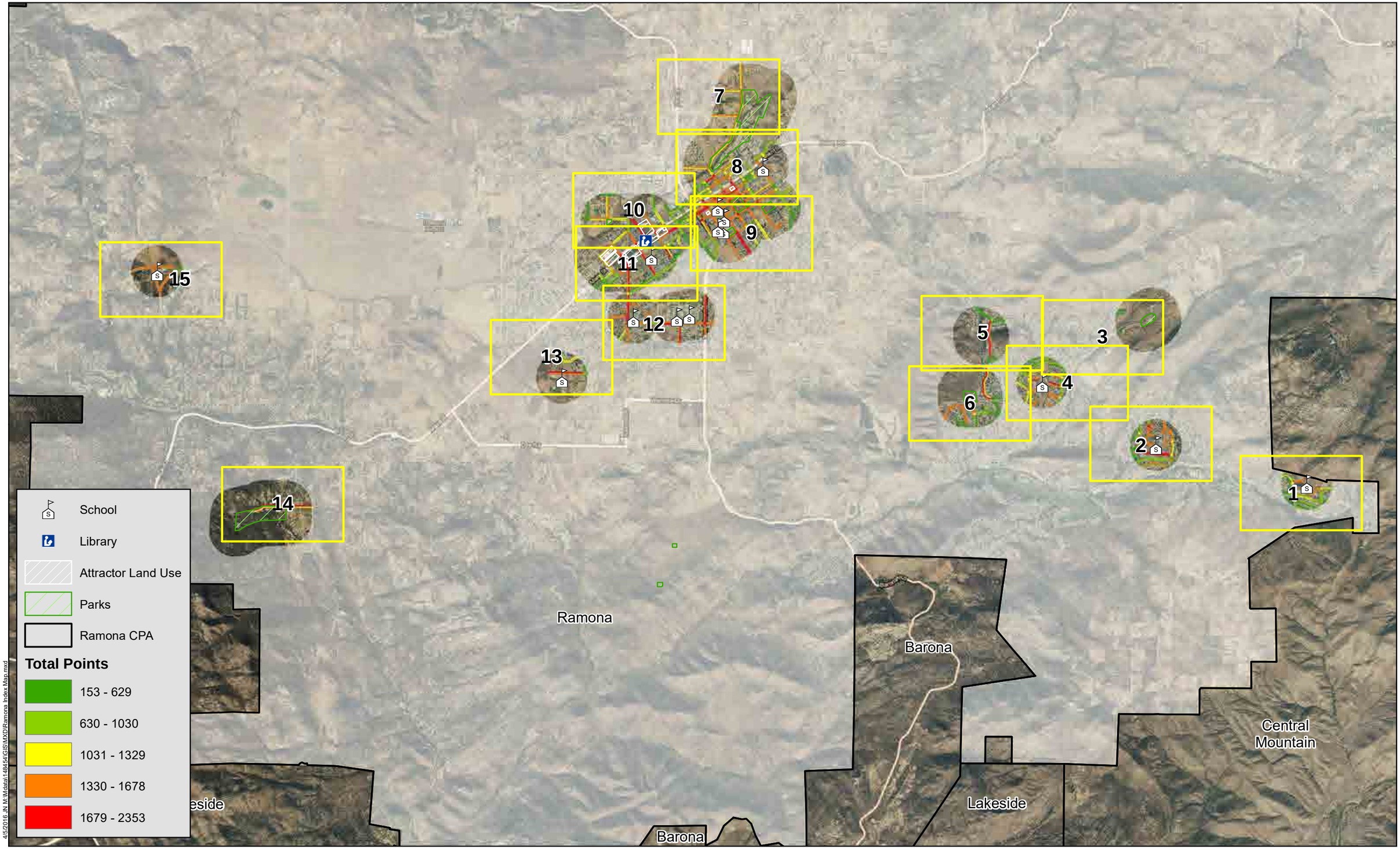

4/5/2016 JN M:\Mdata\148454\GIS\MXD\Ramona Index Map.mxd

Michael Baker INTERNATIONAL

0 2,000 4,000 8,000 Feet

Source: San Diego County, SANDAG, SanGIS, Eagle Aerial, ESRI

San Diego County ATP

Ramona PGA

Index Map

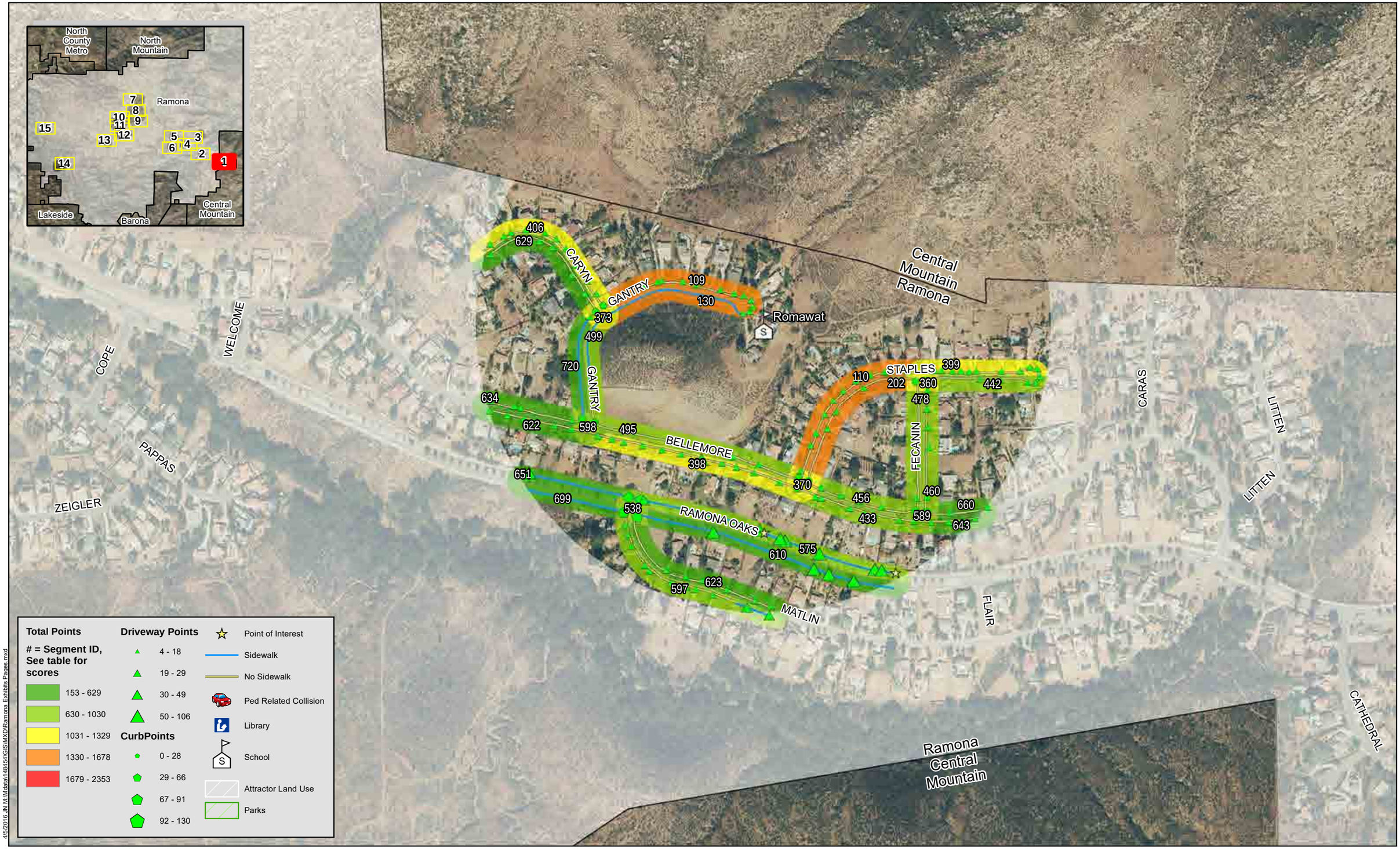

4/5/2016 JN M:\Mxdata\148454\GIS\MXD\Ramona Exhibits Pages.mxd

Michael Baker INTERNATIONAL

0 250 500 1,000 Feet

Source: San Diego County, SANDAG, SanGIS, Eagle Aerial, ESRI

San Diego County ATP

Ramona PGA

Map 1

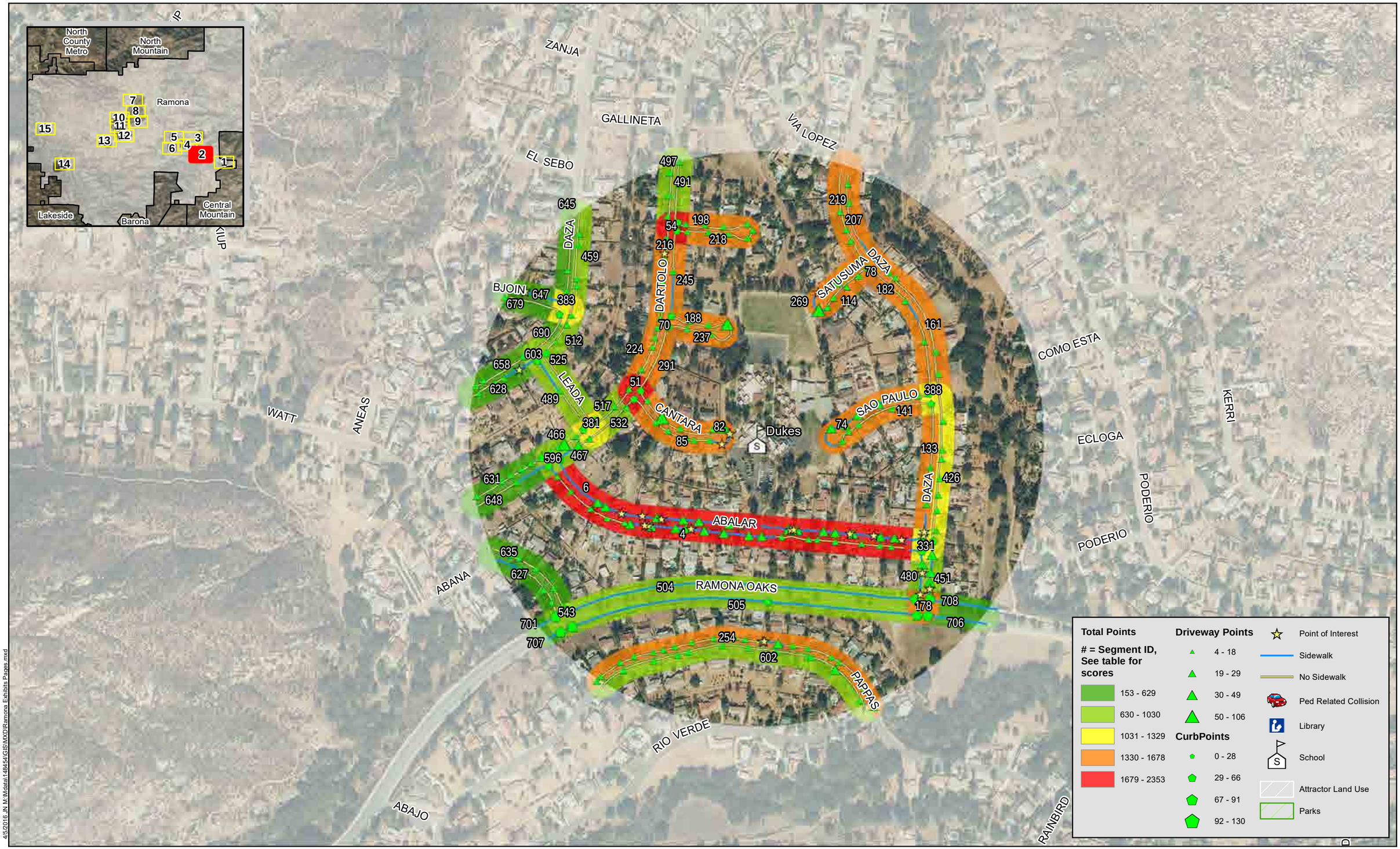

4/5/2016 J:\N:\Mdata\148454\GIS\MXD\Ramona Exhibits Pages.mxd

Michael Baker INTERNATIONAL

0 250 500 1,000 Feet

Source: San Diego County, SANDAG, SanGIS, Eagle Aerial, ESRI

San Diego County ATP

Ramona PGA

Map 2



4/5/2016 JN M:\Mdata\148454\GIS\MXD\Ramona Exhibits Pages.mxd

Michael Baker INTERNATIONAL

0 250 500 1,000 Feet

Source: San Diego County, SANDAG, SanGIS, Eagle Aerial, ESRI

San Diego County ATP

Ramona PGA

Map 3

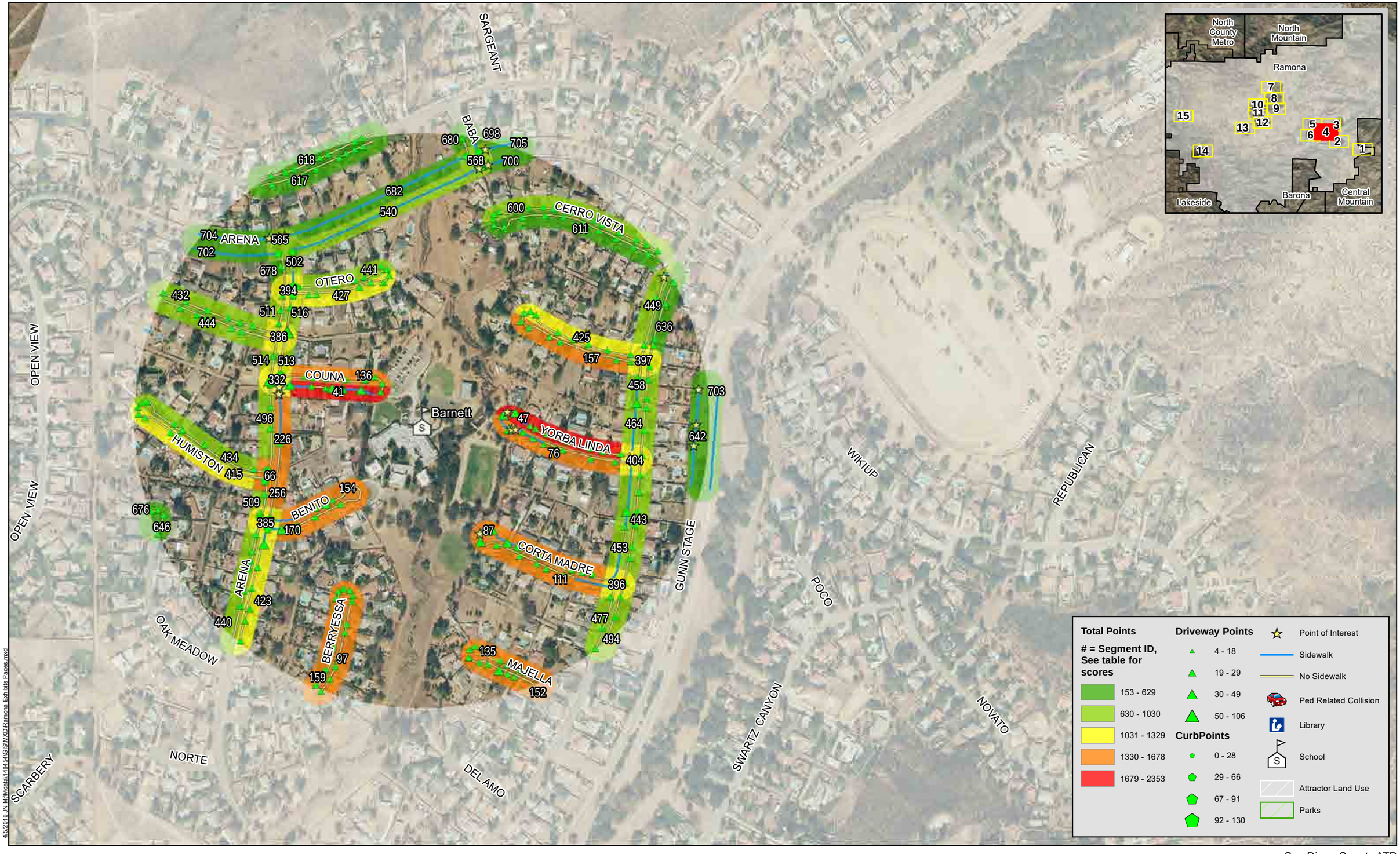

4/5/2016 J:\N M\Mdata\148454\GIS\MXD\Ramona Exhibits Pages.mxd

Michael Baker INTERNATIONAL

0 250 500 1,000 Feet

Source: San Diego County, SANDAG, SanGIS, Eagle Aerial, ESRI

San Diego County ATP

Ramona PGA

Map 4

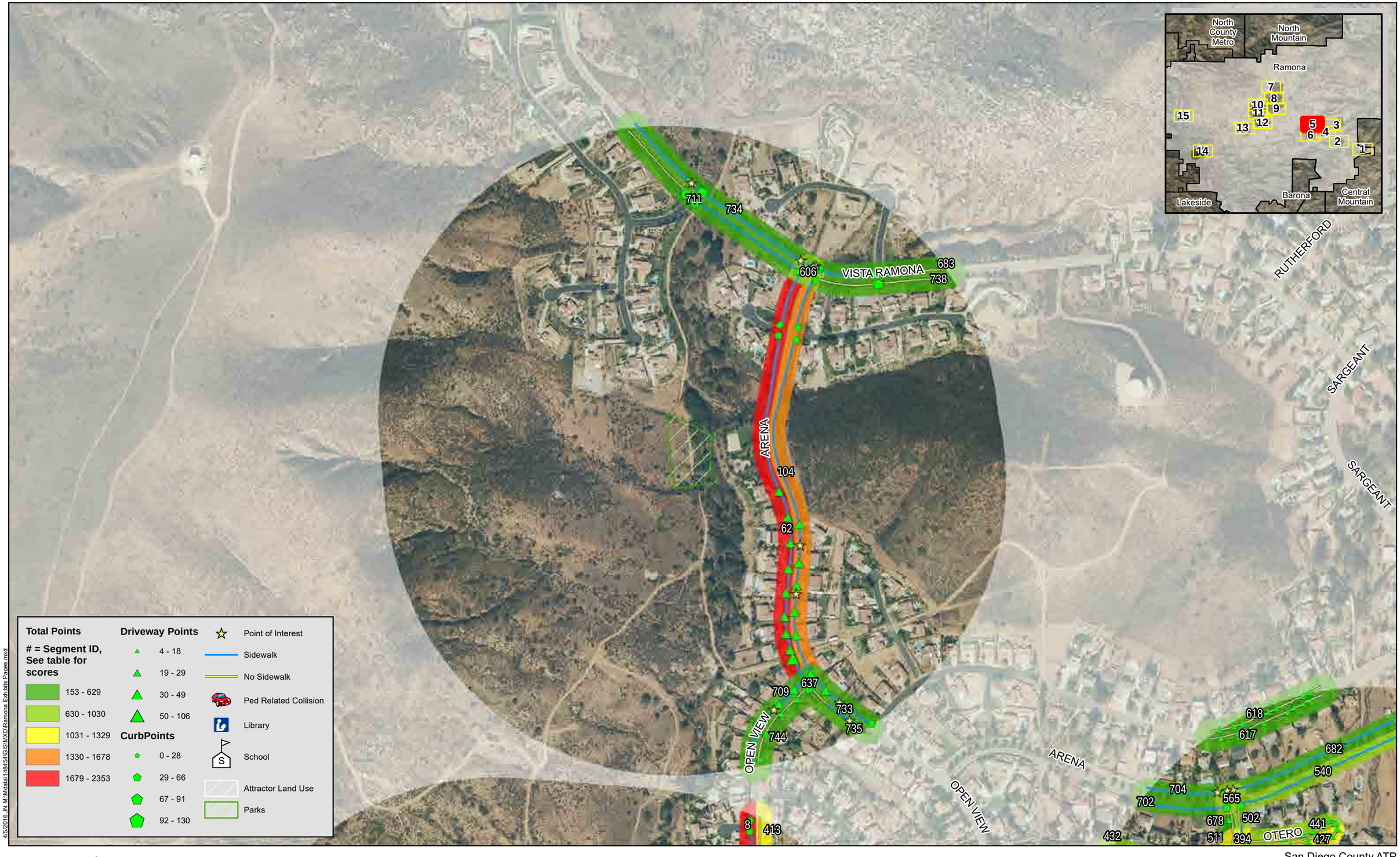

4/5/2016 JN M:\Mdata\148454\GIS\MXD\Ramona Exhibits Pages.mxd

Michael Baker INTERNATIONAL

0 250 500 1,000 Feet

Source: San Diego County, SANDAG, SanGIS, Eagle Aerial, ESRI

San Diego County ATP

Ramona PGA

Map 5

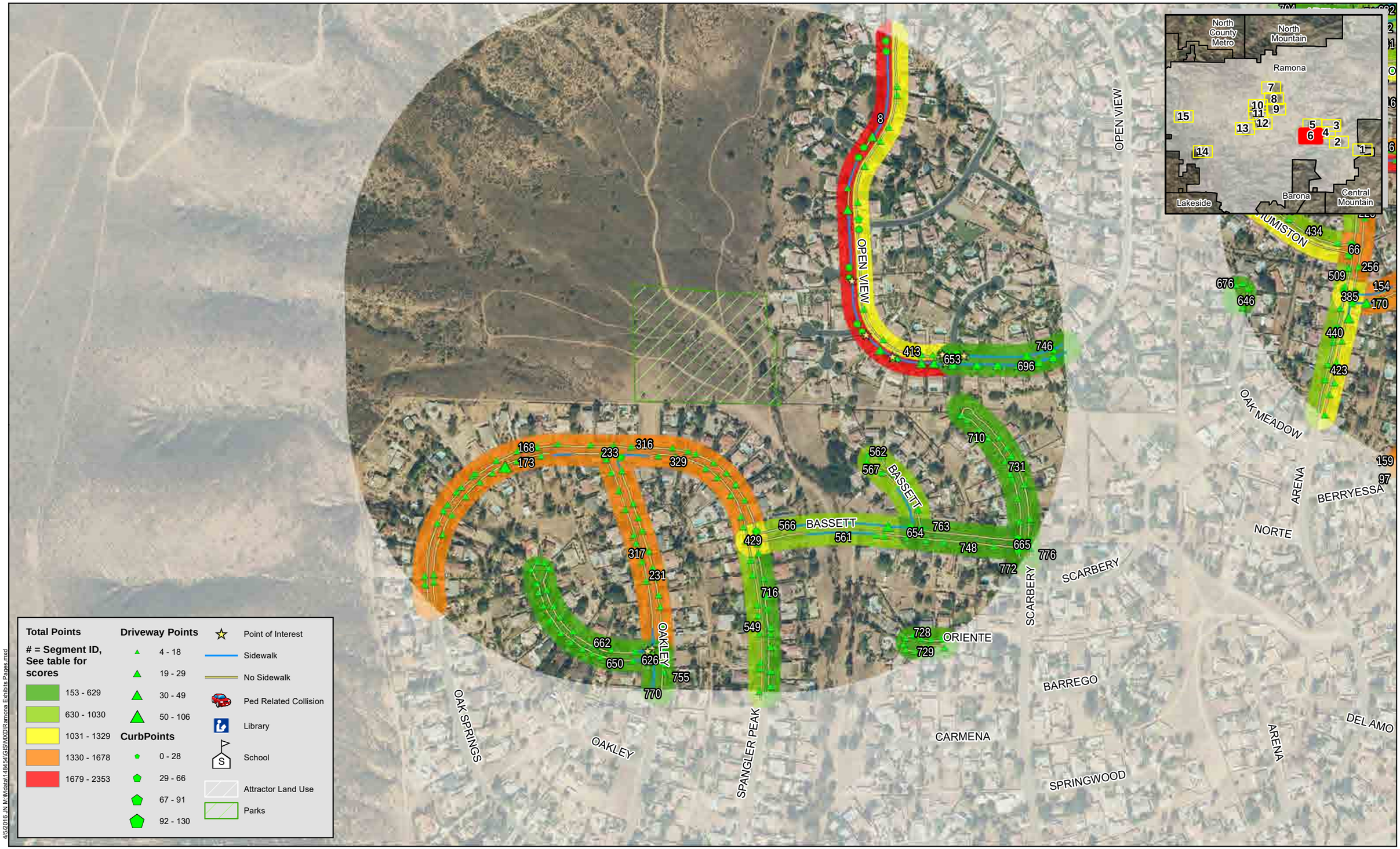

4/5/2016 J:\N:\Mdata\14845\GIS\MXD\Ramona Exhibits Pages.mxd

Source: San Diego County, SANDAG, SanGIS, Eagle Aerial, ESRI

Michael Baker INTERNATIONAL

San Diego County ATP

Ramona PGA

Map 6



San Diego County ATP

Ramona PGA

Map 7

Total Points

 # = Segment ID, See table for scores

- 153 - 629
- 630 - 1030
- 1031 - 1329
- 1330 - 1678
- 1679 - 2353

Driveway Points

- 4 - 18
- 19 - 29
- 30 - 49
- 50 - 106

CurbPoints

- 0 - 28
- 29 - 66
- 67 - 91
- 92 - 130

- Point of Interest
- Sidewalk
- No Sidewalk
- Ped Related Collision
- Library
- School
- Attractor Land Use
- Parks

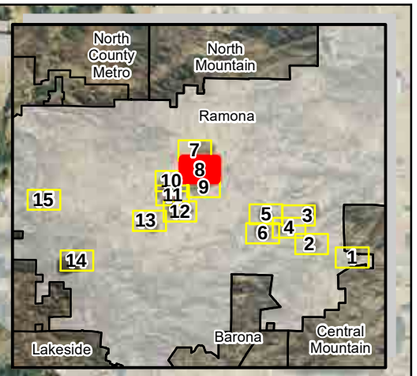

PINE
OAK
ELM
AQUA
02ND
THOMSEN
COWBOY
VIA TAQUITA
PASATIEMPO
OLIVE
ALLEY
MAIN
03RD
06TH
07TH
09TH
10TH
11TH
Ramona Faith

4/5/2016 JN M:\Mdata\148454\GIS\MXD\Ramona Exhibits Pages.mxd

Michael Baker INTERNATIONAL

0 250 500 1,000 Feet

Source: San Diego County, SANDAG, SanGIS, Eagle Aerial, ESRI

San Diego County ATP

Ramona PGA

Map 8

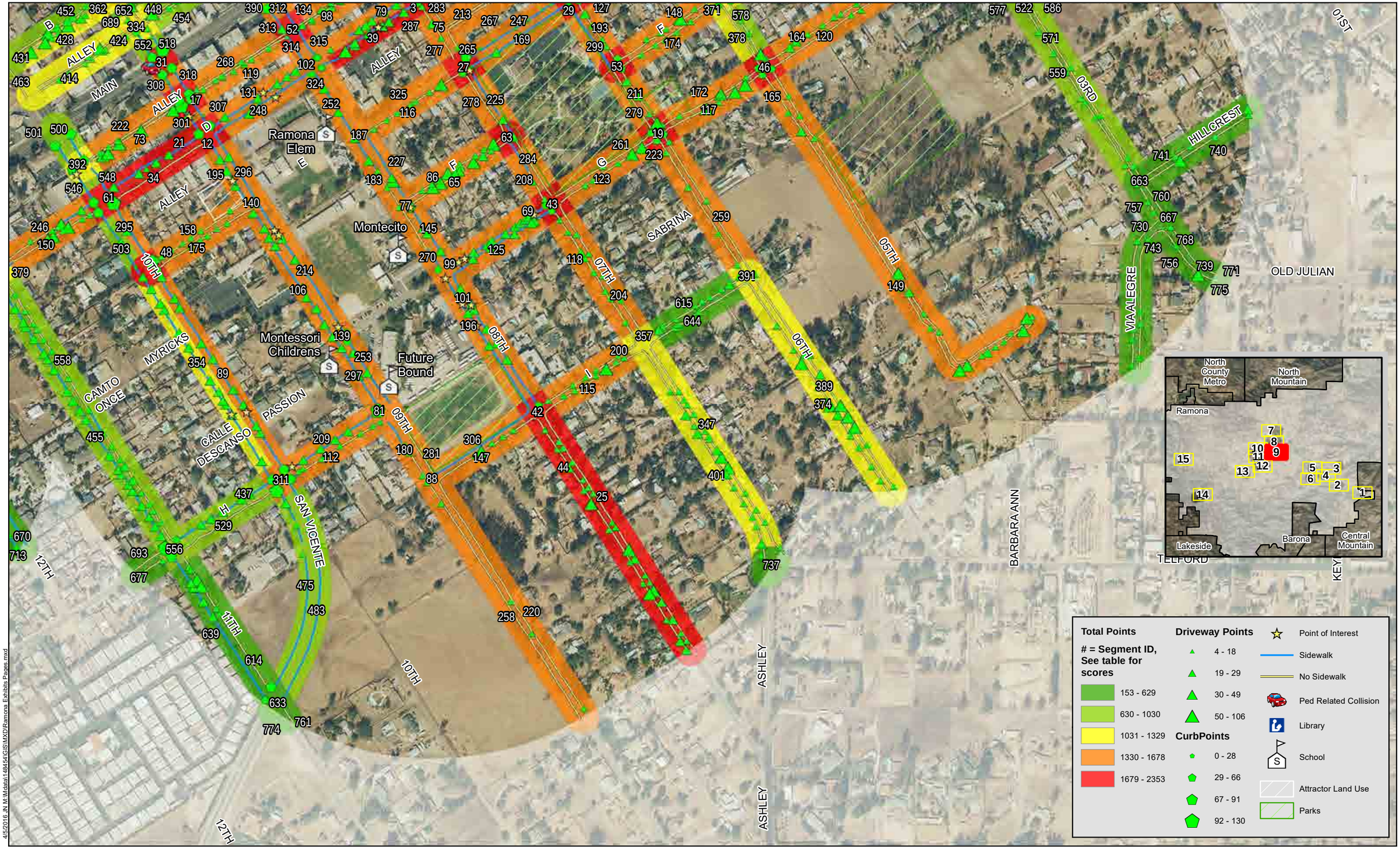

4/5/2016 JN M:\Mdata\14845a\GIS\MXD\Ramona Exhibits Pages.mxd

Michael Baker INTERNATIONAL

0 250 500 1,000 Feet

Source: San Diego County, SANDAG, SanGIS, Eagle Aerial, ESRI

San Diego County ATP

Ramona PGA

Map 9


North County Metro
North Mountain
Ramona
Lakeside
Barona
Central Mountain
1
2
3
4
5
6
7
8
9
10
11
12
13
14
15
BRAZOS
MAPLE
PINE
MOONLIGHT
WALNUT
MONTECITO
ASKEW
DAVIS
ALICE
LA BREA
RAMONA
DAY
BERTSON
VERMONT
MAIN
ALLEY
A
B
D
E
F
TAG
10TH
12TH
13TH
14TH
16TH
Total Points
= Segment ID, See table for scores
153 - 629
630 - 1030
1031 - 1329
1330 - 1678
1679 - 2353
Driveway Points
4 - 18
19 - 29
30 - 49
50 - 106
CurbPoints
0 - 28
29 - 66
67 - 91
92 - 130
Point of Interest
Sidewalk
No Sidewalk
Ped Related Collision
Library
School
Attractor Land Use
Parks
4/5/2016 JN M:\Mdata\14854\GIS\MXD\Ramona Exhibits Pages.mxd
Michael Baker INTERNATIONAL
0 250 500 1,000 Feet
Source: San Diego County, SANDAG, SanGIS, Eagle Aerial, ESRI
San Diego County ATP
Ramona PGA
Map 10

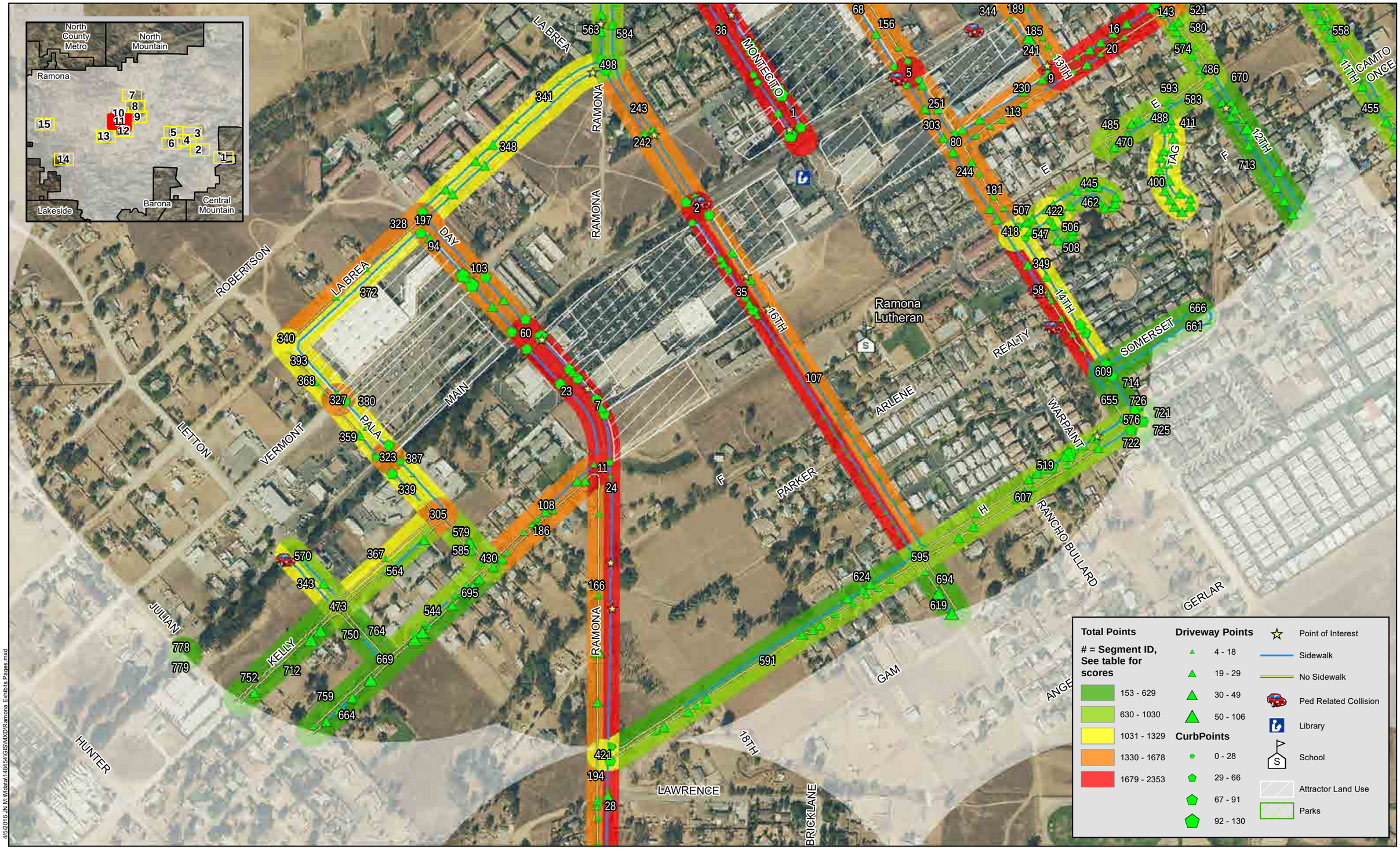

4/5/2016 JN M:\Mdata\14845\GIS\MXD\Ramona Exhibits Pages.mxd

Michael Baker INTERNATIONAL

0 250 500 1,000 Feet

Source: San Diego County, SANDAG, SanGIS, Eagle Aerial, ESRI

San Diego County ATP

Ramona PGA

Map 11

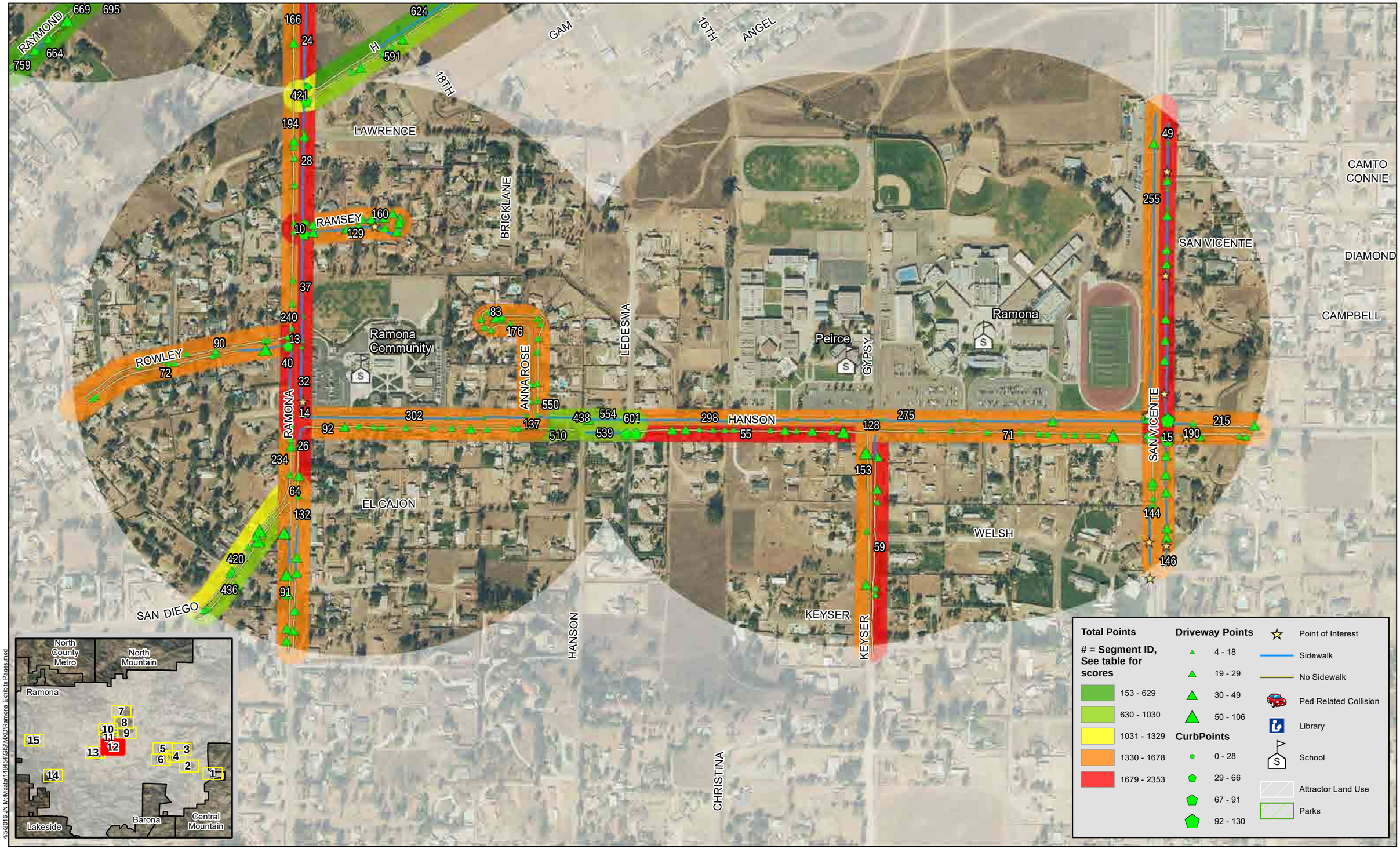

4/5/2016 JN M:\Mdata\148454\GIS\MXD\Ramona Exhibits Pages.mxd

Michael Baker INTERNATIONAL

0 250 500 1,000 Feet

Source: San Diego County, SANDAG, SanGIS, Eagle Aerial, ESRI

San Diego County ATP

Ramona PGA

Map 12



4/5/2016 JN M:\Mdata\148454\GIS\MXD\Ramona Exhibits Pages.mxd

Michael Baker INTERNATIONAL

0 250 500 1,000 Feet

Source: San Diego County, SANDAG, SanGIS, Eagle Aerial, ESRI

San Diego County ATP

Ramona PGA

Map 13

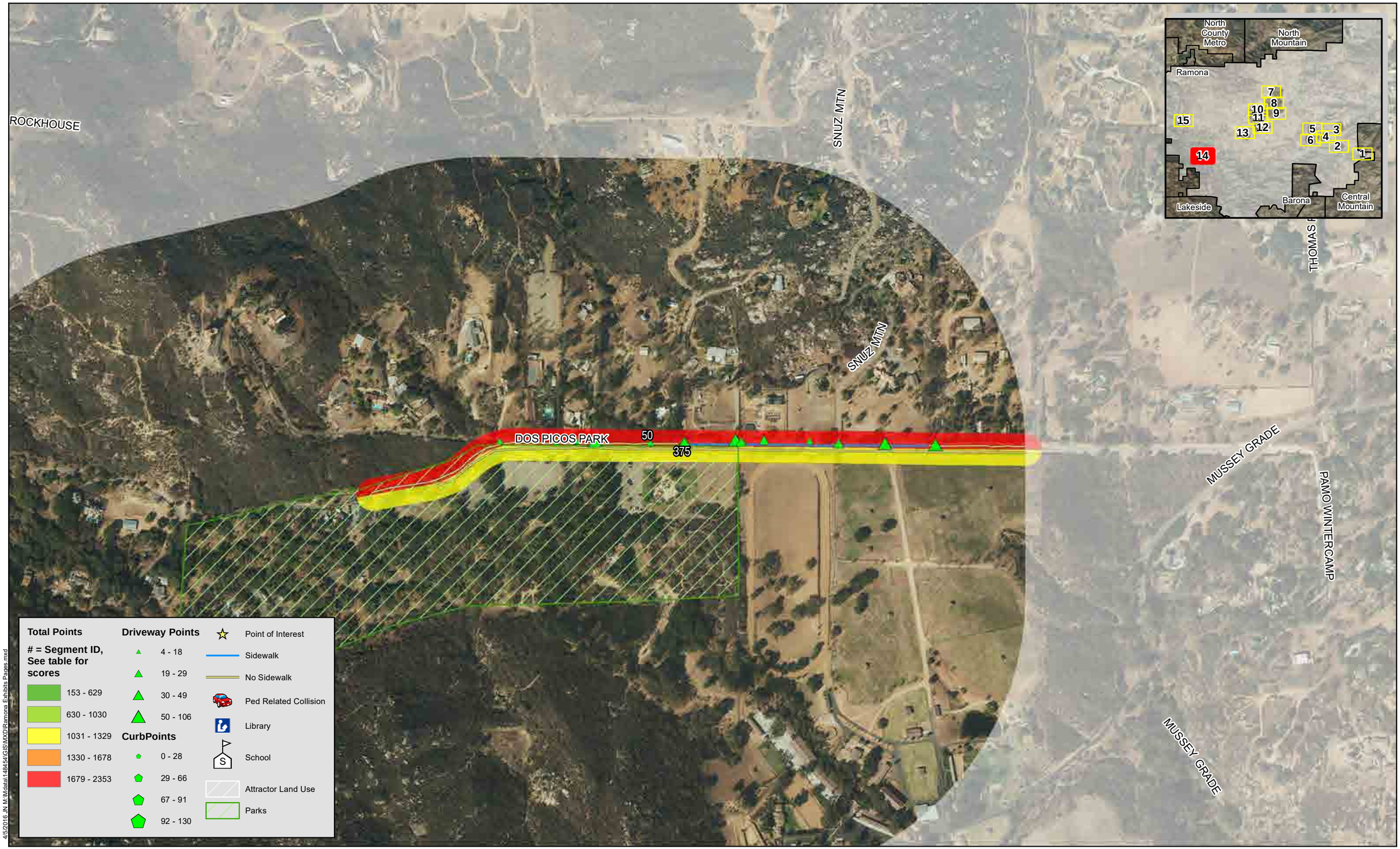
ROCKHOUSE
SNUZ MTN
SNUZ MTN
DOS PICOS PARK
50
375
MUSSEY GRADE
PAMO WINTERCAMP
MUSSEY GRADE
THOMAS
North County Metro
North Mountain
Ramona
Lakeside
Barona
Central Mountain
1
2
3
4
5
6
7
8
9
10
11
12
13
14
15
Total Points
= Segment ID, See table for scores
153 - 629
630 - 1030
1031 - 1329
1330 - 1678
1679 - 2353
Driveway Points
4 - 18
19 - 29
30 - 49
50 - 106
CurbPoints
0 - 28
29 - 66
67 - 91
92 - 130
Point of Interest
Sidewalk
No Sidewalk
Ped Related Collision
Library
School
Attractor Land Use
Parks
4/5/2016 JN M:\Mdata\148454\GIS\MXD\Ramona Exhibits Pages.mxd
Michael Baker INTERNATIONAL
0
250
500
1,000
Feet
Source: San Diego County, SANDAG, SanGIS, Eagle Aerial, ESRI
San Diego County ATP
Ramona PGA
Map 14

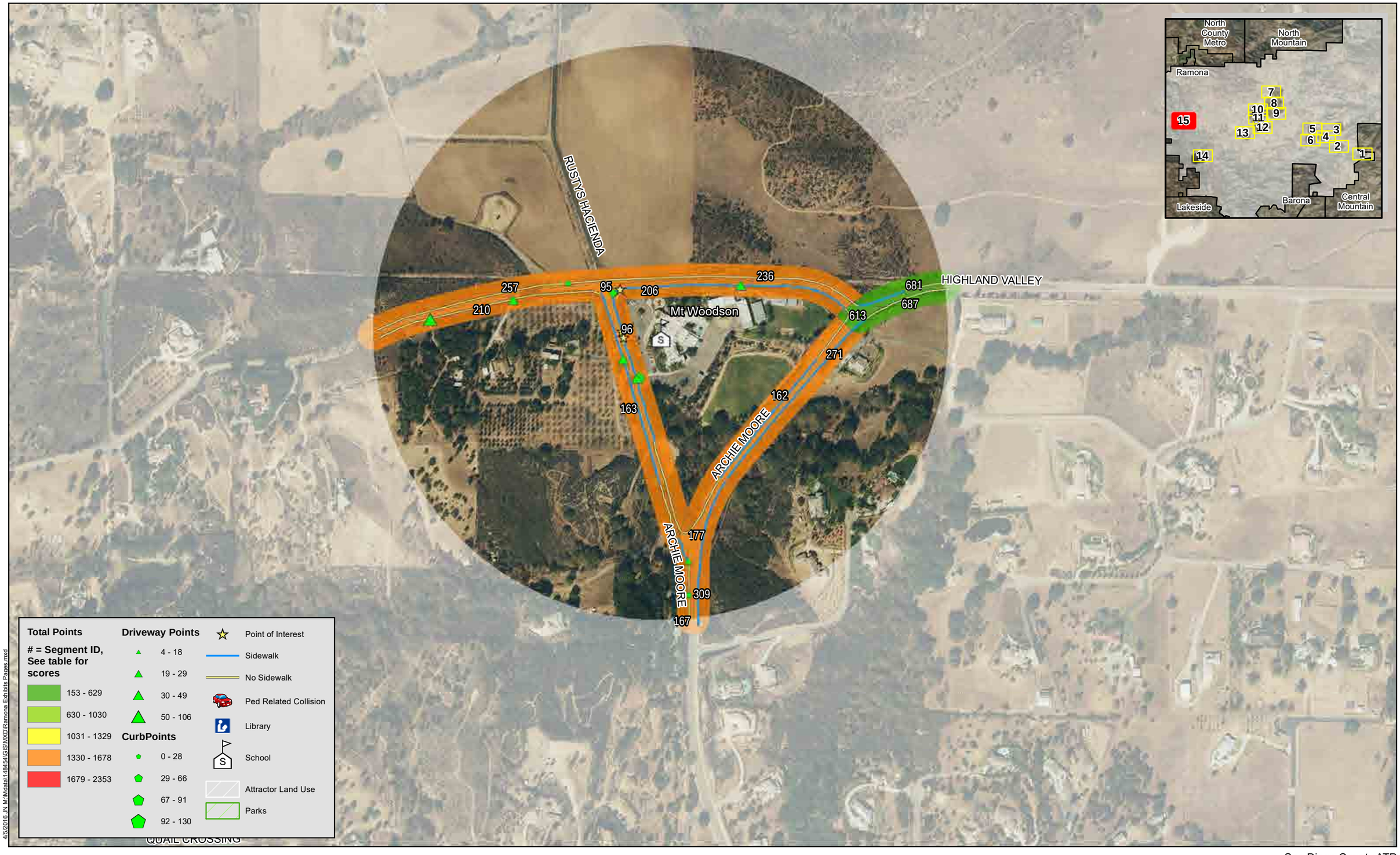

San Diego County ATP

Ramona PGA

Map 15

Ramona Point Total

	100%	25%	25%	10%	15%	10%	10%	5%
Score ID	Total Points	Adjusted Field Points	Attractor Score	Diabetes Score	Crash Score	Socioeconomic Score	Project Priority Score	School Score
1	**2353**	1000	1000	153	0	0	0	200
2	**2276**	323	1000	153	600	0	0	200
3	**2223**	470	1000	153	0	0	400	200
4	**2200**	847	1000	153	0	0	0	200
5	**2192**	239	1000	153	600	0	0	200
6	**2182**	829	1000	153	0	0	0	200
7	**2178**	425	1000	153	0	0	400	200
8	**2125**	972	1000	153	0	0	0	0
9	**2086**	333	1000	153	0	0	400	200
10	**2070**	317	1000	153	0	0	400	200
11	**2069**	316	1000	153	0	0	400	200
12	**2047**	294	1000	153	0	0	400	200
13	**2045**	292	1000	153	0	0	400	200
14	**1994**	241	1000	153	0	0	400	200
15	**1973**	620	1000	153	0	0	0	200
16	**1971**	218	1000	153	0	0	400	200
17	**1959**	606	1000	153	0	0	0	200
18	**1951**	598	1000	153	0	0	0	200
19	**1946**	593	1000	153	0	0	0	200
20	**1945**	192	1000	153	0	0	400	200
21	**1927**	174	1000	153	0	0	400	200
22	**1873**	520	1000	153	0	0	0	200
23	**1868**	115	1000	153	0	0	400	200
24	**1862**	109	1000	153	0	0	400	200
25	**1857**	504	1000	153	0	0	0	200
26	**1850**	97	1000	153	0	0	400	200
27	**1849**	496	1000	153	0	0	0	200
28	**1834**	81	1000	153	0	0	400	200
29	**1821**	468	1000	153	0	0	0	200
30	**1815**	462	1000	153	0	0	0	200
31	**1811**	358	500	153	600	0	0	200
32	**1800**	47	1000	153	0	0	400	200
33	**1800**	447	1000	153	0	0	0	200
34	**1797**	44	1000	153	0	0	400	200
35	**1793**	440	1000	153	0	0	0	200
36	**1790**	437	1000	153	0	0	0	200
37	**1790**	37	1000	153	0	0	400	200

Ramona Point Total

	100%	25%	25%	10%	15%	10%	10%	5%
Score ID	Total Points	Adjusted Field Points	Attractor Score	Diabetes Score	Crash Score	Socioeconomic Score	Project Priority Score	School Score
38	**1790**	437	1000	153	0	0	0	200
39	**1777**	424	1000	153	0	0	0	200
40	**1777**	24	1000	153	0	0	400	200
41	**1769**	416	1000	153	0	0	0	200
42	**1737**	384	1000	153	0	0	0	200
43	**1734**	381	1000	153	0	0	0	200
44	**1730**	377	1000	153	0	0	0	200
45	**1729**	376	1000	153	0	0	0	200
46	**1725**	572	1000	153	0	0	0	0
47	**1725**	372	1000	153	0	0	0	200
48	**1723**	370	1000	153	0	0	0	200
49	**1720**	367	1000	153	0	0	0	200
50	**1720**	567	1000	153	0	0	0	0
51	**1716**	363	1000	153	0	0	0	200
52	**1715**	362	1000	153	0	0	0	200
53	**1715**	362	1000	153	0	0	0	200
54	**1714**	361	1000	153	0	0	0	200
55	**1710**	357	1000	153	0	0	0	200
56	**1708**	355	1000	153	0	0	0	200
57	**1703**	350	1000	153	0	0	0	200
58	**1697**	244	500	153	600	0	0	200
59	**1696**	343	1000	153	0	0	0	200
60	**1688**	335	1000	153	0	0	0	200
61	**1688**	435	500	153	0	0	400	200
62	**1688**	535	1000	153	0	0	0	0
63	**1685**	332	1000	153	0	0	0	200
64	**1678**	325	1000	153	0	0	0	200
65	**1675**	322	1000	153	0	0	0	200
66	**1674**	321	1000	153	0	0	0	200
67	**1673**	320	1000	153	0	0	0	200
68	**1671**	318	1000	153	0	0	0	200
69	**1669**	316	1000	153	0	0	0	200
70	**1668**	315	1000	153	0	0	0	200
71	**1661**	308	1000	153	0	0	0	200
72	**1656**	303	1000	153	0	0	0	200
73	**1656**	303	1000	153	0	0	0	200
74	**1655**	302	1000	153	0	0	0	200

Ramona Point Total

	100%	25%	25%	10%	15%	10%	10%	5%
Score ID	Total Points	Adjusted Field Points	Attractor Score	Diabetes Score	Crash Score	Socioeconomic Score	Project Priority Score	School Score
75	**1655**	302	1000	153	0	0	0	200
76	**1653**	300	1000	153	0	0	0	200
77	**1650**	297	1000	153	0	0	0	200
78	**1649**	296	1000	153	0	0	0	200
79	**1648**	295	1000	153	0	0	0	200
80	**1647**	294	1000	153	0	0	0	200
81	**1646**	293	1000	153	0	0	0	200
82	**1641**	288	1000	153	0	0	0	200
83	**1640**	287	1000	153	0	0	0	200
84	**1639**	286	1000	153	0	0	0	200
85	**1635**	282	1000	153	0	0	0	200
86	**1634**	281	1000	153	0	0	0	200
87	**1633**	280	1000	153	0	0	0	200
88	**1629**	276	1000	153	0	0	0	200
89	**1625**	272	1000	153	0	0	0	200
90	**1625**	272	1000	153	0	0	0	200
91	**1624**	371	500	153	0	0	400	200
92	**1621**	268	1000	153	0	0	0	200
93	**1617**	364	500	153	0	0	400	200
94	**1612**	259	1000	153	0	0	0	200
95	**1612**	259	1000	153	0	0	0	200
96	**1611**	258	1000	153	0	0	0	200
97	**1610**	257	1000	153	0	0	0	200
98	**1610**	257	1000	153	0	0	0	200
99	**1608**	255	1000	153	0	0	0	200
100	**1604**	251	1000	153	0	0	0	200
101	**1604**	251	1000	153	0	0	0	200
102	**1600**	247	1000	153	0	0	0	200
103	**1600**	247	1000	153	0	0	0	200
104	**1599**	446	1000	153	0	0	0	0
105	**1598**	245	1000	153	0	0	0	200
106	**1591**	238	1000	153	0	0	0	200
107	**1590**	237	1000	153	0	0	0	200
108	**1588**	235	1000	153	0	0	0	200
109	**1588**	235	1000	153	0	0	0	200
110	**1588**	235	1000	153	0	0	0	200
111	**1587**	234	1000	153	0	0	0	200

Ramona Point Total

	100%	25%	25%	10%	15%	10%	10%	5%
Score ID	Total Points	Adjusted Field Points	Attractor Score	Diabetes Score	Crash Score	Socioeconomic Score	Project Priority Score	School Score
112	**1587**	234	1000	153	0	0	0	200
113	**1583**	230	1000	153	0	0	0	200
114	**1583**	230	1000	153	0	0	0	200
115	**1576**	223	1000	153	0	0	0	200
116	**1576**	223	1000	153	0	0	0	200
117	**1574**	221	1000	153	0	0	0	200
118	**1573**	220	1000	153	0	0	0	200
119	**1567**	214	1000	153	0	0	0	200
120	**1567**	214	1000	153	0	0	0	200
121	**1567**	314	500	153	0	0	400	200
122	**1566**	213	1000	153	0	0	0	200
123	**1564**	211	1000	153	0	0	0	200
124	**1561**	208	1000	153	0	0	0	200
125	**1560**	207	1000	153	0	0	0	200
126	**1559**	406	1000	153	0	0	0	0
127	**1555**	202	1000	153	0	0	0	200
128	**1554**	201	1000	153	0	0	0	200
129	**1552**	199	1000	153	0	0	0	200
130	**1550**	197	1000	153	0	0	0	200
131	**1549**	196	1000	153	0	0	0	200
132	**1547**	294	500	153	0	0	400	200
133	**1547**	194	1000	153	0	0	0	200
134	**1546**	193	1000	153	0	0	0	200
135	**1546**	193	1000	153	0	0	0	200
136	**1546**	193	1000	153	0	0	0	200
137	**1543**	190	1000	153	0	0	0	200
138	**1543**	190	1000	153	0	0	0	200
139	**1543**	190	1000	153	0	0	0	200
140	**1541**	188	1000	153	0	0	0	200
141	**1540**	187	1000	153	0	0	0	200
142	**1538**	185	1000	153	0	0	0	200
143	**1536**	483	500	153	0	0	400	0
144	**1535**	182	1000	153	0	0	0	200
145	**1534**	181	1000	153	0	0	0	200
146	**1534**	181	1000	153	0	0	0	200
147	**1534**	181	1000	153	0	0	0	200
148	**1534**	181	1000	153	0	0	0	200

Ramona Point Total

	100%	25%	25%	10%	15%	10%	10%	5%
Score ID	Total Points	Adjusted Field Points	Attractor Score	Diabetes Score	Crash Score	Socioeconomic Score	Project Priority Score	School Score
149	**1533**	380	1000	153	0	0	0	0
150	**1532**	279	500	153	0	0	400	200
151	**1531**	178	1000	153	0	0	0	200
152	**1530**	177	1000	153	0	0	0	200
153	**1530**	177	1000	153	0	0	0	200
154	**1529**	176	1000	153	0	0	0	200
155	**1528**	175	1000	153	0	0	0	200
156	**1525**	172	1000	153	0	0	0	200
157	**1525**	172	1000	153	0	0	0	200
158	**1525**	172	1000	153	0	0	0	200
159	**1525**	172	1000	153	0	0	0	200
160	**1524**	171	1000	153	0	0	0	200
161	**1524**	171	1000	153	0	0	0	200
162	**1523**	170	1000	153	0	0	0	200
163	**1521**	168	1000	153	0	0	0	200
164	**1521**	668	500	153	0	0	0	200
165	**1520**	367	1000	153	0	0	0	0
166	**1518**	165	1000	153	0	0	0	200
167	**1518**	165	1000	153	0	0	0	200
168	**1516**	363	1000	153	0	0	0	0
169	**1515**	162	1000	153	0	0	0	200
170	**1514**	161	1000	153	0	0	0	200
171	**1514**	261	500	153	0	0	400	200
172	**1513**	160	1000	153	0	0	0	200
173	**1504**	351	1000	153	0	0	0	0
174	**1503**	150	1000	153	0	0	0	200
175	**1503**	150	1000	153	0	0	0	200
176	**1503**	150	1000	153	0	0	0	200
177	**1502**	149	1000	153	0	0	0	200
178	**1501**	648	500	153	0	0	0	200
179	**1501**	148	1000	153	0	0	0	200
180	**1500**	147	1000	153	0	0	0	200
181	**1500**	147	1000	153	0	0	0	200
182	**1499**	146	1000	153	0	0	0	200
183	**1497**	144	1000	153	0	0	0	200
184	**1495**	342	1000	153	0	0	0	0
185	**1494**	141	1000	153	0	0	0	200

Ramona Point Total

	100%	25%	25%	10%	15%	10%	10%	5%
Score ID	Total Points	Adjusted Field Points	Attractor Score	Diabetes Score	Crash Score	Socioeconomic Score	Project Priority Score	School Score
186	**1493**	140	1000	153	0	0	0	200
187	**1493**	140	1000	153	0	0	0	200
188	**1491**	138	1000	153	0	0	0	200
189	**1491**	138	1000	153	0	0	0	200
190	**1490**	137	1000	153	0	0	0	200
191	**1489**	136	1000	153	0	0	0	200
192	**1488**	135	1000	153	0	0	0	200
193	**1488**	135	1000	153	0	0	0	200
194	**1488**	135	1000	153	0	0	0	200
195	**1486**	133	1000	153	0	0	0	200
196	**1484**	131	1000	153	0	0	0	200
197	**1483**	330	1000	153	0	0	0	0
198	**1482**	129	1000	153	0	0	0	200
199	**1482**	129	1000	153	0	0	0	200
200	**1482**	129	1000	153	0	0	0	200
201	**1482**	129	1000	153	0	0	0	200
202	**1482**	129	1000	153	0	0	0	200
203	**1482**	129	1000	153	0	0	0	200
204	**1482**	129	1000	153	0	0	0	200
205	**1482**	129	1000	153	0	0	0	200
206	**1482**	129	1000	153	0	0	0	200
207	**1481**	128	1000	153	0	0	0	200
208	**1479**	126	1000	153	0	0	0	200
209	**1479**	126	1000	153	0	0	0	200
210	**1476**	123	1000	153	0	0	0	200
211	**1472**	119	1000	153	0	0	0	200
212	**1470**	117	1000	153	0	0	0	200
213	**1470**	117	1000	153	0	0	0	200
214	**1469**	116	1000	153	0	0	0	200
215	**1465**	112	1000	153	0	0	0	200
216	**1463**	110	1000	153	0	0	0	200
217	**1461**	208	500	153	0	0	400	200
218	**1461**	108	1000	153	0	0	0	200
219	**1461**	108	1000	153	0	0	0	200
220	**1461**	108	1000	153	0	0	0	200
221	**1461**	108	1000	153	0	0	0	200
222	**1461**	108	1000	153	0	0	0	200

Ramona Point Total

	100%	25%	25%	10%	15%	10%	10%	5%
Score ID	Total Points	Adjusted Field Points	Attractor Score	Diabetes Score	Crash Score	Socioeconomic Score	Project Priority Score	School Score
223	**1461**	108	1000	153	0	0	0	200
224	**1461**	108	1000	153	0	0	0	200
225	**1460**	107	1000	153	0	0	0	200
226	**1460**	107	1000	153	0	0	0	200
227	**1458**	105	1000	153	0	0	0	200
228	**1452**	199	500	153	0	0	400	200
229	**1451**	598	500	153	0	0	0	200
230	**1451**	98	1000	153	0	0	0	200
231	**1450**	297	1000	153	0	0	0	0
232	**1448**	295	1000	153	0	0	0	0
233	**1447**	294	1000	153	0	0	0	0
234	**1445**	92	1000	153	0	0	0	200
235	**1443**	290	1000	153	0	0	0	0
236	**1442**	89	1000	153	0	0	0	200
237	**1440**	87	1000	153	0	0	0	200
238	**1440**	87	1000	153	0	0	0	200
239	**1440**	87	1000	153	0	0	0	200
240	**1440**	87	1000	153	0	0	0	200
241	**1439**	86	1000	153	0	0	0	200
242	**1438**	85	1000	153	0	0	0	200
243	**1438**	85	1000	153	0	0	0	200
244	**1438**	85	1000	153	0	0	0	200
245	**1438**	85	1000	153	0	0	0	200
246	**1437**	184	500	153	0	0	400	200
247	**1432**	79	1000	153	0	0	0	200
248	**1431**	78	1000	153	0	0	0	200
249	**1431**	578	500	153	0	0	0	200
250	**1426**	373	500	153	0	0	400	0
251	**1423**	70	1000	153	0	0	0	200
252	**1423**	70	1000	153	0	0	0	200
253	**1421**	68	1000	153	0	0	0	200
254	**1421**	568	500	153	0	0	0	200
255	**1419**	66	1000	153	0	0	0	200
256	**1419**	66	1000	153	0	0	0	200
257	**1419**	66	1000	153	0	0	0	200
258	**1419**	66	1000	153	0	0	0	200
259	**1419**	66	1000	153	0	0	0	200

Ramona Point Total

	100%	25%	25%	10%	15%	10%	10%	5%
Score ID	Total Points	Adjusted Field Points	Attractor Score	Diabetes Score	Crash Score	Socioeconomic Score	Project Priority Score	School Score
260	**1419**	66	1000	153	0	0	0	200
261	**1419**	66	1000	153	0	0	0	200
262	**1419**	66	1000	153	0	0	0	200
263	**1419**	66	1000	153	0	0	0	200
264	**1419**	66	1000	153	0	0	0	200
265	**1419**	66	1000	153	0	0	0	200
266	**1419**	66	1000	153	0	0	0	200
267	**1419**	66	1000	153	0	0	0	200
268	**1419**	66	1000	153	0	0	0	200
269	**1417**	64	1000	153	0	0	0	200
270	**1415**	62	1000	153	0	0	0	200
271	**1411**	58	1000	153	0	0	0	200
272	**1407**	254	1000	153	0	0	0	0
273	**1407**	254	1000	153	0	0	0	0
274	**1407**	254	1000	153	0	0	0	0
275	**1405**	52	1000	153	0	0	0	200
276	**1397**	44	1000	153	0	0	0	200
277	**1397**	44	1000	153	0	0	0	200
278	**1397**	44	1000	153	0	0	0	200
279	**1397**	44	1000	153	0	0	0	200
280	**1397**	44	1000	153	0	0	0	200
281	**1397**	44	1000	153	0	0	0	200
282	**1397**	44	1000	153	0	0	0	200
283	**1397**	44	1000	153	0	0	0	200
284	**1397**	44	1000	153	0	0	0	200
285	**1397**	44	1000	153	0	0	0	200
286	**1397**	44	1000	153	0	0	0	200
287	**1397**	44	1000	153	0	0	0	200
288	**1397**	44	1000	153	0	0	0	200
289	**1397**	44	1000	153	0	0	0	200
290	**1397**	44	1000	153	0	0	0	200
291	**1397**	44	1000	153	0	0	0	200
292	**1397**	44	1000	153	0	0	0	200
293	**1397**	44	1000	153	0	0	0	200
294	**1395**	42	1000	153	0	0	0	200
295	**1395**	42	1000	153	0	0	0	200
296	**1395**	42	1000	153	0	0	0	200

Ramona Point Total

	100%	25%	25%	10%	15%	10%	10%	5%
Score ID	Total Points	Adjusted Field Points	Attractor Score	Diabetes Score	Crash Score	Socioeconomic Score	Project Priority Score	School Score
297	**1395**	42	1000	153	0	0	0	200
298	**1394**	41	1000	153	0	0	0	200
299	**1394**	41	1000	153	0	0	0	200
300	**1394**	41	1000	153	0	0	0	200
301	**1394**	41	1000	153	0	0	0	200
302	**1394**	41	1000	153	0	0	0	200
303	**1393**	40	1000	153	0	0	0	200
304	**1378**	225	1000	153	0	0	0	0
305	**1378**	225	1000	153	0	0	0	0
306	**1377**	24	1000	153	0	0	0	200
307	**1375**	22	1000	153	0	0	0	200
308	**1372**	19	1000	153	0	0	0	200
309	**1372**	19	1000	153	0	0	0	200
310	**1369**	216	1000	153	0	0	0	0
311	**1369**	516	500	153	0	0	0	200
312	**1368**	15	1000	153	0	0	0	200
313	**1368**	15	1000	153	0	0	0	200
314	**1368**	15	1000	153	0	0	0	200
315	**1368**	15	1000	153	0	0	0	200
316	**1367**	214	1000	153	0	0	0	0
317	**1365**	212	1000	153	0	0	0	0
318	**1365**	12	1000	153	0	0	0	200
319	**1365**	12	1000	153	0	0	0	200
320	**1364**	211	1000	153	0	0	0	0
321	**1363**	210	1000	153	0	0	0	0
322	**1361**	208	1000	153	0	0	0	0
323	**1356**	203	1000	153	0	0	0	0
324	**1353**	0	1000	153	0	0	0	200
325	**1353**	0	1000	153	0	0	0	200
326	**1352**	199	1000	153	0	0	0	0
327	**1351**	198	1000	153	0	0	0	0
328	**1345**	192	1000	153	0	0	0	0
329	**1344**	191	1000	153	0	0	0	0
330	**1343**	190	1000	153	0	0	0	0
331	**1330**	477	500	153	0	0	0	200
332	**1327**	474	500	153	0	0	0	200
333	**1322**	169	1000	153	0	0	0	0

Ramona Point Total

	100%	25%	25%	10%	15%	10%	10%	5%
Score ID	Total Points	Adjusted Field Points	Attractor Score	Diabetes Score	Crash Score	Socioeconomic Score	Project Priority Score	School Score
334	**1320**	467	500	153	0	0	0	200
335	**1317**	164	1000	153	0	0	0	0
336	**1315**	162	1000	153	0	0	0	0
337	**1313**	160	1000	153	0	0	0	0
338	**1312**	159	1000	153	0	0	0	0
339	**1307**	154	1000	153	0	0	0	0
340	**1304**	151	1000	153	0	0	0	0
341	**1298**	145	1000	153	0	0	0	0
342	**1297**	144	1000	153	0	0	0	0
343	**1294**	41	500	153	600	0	0	0
344	**1293**	140	1000	153	0	0	0	0
345	**1291**	138	1000	153	0	0	0	0
346	**1289**	136	1000	153	0	0	0	0
347	**1282**	429	500	153	0	0	0	200
348	**1279**	126	1000	153	0	0	0	0
349	**1278**	425	500	153	0	0	0	200
350	**1272**	119	1000	153	0	0	0	0
351	**1271**	418	500	153	0	0	0	200
352	**1270**	117	1000	153	0	0	0	0
353	**1268**	115	1000	153	0	0	0	0
354	**1255**	402	500	153	0	0	0	200
355	**1249**	96	1000	153	0	0	0	0
356	**1242**	89	1000	153	0	0	0	0
357	**1240**	387	500	153	0	0	0	200
358	**1240**	87	1000	153	0	0	0	0
359	**1240**	87	1000	153	0	0	0	0
360	**1237**	384	500	153	0	0	0	200
361	**1236**	83	1000	153	0	0	0	0
362	**1234**	481	0	153	0	0	400	200
363	**1234**	181	500	153	0	0	400	0
364	**1234**	381	500	153	0	0	0	200
365	**1230**	377	500	153	0	0	0	200
366	**1229**	76	1000	153	0	0	0	0
367	**1219**	66	1000	153	0	0	0	0
368	**1219**	66	1000	153	0	0	0	0
369	**1219**	66	1000	153	0	0	0	0
370	**1216**	363	500	153	0	0	0	200

Ramona Point Total

	100%	25%	25%	10%	15%	10%	10%	5%
Score ID	Total Points	Adjusted Field Points	Attractor Score	Diabetes Score	Crash Score	Socioeconomic Score	Project Priority Score	School Score
371	**1216**	563	500	153	0	0	0	0
372	**1212**	59	1000	153	0	0	0	0
373	**1207**	354	500	153	0	0	0	200
374	**1197**	344	500	153	0	0	0	200
375	**1197**	44	1000	153	0	0	0	0
376	**1197**	44	1000	153	0	0	0	0
377	**1197**	44	1000	153	0	0	0	0
378	**1197**	44	1000	153	0	0	0	0
379	**1197**	444	0	153	0	0	400	200
380	**1195**	42	1000	153	0	0	0	0
381	**1195**	342	500	153	0	0	0	200
382	**1191**	138	500	153	0	0	400	0
383	**1190**	337	500	153	0	0	0	200
384	**1186**	333	500	153	0	0	0	200
385	**1183**	330	500	153	0	0	0	200
386	**1180**	327	500	153	0	0	0	200
387	**1175**	22	1000	153	0	0	0	0
388	**1174**	321	500	153	0	0	0	200
389	**1173**	320	500	153	0	0	0	200
390	**1172**	319	500	153	0	0	0	200
391	**1171**	318	500	153	0	0	0	200
392	**1168**	315	500	153	0	0	0	200
393	**1168**	15	1000	153	0	0	0	0
394	**1159**	306	500	153	0	0	0	200
395	**1151**	298	500	153	0	0	0	200
396	**1148**	295	500	153	0	0	0	200
397	**1148**	295	500	153	0	0	0	200
398	**1140**	287	500	153	0	0	0	200
399	**1133**	280	500	153	0	0	0	200
400	**1132**	279	500	153	0	0	0	200
401	**1132**	279	500	153	0	0	0	200
402	**1129**	376	0	153	0	0	400	200
403	**1129**	276	500	153	0	0	0	200
404	**1126**	273	500	153	0	0	0	200
405	**1118**	365	0	153	0	0	400	200
406	**1110**	257	500	153	0	0	0	200
407	**1107**	254	500	153	0	0	0	200

Ramona Point Total

	100%	25%	25%	10%	15%	10%	10%	5%
Score ID	Total Points	Adjusted Field Points	Attractor Score	Diabetes Score	Crash Score	Socioeconomic Score	Project Priority Score	School Score
408	**1103**	250	500	153	0	0	0	200
409	**1101**	348	0	153	0	0	400	200
410	**1096**	243	500	153	0	0	0	200
411	**1089**	236	500	153	0	0	0	200
412	**1082**	229	500	153	0	0	0	200
413	**1074**	421	500	153	0	0	0	0
414	**1069**	216	500	153	0	0	0	200
415	**1069**	216	500	153	0	0	0	200
416	**1063**	210	500	153	0	0	0	200
417	**1063**	210	500	153	0	0	0	200
418	**1061**	208	500	153	0	0	0	200
419	**1061**	208	500	153	0	0	0	200
420	**1061**	208	500	153	0	0	0	200
421	**1056**	303	0	153	0	0	400	200
422	**1054**	201	500	153	0	0	0	200
423	**1050**	197	500	153	0	0	0	200
424	**1047**	194	500	153	0	0	0	200
425	**1046**	193	500	153	0	0	0	200
426	**1046**	193	500	153	0	0	0	200
427	**1046**	193	500	153	0	0	0	200
428	**1043**	290	0	153	0	0	400	200
429	**1037**	384	500	153	0	0	0	0
430	**1030**	377	500	153	0	0	0	0
431	**1026**	273	0	153	0	0	400	200
432	**1025**	172	500	153	0	0	0	200
433	**1025**	172	500	153	0	0	0	200
434	**1025**	172	500	153	0	0	0	200
435	**1022**	269	0	153	0	0	400	200
436	**1018**	165	500	153	0	0	0	200
437	**1018**	165	500	153	0	0	0	200
438	**1011**	158	500	153	0	0	0	200
439	**1003**	150	500	153	0	0	0	200
440	**1003**	150	500	153	0	0	0	200
441	**1003**	150	500	153	0	0	0	200
442	**1003**	150	500	153	0	0	0	200
443	**1003**	150	500	153	0	0	0	200
444	**1003**	150	500	153	0	0	0	200

Ramona Point Total

	100%	25%	25%	10%	15%	10%	10%	5%
Score ID	Total Points	Adjusted Field Points	Attractor Score	Diabetes Score	Crash Score	Socioeconomic Score	Project Priority Score	School Score
445	**1003**	150	500	153	0	0	0	200
446	**1001**	148	500	153	0	0	0	200
447	**1001**	148	500	153	0	0	0	200
448	**997**	144	500	153	0	0	0	200
449	**995**	142	500	153	0	0	0	200
450	**991**	138	500	153	0	0	0	200
451	**991**	138	500	153	0	0	0	200
452	**990**	237	0	153	0	0	400	200
453	**985**	132	500	153	0	0	0	200
454	**984**	131	500	153	0	0	0	200
455	**983**	630	0	153	0	0	0	200
456	**982**	129	500	153	0	0	0	200
457	**982**	129	500	153	0	0	0	200
458	**982**	129	500	153	0	0	0	200
459	**982**	129	500	153	0	0	0	200
460	**982**	129	500	153	0	0	0	200
461	**982**	129	500	153	0	0	0	200
462	**976**	123	500	153	0	0	0	200
463	**975**	222	0	153	0	0	400	200
464	**972**	119	500	153	0	0	0	200
465	**970**	117	500	153	0	0	0	200
466	**970**	117	500	153	0	0	0	200
467	**970**	117	500	153	0	0	0	200
468	**970**	317	500	153	0	0	0	0
469	**968**	315	500	153	0	0	0	0
470	**967**	114	500	153	0	0	0	200
471	**967**	114	500	153	0	0	0	200
472	**967**	114	500	153	0	0	0	200
473	**963**	310	500	153	0	0	0	0
474	**962**	209	0	153	0	0	400	200
475	**962**	109	500	153	0	0	0	200
476	**961**	108	500	153	0	0	0	200
477	**961**	108	500	153	0	0	0	200
478	**961**	108	500	153	0	0	0	200
479	**961**	108	500	153	0	0	0	200
480	**958**	105	500	153	0	0	0	200
481	**955**	102	500	153	0	0	0	200

Ramona Point Total

	100%	25%	25%	10%	15%	10%	10%	5%
Score ID	Total Points	Adjusted Field Points	Attractor Score	Diabetes Score	Crash Score	Socioeconomic Score	Project Priority Score	School Score
482	**951**	298	500	153	0	0	0	0
483	**950**	97	500	153	0	0	0	200
484	**948**	95	500	153	0	0	0	200
485	**947**	94	500	153	0	0	0	200
486	**943**	290	500	153	0	0	0	0
487	**942**	89	500	153	0	0	0	200
488	**941**	288	500	153	0	0	0	0
489	**941**	88	500	153	0	0	0	200
490	**940**	387	0	153	0	0	400	0
491	**940**	87	500	153	0	0	0	200
492	**940**	87	500	153	0	0	0	200
493	**940**	87	500	153	0	0	0	200
494	**940**	87	500	153	0	0	0	200
495	**940**	87	500	153	0	0	0	200
496	**940**	87	500	153	0	0	0	200
497	**940**	87	500	153	0	0	0	200
498	**938**	285	500	153	0	0	0	0
499	**936**	83	500	153	0	0	0	200
500	**934**	81	500	153	0	0	0	200
501	**932**	79	500	153	0	0	0	200
502	**928**	75	500	153	0	0	0	200
503	**928**	75	500	153	0	0	0	200
504	**926**	73	500	153	0	0	0	200
505	**925**	72	500	153	0	0	0	200
506	**920**	67	500	153	0	0	0	200
507	**920**	67	500	153	0	0	0	200
508	**920**	67	500	153	0	0	0	200
509	**919**	66	500	153	0	0	0	200
510	**919**	66	500	153	0	0	0	200
511	**919**	66	500	153	0	0	0	200
512	**919**	66	500	153	0	0	0	200
513	**919**	66	500	153	0	0	0	200
514	**919**	66	500	153	0	0	0	200
515	**919**	66	500	153	0	0	0	200
516	**919**	66	500	153	0	0	0	200
517	**919**	66	500	153	0	0	0	200
518	**917**	64	500	153	0	0	0	200

Ramona Point Total

	100%	25%	25%	10%	15%	10%	10%	5%
Score ID	Total Points	Adjusted Field Points	Attractor Score	Diabetes Score	Crash Score	Socioeconomic Score	Project Priority Score	School Score
519	**911**	558	0	153	0	0	0	200
520	**909**	56	500	153	0	0	0	200
521	**909**	156	0	153	0	0	400	200
522	**907**	254	500	153	0	0	0	0
523	**903**	150	0	153	0	0	400	200
524	**900**	47	500	153	0	0	0	200
525	**897**	44	500	153	0	0	0	200
526	**897**	44	500	153	0	0	0	200
527	**897**	44	500	153	0	0	0	200
528	**897**	44	500	153	0	0	0	200
529	**897**	44	500	153	0	0	0	200
530	**897**	44	500	153	0	0	0	200
531	**897**	44	500	153	0	0	0	200
532	**897**	44	500	153	0	0	0	200
533	**897**	44	500	153	0	0	0	200
534	**897**	44	500	153	0	0	0	200
535	**897**	44	500	153	0	0	0	200
536	**897**	44	500	153	0	0	0	200
537	**897**	44	500	153	0	0	0	200
538	**895**	542	0	153	0	0	0	200
539	**894**	41	500	153	0	0	0	200
540	**894**	41	500	153	0	0	0	200
541	**894**	241	500	153	0	0	0	0
542	**893**	40	500	153	0	0	0	200
543	**883**	530	0	153	0	0	0	200
544	**868**	215	500	153	0	0	0	0
545	**868**	15	500	153	0	0	0	200
546	**868**	15	500	153	0	0	0	200
547	**868**	15	500	153	0	0	0	200
548	**868**	15	500	153	0	0	0	200
549	**867**	214	500	153	0	0	0	0
550	**865**	12	500	153	0	0	0	200
551	**865**	12	500	153	0	0	0	200
552	**865**	12	500	153	0	0	0	200
553	**865**	12	500	153	0	0	0	200
554	**865**	12	500	153	0	0	0	200
555	**863**	310	0	153	0	0	400	0

Ramona Point Total

	100%	25%	25%	10%	15%	10%	10%	5%
Score ID	Total Points	Adjusted Field Points	Attractor Score	Diabetes Score	Crash Score	Socioeconomic Score	Project Priority Score	School Score
556	**863**	510	0	153	0	0	0	200
557	**852**	199	500	153	0	0	0	0
558	**850**	497	0	153	0	0	0	200
559	**846**	193	500	153	0	0	0	0
560	**831**	178	500	153	0	0	0	0
561	**825**	172	500	153	0	0	0	0
562	**825**	172	500	153	0	0	0	0
563	**818**	165	500	153	0	0	0	0
564	**812**	159	500	153	0	0	0	0
565	**803**	450	0	153	0	0	0	200
566	**801**	148	500	153	0	0	0	0
567	**798**	145	500	153	0	0	0	0
568	**797**	444	0	153	0	0	0	200
569	**793**	140	500	153	0	0	0	0
570	**792**	139	500	153	0	0	0	0
571	**782**	129	500	153	0	0	0	0
572	**782**	229	0	153	0	0	400	0
573	**778**	125	500	153	0	0	0	0
574	**776**	123	500	153	0	0	0	0
575	**775**	422	0	153	0	0	0	200
576	**767**	414	0	153	0	0	0	200
577	**761**	108	500	153	0	0	0	0
578	**761**	108	500	153	0	0	0	0
579	**749**	96	500	153	0	0	0	0
580	**745**	92	500	153	0	0	0	0
581	**742**	389	0	153	0	0	0	200
582	**738**	385	0	153	0	0	0	200
583	**733**	80	500	153	0	0	0	0
584	**726**	73	500	153	0	0	0	0
585	**719**	66	500	153	0	0	0	0
586	**719**	66	500	153	0	0	0	0
587	**719**	66	500	153	0	0	0	0
588	**719**	66	500	153	0	0	0	0
589	**716**	363	0	153	0	0	0	200
590	**711**	358	0	153	0	0	0	200
591	**707**	354	0	153	0	0	0	200
592	**697**	44	500	153	0	0	0	0

Ramona Point Total

	100%	25%	25%	10%	15%	10%	10%	5%
Score ID	Total Points	Adjusted Field Points	Attractor Score	Diabetes Score	Crash Score	Socioeconomic Score	Project Priority Score	School Score
593	**697**	44	500	153	0	0	0	0
594	**697**	44	500	153	0	0	0	0
595	**691**	338	0	153	0	0	0	200
596	**690**	337	0	153	0	0	0	200
597	**682**	329	0	153	0	0	0	200
598	**679**	326	0	153	0	0	0	200
599	**678**	325	0	153	0	0	0	200
600	**673**	320	0	153	0	0	0	200
601	**672**	319	0	153	0	0	0	200
602	**669**	316	0	153	0	0	0	200
603	**669**	316	0	153	0	0	0	200
604	**665**	12	500	153	0	0	0	0
605	**661**	308	0	153	0	0	0	200
606	**657**	504	0	153	0	0	0	0
607	**649**	296	0	153	0	0	0	200
608	**630**	277	0	153	0	0	0	200
609	**627**	274	0	153	0	0	0	200
610	**624**	271	0	153	0	0	0	200
611	**610**	257	0	153	0	0	0	200
612	**597**	44	0	153	0	0	400	0
613	**587**	234	0	153	0	0	0	200
614	**586**	233	0	153	0	0	0	200
615	**578**	225	0	153	0	0	0	200
616	**570**	217	0	153	0	0	0	200
617	**567**	214	0	153	0	0	0	200
618	**546**	193	0	153	0	0	0	200
619	**546**	193	0	153	0	0	0	200
620	**536**	183	0	153	0	0	0	200
621	**530**	177	0	153	0	0	0	200
622	**525**	172	0	153	0	0	0	200
623	**525**	172	0	153	0	0	0	200
624	**524**	171	0	153	0	0	0	200
625	**518**	165	0	153	0	0	0	200
626	**516**	363	0	153	0	0	0	0
627	**509**	156	0	153	0	0	0	200
628	**504**	151	0	153	0	0	0	200
629	**503**	150	0	153	0	0	0	200

Ramona Point Total

	100%	25%	25%	10%	15%	10%	10%	5%
Score ID	Total Points	Adjusted Field Points	Attractor Score	Diabetes Score	Crash Score	Socioeconomic Score	Project Priority Score	School Score
630	**503**	150	0	153	0	0	0	200
631	**503**	150	0	153	0	0	0	200
632	**493**	140	0	153	0	0	0	200
633	**483**	330	0	153	0	0	0	0
634	**482**	129	0	153	0	0	0	200
635	**482**	129	0	153	0	0	0	200
636	**482**	129	0	153	0	0	0	200
637	**480**	327	0	153	0	0	0	0
638	**479**	126	0	153	0	0	0	200
639	**479**	126	0	153	0	0	0	200
640	**470**	117	0	153	0	0	0	200
641	**467**	114	0	153	0	0	0	200
642	**465**	112	0	153	0	0	0	200
643	**461**	108	0	153	0	0	0	200
644	**461**	108	0	153	0	0	0	200
645	**461**	108	0	153	0	0	0	200
646	**461**	108	0	153	0	0	0	200
647	**460**	107	0	153	0	0	0	200
648	**460**	107	0	153	0	0	0	200
649	**452**	99	0	153	0	0	0	200
650	**450**	297	0	153	0	0	0	0
651	**450**	97	0	153	0	0	0	200
652	**449**	96	0	153	0	0	0	200
653	**444**	291	0	153	0	0	0	0
654	**444**	291	0	153	0	0	0	0
655	**443**	90	0	153	0	0	0	200
656	**440**	87	0	153	0	0	0	200
657	**440**	87	0	153	0	0	0	200
658	**440**	87	0	153	0	0	0	200
659	**440**	87	0	153	0	0	0	200
660	**440**	87	0	153	0	0	0	200
661	**431**	78	0	153	0	0	0	200
662	**429**	276	0	153	0	0	0	0
663	**428**	275	0	153	0	0	0	0
664	**428**	275	0	153	0	0	0	0
665	**428**	275	0	153	0	0	0	0
666	**427**	74	0	153	0	0	0	200

Ramona Point Total

	100%	25%	25%	10%	15%	10%	10%	5%
Score ID	Total Points	Adjusted Field Points	Attractor Score	Diabetes Score	Crash Score	Socioeconomic Score	Project Priority Score	School Score
667	**427**	274	0	153	0	0	0	0
668	**424**	71	0	153	0	0	0	200
669	**423**	270	0	153	0	0	0	0
670	**422**	269	0	153	0	0	0	0
671	**419**	66	0	153	0	0	0	200
672	**419**	66	0	153	0	0	0	200
673	**419**	66	0	153	0	0	0	200
674	**419**	66	0	153	0	0	0	200
675	**419**	66	0	153	0	0	0	200
676	**419**	66	0	153	0	0	0	200
677	**419**	66	0	153	0	0	0	200
678	**419**	66	0	153	0	0	0	200
679	**419**	66	0	153	0	0	0	200
680	**419**	66	0	153	0	0	0	200
681	**417**	64	0	153	0	0	0	200
682	**415**	62	0	153	0	0	0	200
683	**414**	261	0	153	0	0	0	0
684	**403**	250	0	153	0	0	0	0
685	**400**	247	0	153	0	0	0	0
686	**400**	47	0	153	0	0	0	200
687	**397**	44	0	153	0	0	0	200
688	**397**	44	0	153	0	0	0	200
689	**397**	44	0	153	0	0	0	200
690	**397**	44	0	153	0	0	0	200
691	**397**	44	0	153	0	0	0	200
692	**397**	44	0	153	0	0	0	200
693	**397**	44	0	153	0	0	0	200
694	**397**	44	0	153	0	0	0	200
695	**397**	244	0	153	0	0	0	0
696	**396**	243	0	153	0	0	0	0
697	**394**	41	0	153	0	0	0	200
698	**394**	41	0	153	0	0	0	200
699	**394**	41	0	153	0	0	0	200
700	**394**	41	0	153	0	0	0	200
701	**394**	41	0	153	0	0	0	200
702	**394**	41	0	153	0	0	0	200
703	**391**	38	0	153	0	0	0	200

Ramona Point Total

	100%	25%	25%	10%	15%	10%	10%	5%
Score ID	Total Points	Adjusted Field Points	Attractor Score	Diabetes Score	Crash Score	Socioeconomic Score	Project Priority Score	School Score
704	**391**	38	0	153	0	0	0	200
705	**391**	38	0	153	0	0	0	200
706	**391**	38	0	153	0	0	0	200
707	**391**	38	0	153	0	0	0	200
708	**391**	38	0	153	0	0	0	200
709	**389**	236	0	153	0	0	0	0
710	**388**	235	0	153	0	0	0	0
711	**381**	228	0	153	0	0	0	0
712	**372**	219	0	153	0	0	0	0
713	**369**	216	0	153	0	0	0	0
714	**368**	15	0	153	0	0	0	200
715	**368**	15	0	153	0	0	0	200
716	**367**	214	0	153	0	0	0	0
717	**365**	12	0	153	0	0	0	200
718	**365**	12	0	153	0	0	0	200
719	**363**	210	0	153	0	0	0	0
720	**360**	7	0	153	0	0	0	200
721	**353**	0	0	153	0	0	0	200
722	**353**	0	0	153	0	0	0	200
723	**353**	0	0	153	0	0	0	200
724	**353**	0	0	153	0	0	0	200
725	**353**	0	0	153	0	0	0	200
726	**353**	0	0	153	0	0	0	200
727	**349**	196	0	153	0	0	0	0
728	**348**	195	0	153	0	0	0	0
729	**348**	195	0	153	0	0	0	0
730	**325**	172	0	153	0	0	0	0
731	**325**	172	0	153	0	0	0	0
732	**324**	171	0	153	0	0	0	0
733	**320**	167	0	153	0	0	0	0
734	**319**	166	0	153	0	0	0	0
735	**316**	163	0	153	0	0	0	0
736	**313**	160	0	153	0	0	0	0
737	**307**	154	0	153	0	0	0	0
738	**297**	144	0	153	0	0	0	0
739	**293**	140	0	153	0	0	0	0
740	**291**	138	0	153	0	0	0	0

Ramona Point Total

	100%	25%	25%	10%	15%	10%	10%	5%
Score ID	Total Points	Adjusted Field Points	Attractor Score	Diabetes Score	Crash Score	Socioeconomic Score	Project Priority Score	School Score
741	**288**	135	0	153	0	0	0	0
742	**288**	135	0	153	0	0	0	0
743	**282**	129	0	153	0	0	0	0
744	**282**	129	0	153	0	0	0	0
745	**276**	123	0	153	0	0	0	0
746	**269**	116	0	153	0	0	0	0
747	**267**	114	0	153	0	0	0	0
748	**261**	108	0	153	0	0	0	0
749	**261**	108	0	153	0	0	0	0
750	**258**	105	0	153	0	0	0	0
751	**249**	96	0	153	0	0	0	0
752	**242**	89	0	153	0	0	0	0
753	**240**	87	0	153	0	0	0	0
754	**219**	66	0	153	0	0	0	0
755	**219**	66	0	153	0	0	0	0
756	**219**	66	0	153	0	0	0	0
757	**219**	66	0	153	0	0	0	0
758	**219**	66	0	153	0	0	0	0
759	**219**	66	0	153	0	0	0	0
760	**197**	44	0	153	0	0	0	0
761	**197**	44	0	153	0	0	0	0
762	**197**	44	0	153	0	0	0	0
763	**197**	44	0	153	0	0	0	0
764	**197**	44	0	153	0	0	0	0
765	**197**	44	0	153	0	0	0	0
766	**197**	44	0	153	0	0	0	0
767	**197**	44	0	153	0	0	0	0
768	**197**	44	0	153	0	0	0	0
769	**197**	44	0	153	0	0	0	0
770	**172**	19	0	153	0	0	0	0
771	**153**	0	0	153	0	0	0	0
772	**153**	0	0	153	0	0	0	0
773	**153**	0	0	153	0	0	0	0
774	**153**	0	0	153	0	0	0	0
775	**153**	0	0	153	0	0	0	0
776	**153**	0	0	153	0	0	0	0
777	**153**	0	0	153	0	0	0	0

Ramona Point Total

	100%	25%	25%	10%	15%	10%	10%	5%
Score ID	Total Points	Adjusted Field Points	Attractor Score	Diabetes Score	Crash Score	Socioeconomic Score	Project Priority Score	School Score
778	**153**	0	0	153	0	0	0	0
779	**153**	0	0	153	0	0	0	0

This page intentionally left blank

San Dieguito

PGA Results

This page intentionally left blank

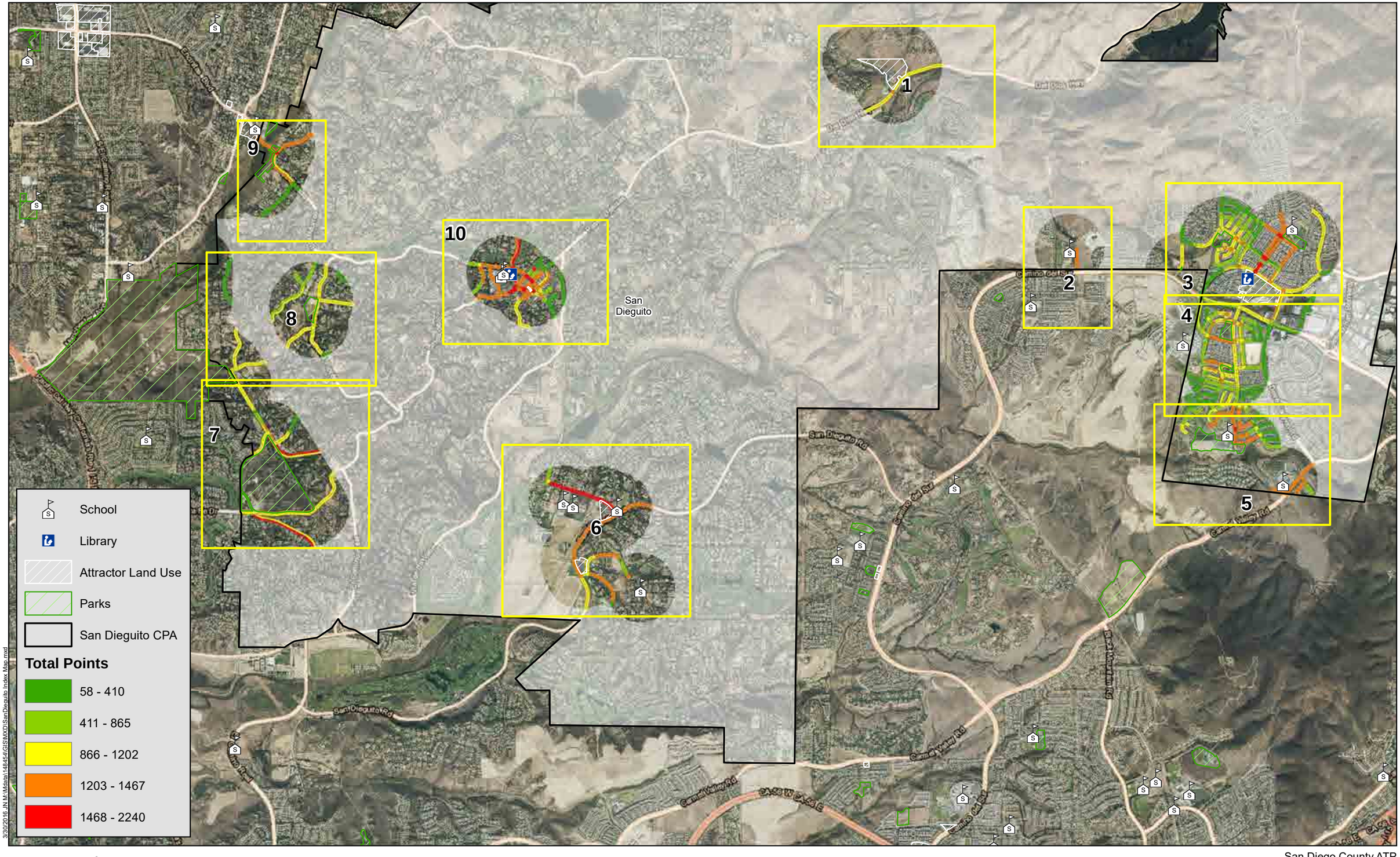
1
2
3
4
5
6
7
8
9
10
San Dieguito
School
Library
Attractor Land Use
Parks
San Dieguito CPA
Total Points
58 - 410
411 - 865
866 - 1202
1203 - 1467
1468 - 2240
San Dieguito Rd
Camino del Sur
Camino Del Sur
Carmel Valley Rd
Del Dios Hwy
El Camino Real
Encinitas Blvd
Rancho Santa Fe Rd
Paseo Delicias
Via de la Valle
Via Rancho Parkway
Pacific Coast Hwy/Coast Hwy
Lomas Santa Fe Dr
Manchester Ave
Lake Dr
Calle Ambiente
Calle Acervo
Calle Mar Lucero
Calle Mar Lucero E
Calle Mar Lucero W
Calle Mar Lucero E
Calle Mar Lucero E
Calle Mar Lucero E



3/31/2016 JN M:\Mdata\148454\GIS\MXD\San Dieguito Exhibits Pages.mxd

Michael Baker INTERNATIONAL

0 250 500 1,000 Feet

Source: San Diego County, SANDAG, SanGIS, Eagle Aerial, ESRI

San Diego County ATP

San Dieguito PGA

Map 1

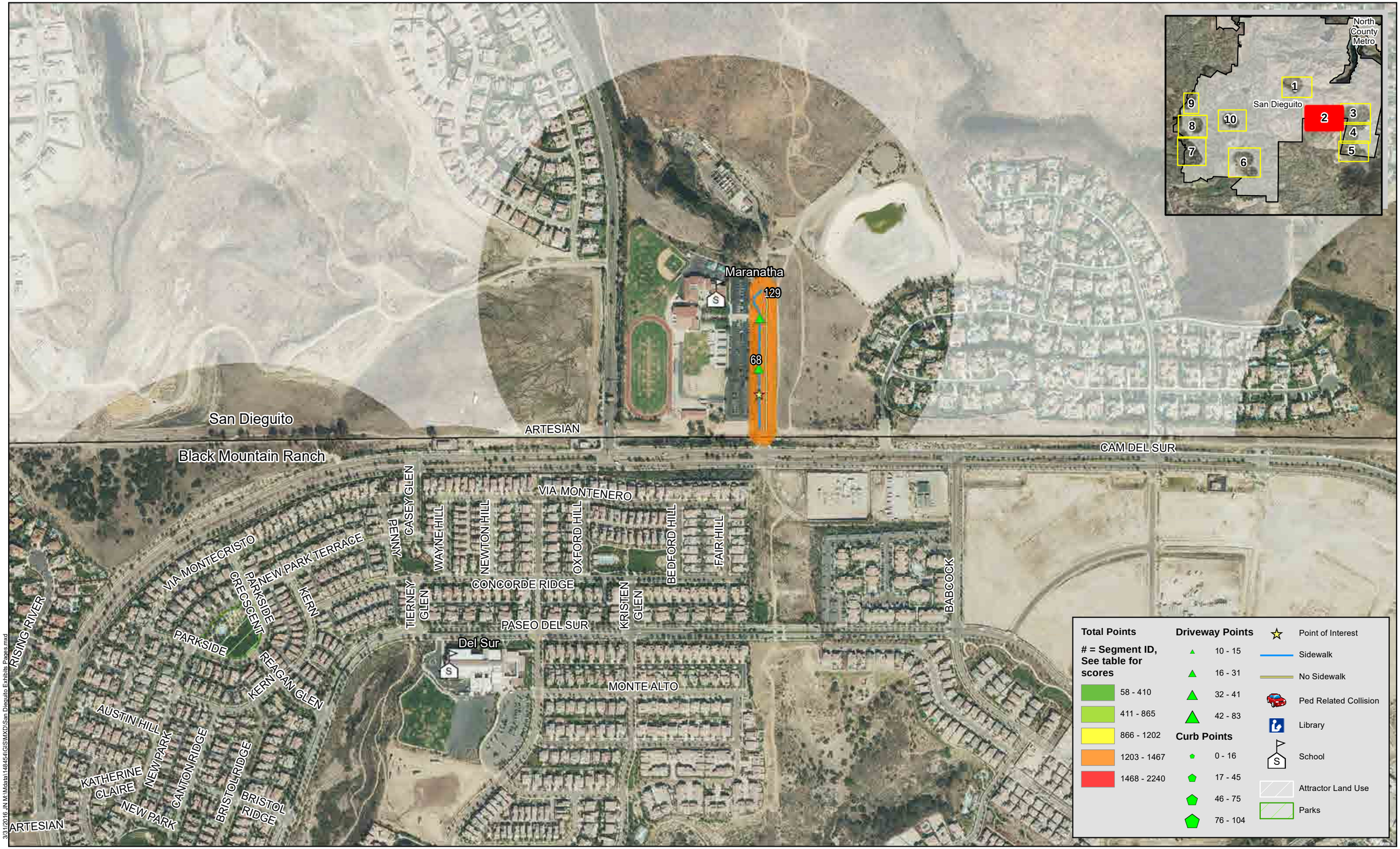

3/31/2016 J:\M\Mdata\148454\GIS\MXD\San Dieguito Exhibits Pages.mxd

Michael Baker INTERNATIONAL

0 250 500 1,000 Feet

Source: San Diego County, SANDAG, SanGIS, Eagle Aerial, ESRI

San Diego County ATP

San Dieguito PGA

Map 2

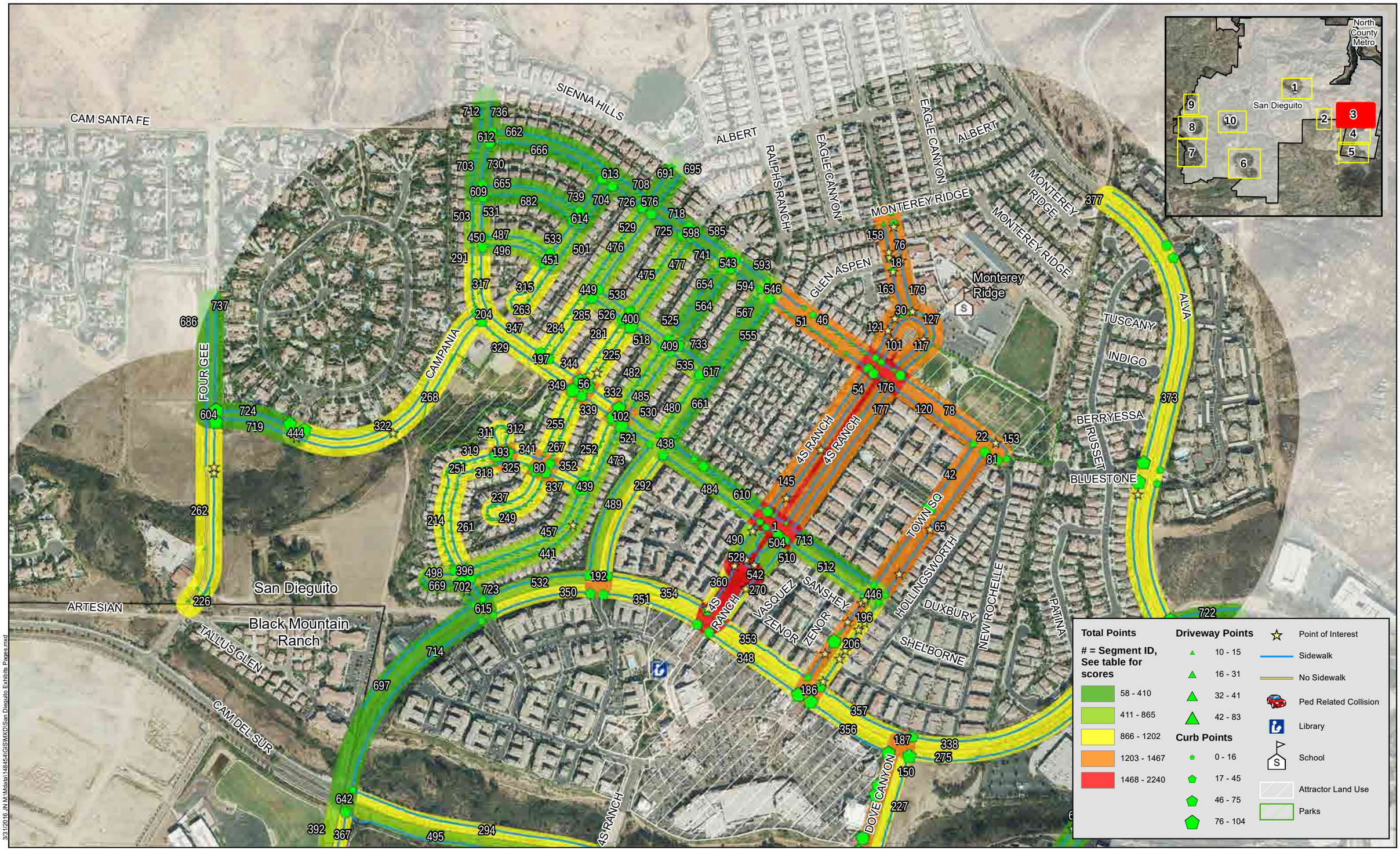

3/31/2016 JN:M:\Mdata\148454\GIS\MXD\San Dieguito Exhibits_Pages.mxd

Michael Baker INTERNATIONAL

0 250 500 1,000 Feet

Source: San Diego County, SANDAG, SanGIS, Eagle Aerial, ESRI

San Diego County ATP

San Dieguito PGA

Map 3



3/31/2016 J:\M\Mdata\14845-01\GIS\MXD\San Dieguito Exhibits Pages.mxd

Michael Baker INTERNATIONAL

0 250 500 1,000 Feet

Source: San Diego County, SANDAG, SanGIS, Eagle Aerial, ESRI

San Diego County ATP

San Dieguito PGA

Map 4

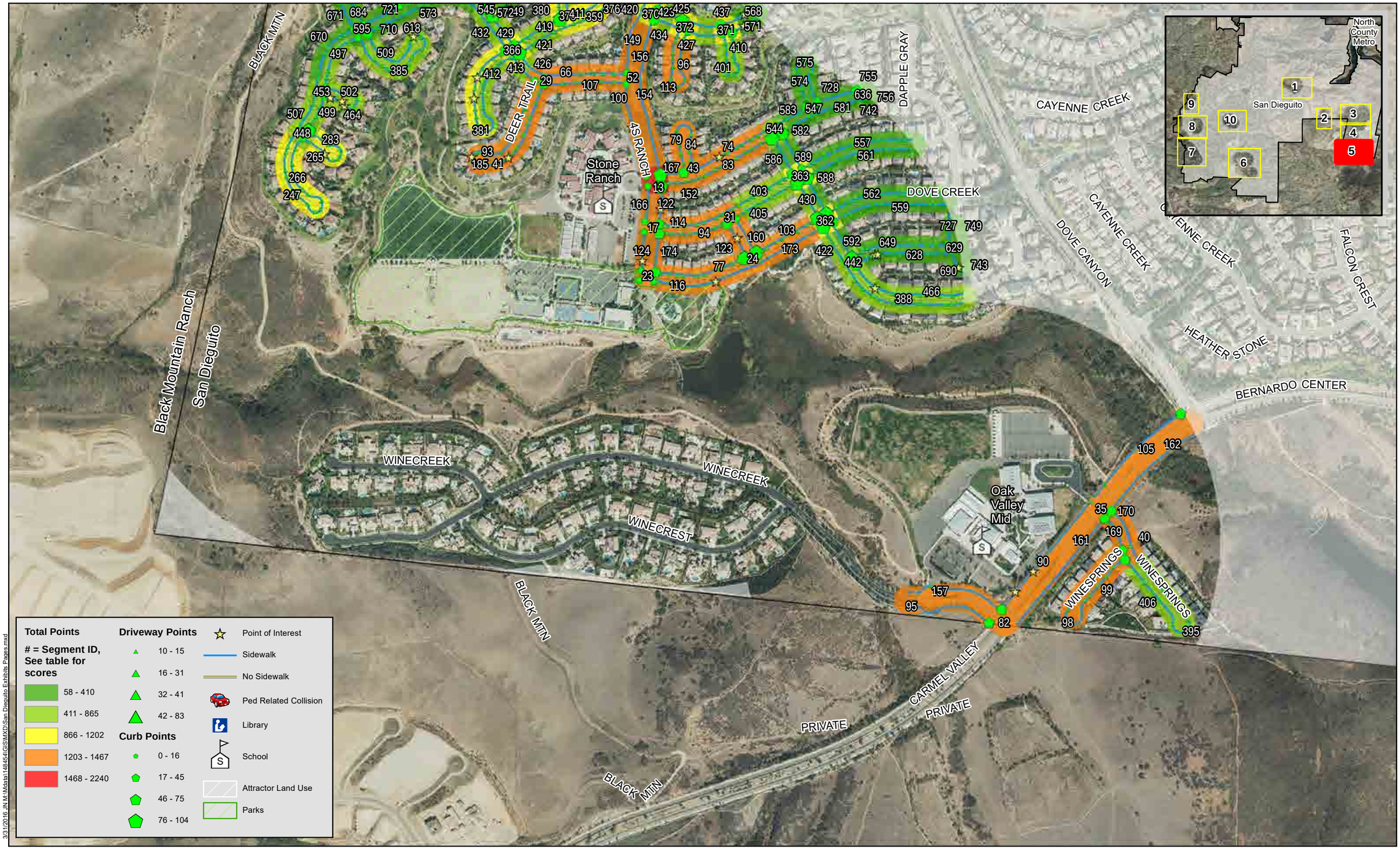

9/3/1/2016 JN M:\data\146454\GIS\MXD\San Dieguito Exhibits Pages.mxd

Source: San Diego County, SANDAG, SanGIS, Eagle Aerial, ESRI

Michael Baker INTERNATIONAL

San Diego County ATP

San Dieguito PGA

Map 5

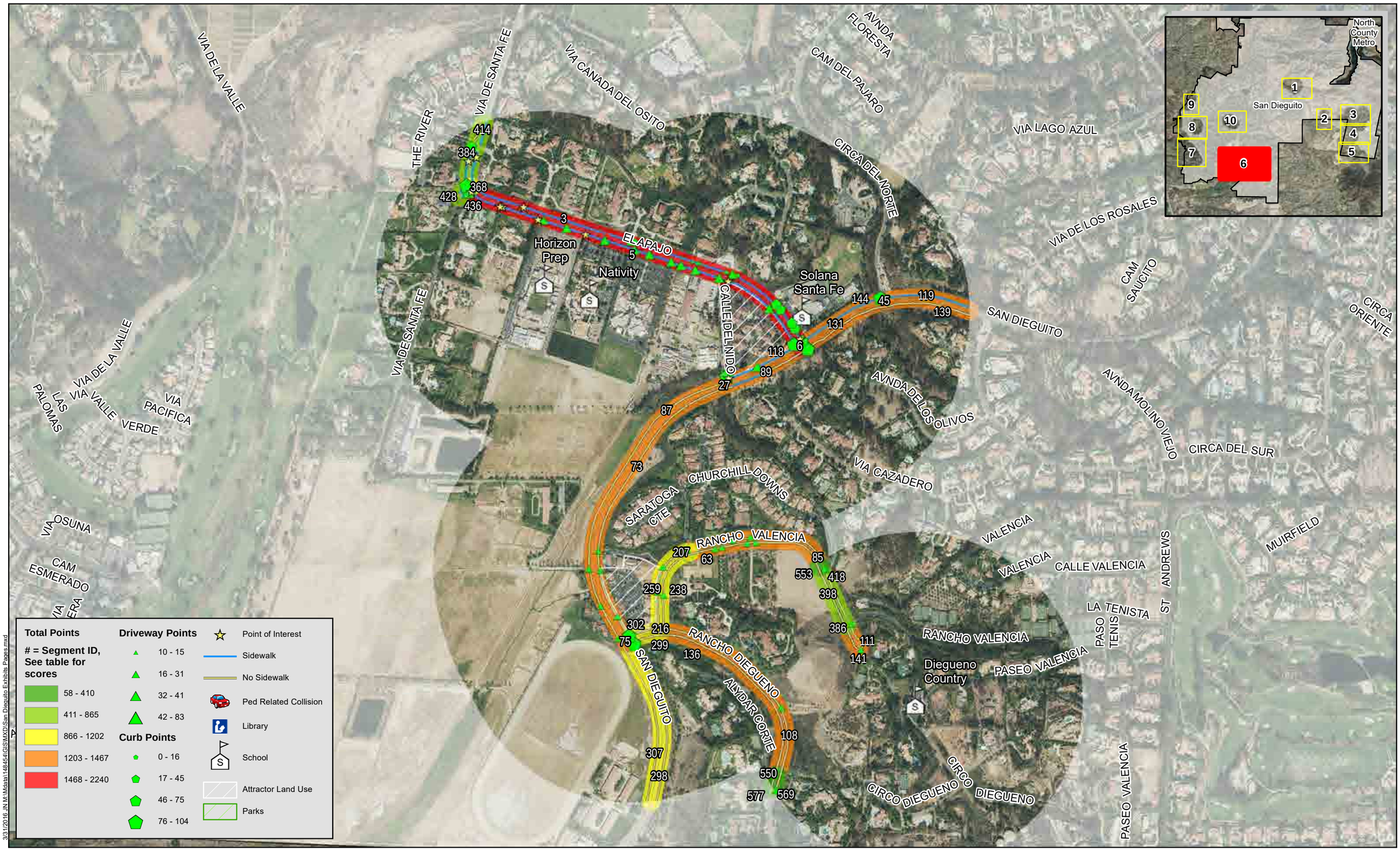

Michael Baker INTERNATIONAL

San Diego County ATP

San Dieguito PGA

Map 6

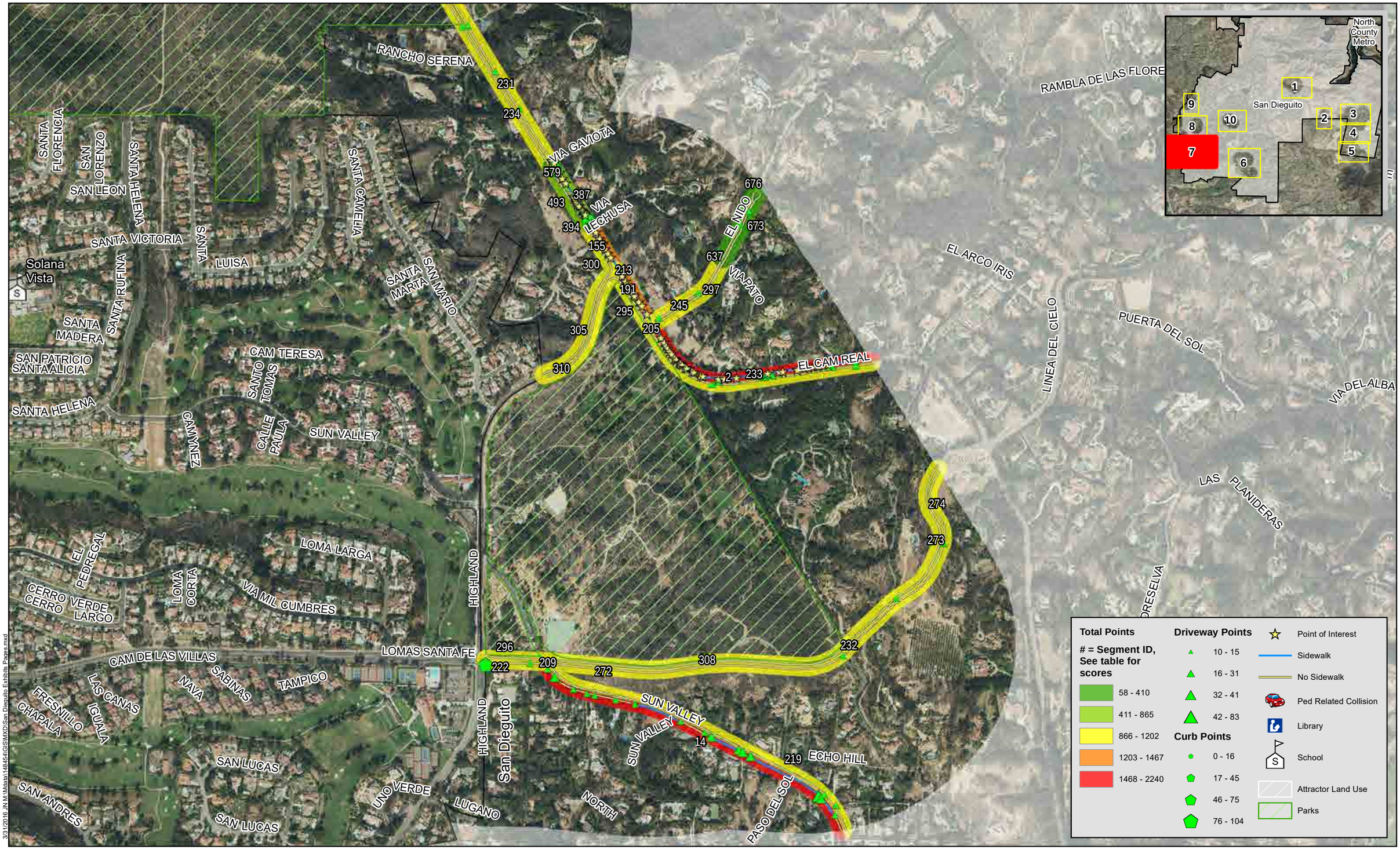

3/31/2016 JN:MMdata\148454\GIS\MXD\San Dieguito Exhibits Pages.mxd

Michael Baker INTERNATIONAL

0 250 500 1,000 Feet

Source: San Diego County, SANDAG, SanGIS, Eagle Aerial, ESRI

San Diego County ATP

San Dieguito PGA

Map 7

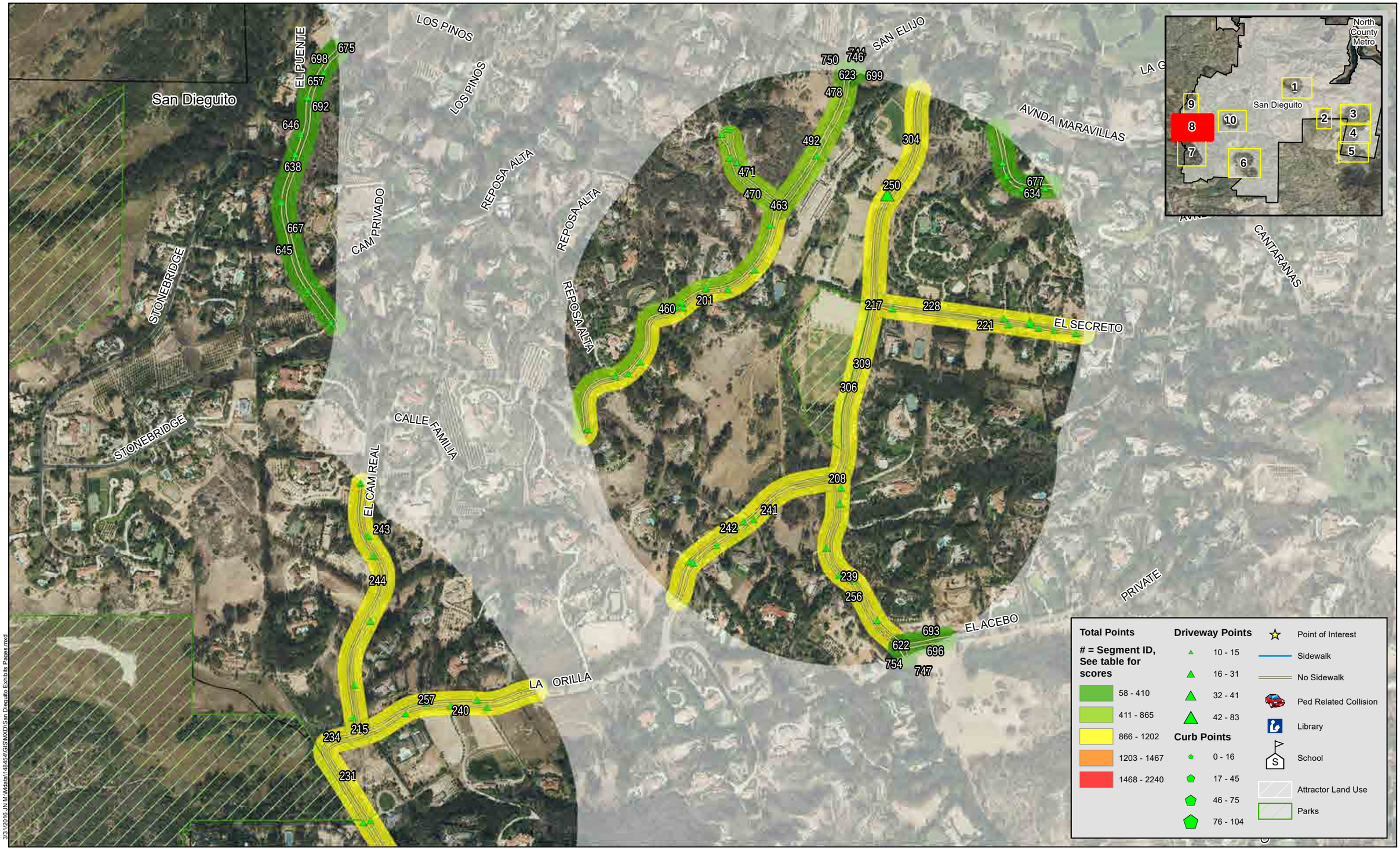

3/31/2016 J:\N:\Mdata\14845\4\GIS\MXD\San Dieguito Exhibits Pages.mxd

Michael Baker INTERNATIONAL

0 250 500 1,000 Feet

Source: San Diego County, SANDAG, SanGIS, Eagle Aerial, ESRI

San Diego County ATP

San Dieguito PGA

Map 8

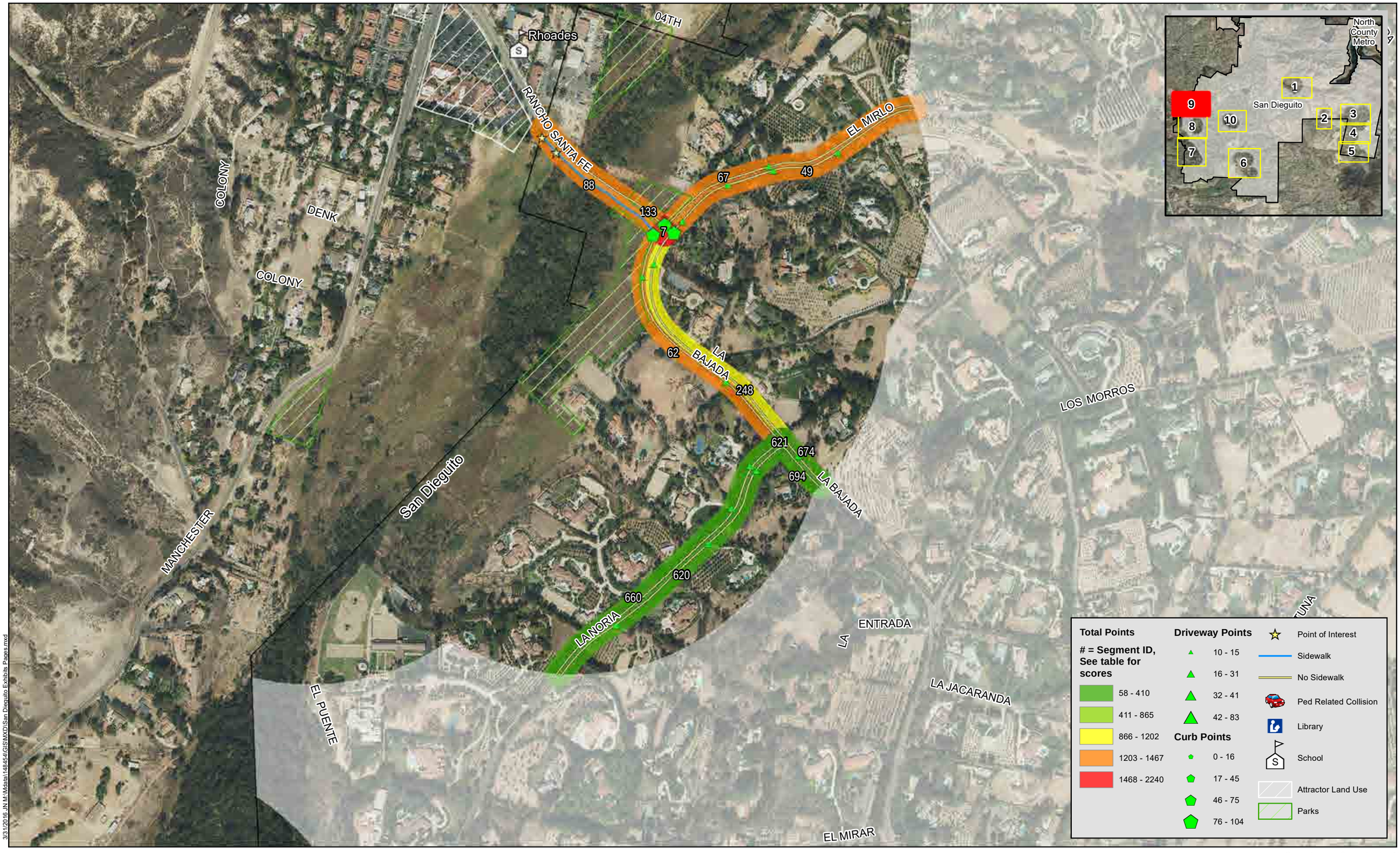

9/3/1/2016 JN M:\Mdata\148454\GIS\MXD\San Dieguito Exhibits Pages.mxd

Michael Baker INTERNATIONAL

0 250 500 1,000 Feet

Source: San Diego County, SANDAG, SanGIS, Eagle Aerial, ESRI

San Diego County ATP

San Dieguito PGA

Map 9

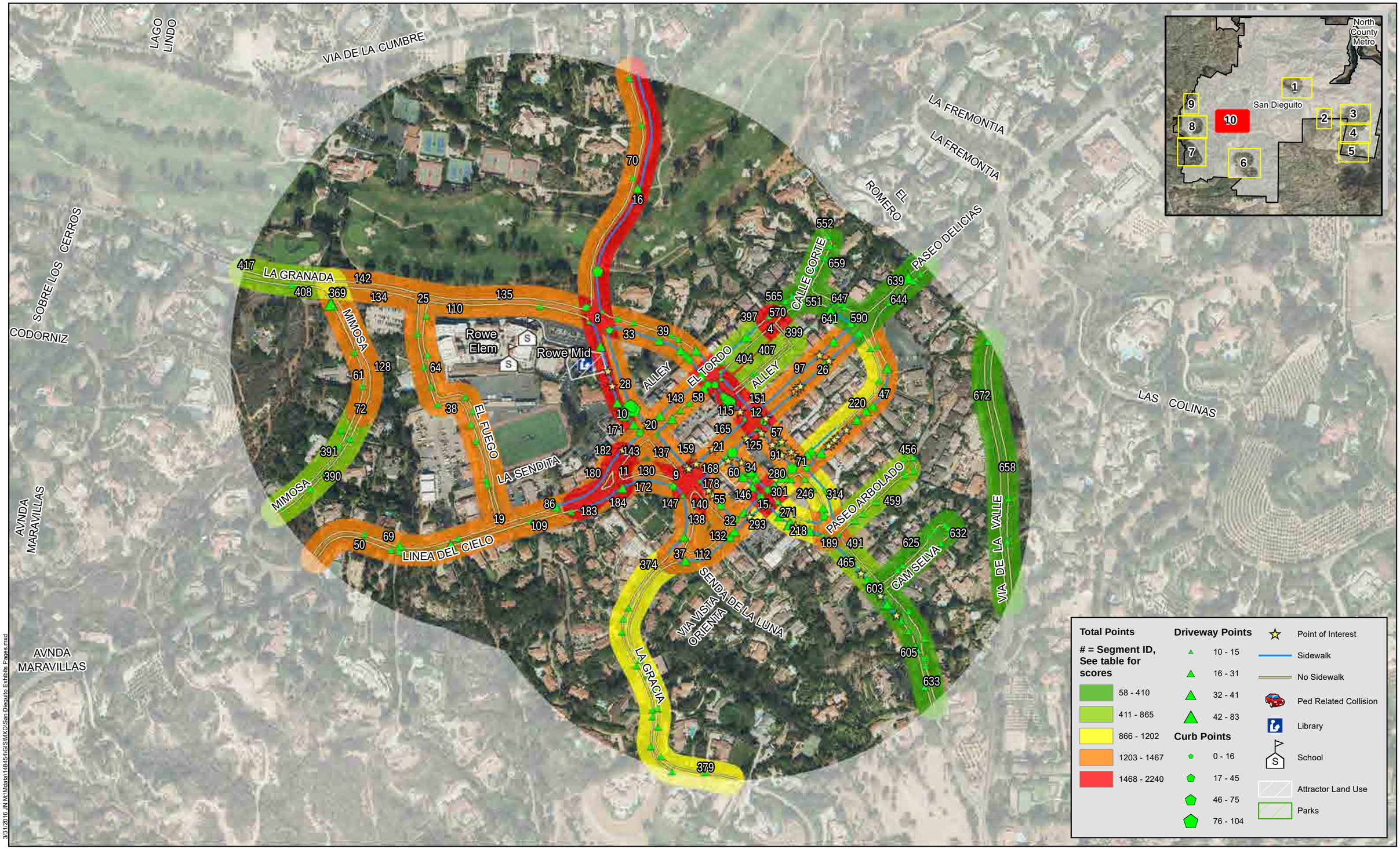

3/31/2016 JN M:\Mdata\148454\GIS\MXD\San Dieguito Exhibits Pages.mxd

Michael Baker INTERNATIONAL

0 250 500 1,000 Feet

Source: San Diego County, SANDAG, SanGIS, Eagle Aerial, ESRI

San Diego County ATP

San Dieguito PGA

Map 10

San Dieguito Point Total

	100%	25%	25%	10%	15%	10%	10%	5%
Map ID	Total Points	Adjusted Field Points	Attractor Score	Diabetes Score	Crash Score	Socioeconomic Score	Project Priority Score	School Score
1	**2240**	982	1000	58	0	0	0	200
2	**2058**	1000	1000	58	0	0	0	0
3	**1736**	478	1000	58	0	0	0	200
4	**1709**	451	1000	58	0	0	0	200
5	**1657**	399	1000	58	0	0	0	200
6	**1566**	308	1000	58	0	0	0	200
7	**1521**	263	1000	58	0	0	0	200
8	**1513**	255	1000	58	0	0	0	200
9	**1512**	254	1000	58	0	0	0	200
10	**1511**	253	1000	58	0	0	0	200
11	**1507**	249	1000	58	0	0	0	200
12	**1504**	246	1000	58	0	0	0	200
13	**1499**	241	1000	58	0	0	0	200
14	**1492**	434	1000	58	0	0	0	0
15	**1490**	232	1000	58	0	0	0	200
16	**1487**	229	1000	58	0	0	0	200
17	**1468**	210	1000	58	0	0	0	200
18	**1458**	200	1000	58	0	0	0	200
19	**1452**	194	1000	58	0	0	0	200
20	**1451**	193	1000	58	0	0	0	200
21	**1440**	182	1000	58	0	0	0	200
22	**1435**	177	1000	58	0	0	0	200
23	**1433**	175	1000	58	0	0	0	200
24	**1429**	171	1000	58	0	0	0	200
25	**1427**	169	1000	58	0	0	0	200
26	**1426**	168	1000	58	0	0	0	200
27	**1423**	165	1000	58	0	0	0	200
28	**1421**	163	1000	58	0	0	0	200
29	**1421**	163	1000	58	0	0	0	200
30	**1419**	161	1000	58	0	0	0	200
31	**1413**	155	1000	58	0	0	0	200
32	**1410**	152	1000	58	0	0	0	200
33	**1409**	151	1000	58	0	0	0	200
34	**1409**	151	1000	58	0	0	0	200
35	**1405**	147	1000	58	0	0	0	200
36	**1404**	146	1000	58	0	0	0	200
37	**1403**	145	1000	58	0	0	0	200

San Dieguito Point Total

	100%	25%	25%	10%	15%	10%	10%	5%
Map ID	Total Points	Adjusted Field Points	Attractor Score	Diabetes Score	Crash Score	Socioeconomic Score	Project Priority Score	School Score
38	**1401**	143	1000	58	0	0	0	200
39	**1399**	141	1000	58	0	0	0	200
40	**1399**	141	1000	58	0	0	0	200
41	**1396**	138	1000	58	0	0	0	200
42	**1394**	136	1000	58	0	0	0	200
43	**1391**	133	1000	58	0	0	0	200
44	**1385**	127	1000	58	0	0	0	200
45	**1380**	122	1000	58	0	0	0	200
46	**1373**	115	1000	58	0	0	0	200
47	**1373**	315	1000	58	0	0	0	0
48	**1372**	114	1000	58	0	0	0	200
49	**1366**	108	1000	58	0	0	0	200
50	**1364**	106	1000	58	0	0	0	200
51	**1364**	106	1000	58	0	0	0	200
52	**1363**	105	1000	58	0	0	0	200
53	**1359**	101	1000	58	0	0	0	200
54	**1358**	100	1000	58	0	0	0	200
55	**1358**	100	1000	58	0	0	0	200
56	**1358**	300	1000	58	0	0	0	0
57	**1356**	98	1000	58	0	0	0	200
58	**1353**	95	1000	58	0	0	0	200
59	**1352**	94	1000	58	0	0	0	200
60	**1351**	93	1000	58	0	0	0	200
61	**1350**	92	1000	58	0	0	0	200
62	**1347**	89	1000	58	0	0	0	200
63	**1344**	86	1000	58	0	0	0	200
64	**1344**	86	1000	58	0	0	0	200
65	**1341**	83	1000	58	0	0	0	200
66	**1339**	81	1000	58	0	0	0	200
67	**1338**	80	1000	58	0	0	0	200
68	**1336**	78	1000	58	0	0	0	200
69	**1334**	76	1000	58	0	0	0	200
70	**1333**	75	1000	58	0	0	0	200
71	**1332**	274	1000	58	0	0	0	0
72	**1331**	73	1000	58	0	0	0	200
73	**1330**	72	1000	58	0	0	0	200
74	**1328**	70	1000	58	0	0	0	200

San Dieguito Point Total

	100%	25%	25%	10%	15%	10%	10%	5%
Map ID	Total Points	Adjusted Field Points	Attractor Score	Diabetes Score	Crash Score	Socioeconomic Score	Project Priority Score	School Score
75	**1325**	267	1000	58	0	0	0	0
76	**1325**	67	1000	58	0	0	0	200
77	**1323**	65	1000	58	0	0	0	200
78	**1323**	65	1000	58	0	0	0	200
79	**1323**	65	1000	58	0	0	0	200
80	**1323**	265	1000	58	0	0	0	0
81	**1319**	61	1000	58	0	0	0	200
82	**1318**	60	1000	58	0	0	0	200
83	**1317**	59	1000	58	0	0	0	200
84	**1317**	59	1000	58	0	0	0	200
85	**1316**	58	1000	58	0	0	0	200
86	**1316**	58	1000	58	0	0	0	200
87	**1316**	58	1000	58	0	0	0	200
88	**1315**	57	1000	58	0	0	0	200
89	**1315**	57	1000	58	0	0	0	200
90	**1313**	55	1000	58	0	0	0	200
91	**1313**	55	1000	58	0	0	0	200
92	**1313**	55	1000	58	0	0	0	200
93	**1311**	53	1000	58	0	0	0	200
94	**1311**	53	1000	58	0	0	0	200
95	**1310**	52	1000	58	0	0	0	200
96	**1310**	52	1000	58	0	0	0	200
97	**1310**	52	1000	58	0	0	0	200
98	**1308**	50	1000	58	0	0	0	200
99	**1308**	50	1000	58	0	0	0	200
100	**1308**	50	1000	58	0	0	0	200
101	**1307**	49	1000	58	0	0	0	200
102	**1307**	249	1000	58	0	0	0	0
103	**1305**	47	1000	58	0	0	0	200
104	**1305**	247	1000	58	0	0	0	0
105	**1305**	47	1000	58	0	0	0	200
106	**1303**	245	1000	58	0	0	0	0
107	**1303**	45	1000	58	0	0	0	200
108	**1302**	44	1000	58	0	0	0	200
109	**1302**	44	1000	58	0	0	0	200
110	**1302**	44	1000	58	0	0	0	200
111	**1302**	44	1000	58	0	0	0	200

San Dieguito Point Total

	100%	25%	25%	10%	15%	10%	10%	5%
Map ID	Total Points	Adjusted Field Points	Attractor Score	Diabetes Score	Crash Score	Socioeconomic Score	Project Priority Score	School Score
112	**1300**	42	1000	58	0	0	0	200
113	**1299**	41	1000	58	0	0	0	200
114	**1299**	41	1000	58	0	0	0	200
115	**1298**	40	1000	58	0	0	0	200
116	**1297**	39	1000	58	0	0	0	200
117	**1297**	39	1000	58	0	0	0	200
118	**1296**	38	1000	58	0	0	0	200
119	**1295**	37	1000	58	0	0	0	200
120	**1292**	34	1000	58	0	0	0	200
121	**1291**	33	1000	58	0	0	0	200
122	**1291**	33	1000	58	0	0	0	200
123	**1291**	33	1000	58	0	0	0	200
124	**1290**	32	1000	58	0	0	0	200
125	**1290**	32	1000	58	0	0	0	200
126	**1290**	232	1000	58	0	0	0	0
127	**1288**	30	1000	58	0	0	0	200
128	**1288**	30	1000	58	0	0	0	200
129	**1288**	30	1000	58	0	0	0	200
130	**1288**	30	1000	58	0	0	0	200
131	**1288**	30	1000	58	0	0	0	200
132	**1288**	30	1000	58	0	0	0	200
133	**1288**	30	1000	58	0	0	0	200
134	**1288**	30	1000	58	0	0	0	200
135	**1288**	30	1000	58	0	0	0	200
136	**1288**	30	1000	58	0	0	0	200
137	**1288**	30	1000	58	0	0	0	200
138	**1288**	30	1000	58	0	0	0	200
139	**1288**	30	1000	58	0	0	0	200
140	**1288**	30	1000	58	0	0	0	200
141	**1288**	30	1000	58	0	0	0	200
142	**1288**	30	1000	58	0	0	0	200
143	**1288**	30	1000	58	0	0	0	200
144	**1286**	28	1000	58	0	0	0	200
145	**1286**	28	1000	58	0	0	0	200
146	**1284**	26	1000	58	0	0	0	200
147	**1284**	26	1000	58	0	0	0	200
148	**1284**	26	1000	58	0	0	0	200

San Dieguito Point Total

	100%	25%	25%	10%	15%	10%	10%	5%
Map ID	Total Points	Adjusted Field Points	Attractor Score	Diabetes Score	Crash Score	Socioeconomic Score	Project Priority Score	School Score
149	**1283**	25	1000	58	0	0	0	200
150	**1282**	224	1000	58	0	0	0	0
151	**1281**	23	1000	58	0	0	0	200
152	**1280**	22	1000	58	0	0	0	200
153	**1280**	22	1000	58	0	0	0	200
154	**1280**	22	1000	58	0	0	0	200
155	**1279**	221	1000	58	0	0	0	0
156	**1278**	20	1000	58	0	0	0	200
157	**1272**	14	1000	58	0	0	0	200
158	**1272**	14	1000	58	0	0	0	200
159	**1268**	10	1000	58	0	0	0	200
160	**1268**	10	1000	58	0	0	0	200
161	**1268**	10	1000	58	0	0	0	200
162	**1268**	10	1000	58	0	0	0	200
163	**1268**	10	1000	58	0	0	0	200
164	**1268**	10	1000	58	0	0	0	200
165	**1268**	10	1000	58	0	0	0	200
166	**1268**	10	1000	58	0	0	0	200
167	**1268**	10	1000	58	0	0	0	200
168	**1268**	10	1000	58	0	0	0	200
169	**1268**	10	1000	58	0	0	0	200
170	**1268**	10	1000	58	0	0	0	200
171	**1268**	10	1000	58	0	0	0	200
172	**1266**	8	1000	58	0	0	0	200
173	**1266**	8	1000	58	0	0	0	200
174	**1266**	8	1000	58	0	0	0	200
175	**1266**	208	1000	58	0	0	0	0
176	**1266**	8	1000	58	0	0	0	200
177	**1266**	8	1000	58	0	0	0	200
178	**1266**	8	1000	58	0	0	0	200
179	**1266**	8	1000	58	0	0	0	200
180	**1258**	0	1000	58	0	0	0	200
181	**1258**	0	1000	58	0	0	0	200
182	**1258**	0	1000	58	0	0	0	200
183	**1258**	0	1000	58	0	0	0	200
184	**1258**	0	1000	58	0	0	0	200
185	**1258**	0	1000	58	0	0	0	200

San Dieguito Point Total

	100%	25%	25%	10%	15%	10%	10%	5%
Map ID	Total Points	Adjusted Field Points	Attractor Score	Diabetes Score	Crash Score	Socioeconomic Score	Project Priority Score	School Score
186	**1251**	193	1000	58	0	0	0	0
187	**1250**	192	1000	58	0	0	0	0
188	**1249**	191	1000	58	0	0	0	0
189	**1248**	190	1000	58	0	0	0	0
190	**1243**	185	1000	58	0	0	0	0
191	**1241**	183	1000	58	0	0	0	0
192	**1241**	183	1000	58	0	0	0	0
193	**1221**	163	1000	58	0	0	0	0
194	**1217**	159	1000	58	0	0	0	0
195	**1213**	155	1000	58	0	0	0	0
196	**1211**	153	1000	58	0	0	0	0
197	**1202**	144	1000	58	0	0	0	0
198	**1201**	143	1000	58	0	0	0	0
199	**1198**	140	1000	58	0	0	0	0
200	**1196**	138	1000	58	0	0	0	0
201	**1194**	136	1000	58	0	0	0	0
202	**1194**	136	1000	58	0	0	0	0
203	**1190**	132	1000	58	0	0	0	0
204	**1184**	126	1000	58	0	0	0	0
205	**1184**	126	1000	58	0	0	0	0
206	**1184**	126	1000	58	0	0	0	0
207	**1183**	125	1000	58	0	0	0	0
208	**1183**	125	1000	58	0	0	0	0
209	**1183**	125	1000	58	0	0	0	0
210	**1182**	124	1000	58	0	0	0	0
211	**1176**	118	1000	58	0	0	0	0
212	**1175**	117	1000	58	0	0	0	0
213	**1172**	114	1000	58	0	0	0	0
214	**1169**	111	1000	58	0	0	0	0
215	**1168**	110	1000	58	0	0	0	0
216	**1168**	110	1000	58	0	0	0	0
217	**1168**	110	1000	58	0	0	0	0
218	**1162**	104	1000	58	0	0	0	0
219	**1159**	101	1000	58	0	0	0	0
220	**1158**	100	1000	58	0	0	0	0
221	**1158**	100	1000	58	0	0	0	0
222	**1156**	98	1000	58	0	0	0	0

San Dieguito Point Total

	100%	25%	25%	10%	15%	10%	10%	5%
Map ID	Total Points	Adjusted Field Points	Attractor Score	Diabetes Score	Crash Score	Socioeconomic Score	Project Priority Score	School Score
223	**1151**	93	1000	58	0	0	0	0
224	**1146**	88	1000	58	0	0	0	0
225	**1144**	86	1000	58	0	0	0	0
226	**1144**	86	1000	58	0	0	0	0
227	**1142**	84	1000	58	0	0	0	0
228	**1141**	83	1000	58	0	0	0	0
229	**1141**	83	1000	58	0	0	0	0
230	**1140**	82	1000	58	0	0	0	0
231	**1140**	82	1000	58	0	0	0	0
232	**1139**	81	1000	58	0	0	0	0
233	**1138**	80	1000	58	0	0	0	0
234	**1138**	80	1000	58	0	0	0	0
235	**1138**	80	1000	58	0	0	0	0
236	**1136**	78	1000	58	0	0	0	0
237	**1136**	78	1000	58	0	0	0	0
238	**1131**	73	1000	58	0	0	0	0
239	**1130**	72	1000	58	0	0	0	0
240	**1130**	72	1000	58	0	0	0	0
241	**1130**	72	1000	58	0	0	0	0
242	**1130**	72	1000	58	0	0	0	0
243	**1130**	72	1000	58	0	0	0	0
244	**1130**	72	1000	58	0	0	0	0
245	**1130**	72	1000	58	0	0	0	0
246	**1130**	72	1000	58	0	0	0	0
247	**1129**	71	1000	58	0	0	0	0
248	**1123**	65	1000	58	0	0	0	0
249	**1122**	64	1000	58	0	0	0	0
250	**1122**	64	1000	58	0	0	0	0
251	**1121**	63	1000	58	0	0	0	0
252	**1119**	61	1000	58	0	0	0	0
253	**1118**	60	1000	58	0	0	0	0
254	**1118**	60	1000	58	0	0	0	0
255	**1117**	59	1000	58	0	0	0	0
256	**1116**	58	1000	58	0	0	0	0
257	**1116**	58	1000	58	0	0	0	0
258	**1116**	58	1000	58	0	0	0	0
259	**1116**	58	1000	58	0	0	0	0

San Dieguito Point Total

	100%	25%	25%	10%	15%	10%	10%	5%
Map ID	Total Points	Adjusted Field Points	Attractor Score	Diabetes Score	Crash Score	Socioeconomic Score	Project Priority Score	School Score
260	**1114**	56	1000	58	0	0	0	0
261	**1111**	53	1000	58	0	0	0	0
262	**1110**	52	1000	58	0	0	0	0
263	**1108**	50	1000	58	0	0	0	0
264	**1107**	49	1000	58	0	0	0	0
265	**1106**	48	1000	58	0	0	0	0
266	**1106**	48	1000	58	0	0	0	0
267	**1105**	47	1000	58	0	0	0	0
268	**1104**	46	1000	58	0	0	0	0
269	**1104**	46	1000	58	0	0	0	0
270	**1103**	45	1000	58	0	0	0	0
271	**1102**	44	1000	58	0	0	0	0
272	**1102**	44	1000	58	0	0	0	0
273	**1102**	44	1000	58	0	0	0	0
274	**1102**	44	1000	58	0	0	0	0
275	**1100**	42	1000	58	0	0	0	0
276	**1100**	42	1000	58	0	0	0	0
277	**1099**	41	1000	58	0	0	0	0
278	**1099**	41	1000	58	0	0	0	0
279	**1099**	41	1000	58	0	0	0	0
280	**1099**	41	1000	58	0	0	0	0
281	**1099**	41	1000	58	0	0	0	0
282	**1096**	38	1000	58	0	0	0	0
283	**1096**	38	1000	58	0	0	0	0
284	**1095**	37	1000	58	0	0	0	0
285	**1095**	37	1000	58	0	0	0	0
286	**1094**	36	1000	58	0	0	0	0
287	**1093**	35	1000	58	0	0	0	0
288	**1092**	34	1000	58	0	0	0	0
289	**1091**	33	1000	58	0	0	0	0
290	**1091**	33	1000	58	0	0	0	0
291	**1090**	32	1000	58	0	0	0	0
292	**1090**	32	1000	58	0	0	0	0
293	**1090**	32	1000	58	0	0	0	0
294	**1089**	31	1000	58	0	0	0	0
295	**1088**	30	1000	58	0	0	0	0
296	**1088**	30	1000	58	0	0	0	0

San Dieguito Point Total

	100%	25%	25%	10%	15%	10%	10%	5%
Map ID	Total Points	Adjusted Field Points	Attractor Score	Diabetes Score	Crash Score	Socioeconomic Score	Project Priority Score	School Score
297	**1088**	30	1000	58	0	0	0	0
298	**1088**	30	1000	58	0	0	0	0
299	**1088**	30	1000	58	0	0	0	0
300	**1088**	30	1000	58	0	0	0	0
301	**1088**	30	1000	58	0	0	0	0
302	**1088**	30	1000	58	0	0	0	0
303	**1088**	30	1000	58	0	0	0	0
304	**1088**	30	1000	58	0	0	0	0
305	**1088**	30	1000	58	0	0	0	0
306	**1088**	30	1000	58	0	0	0	0
307	**1088**	30	1000	58	0	0	0	0
308	**1088**	30	1000	58	0	0	0	0
309	**1088**	30	1000	58	0	0	0	0
310	**1088**	30	1000	58	0	0	0	0
311	**1086**	28	1000	58	0	0	0	0
312	**1086**	28	1000	58	0	0	0	0
313	**1086**	28	1000	58	0	0	0	0
314	**1084**	26	1000	58	0	0	0	0
315	**1084**	26	1000	58	0	0	0	0
316	**1083**	25	1000	58	0	0	0	0
317	**1081**	23	1000	58	0	0	0	0
318	**1080**	22	1000	58	0	0	0	0
319	**1080**	22	1000	58	0	0	0	0
320	**1080**	22	1000	58	0	0	0	0
321	**1078**	20	1000	58	0	0	0	0
322	**1076**	18	1000	58	0	0	0	0
323	**1074**	16	1000	58	0	0	0	0
324	**1074**	16	1000	58	0	0	0	0
325	**1073**	15	1000	58	0	0	0	0
326	**1072**	14	1000	58	0	0	0	0
327	**1071**	13	1000	58	0	0	0	0
328	**1071**	13	1000	58	0	0	0	0
329	**1071**	13	1000	58	0	0	0	0
330	**1071**	13	1000	58	0	0	0	0
331	**1071**	13	1000	58	0	0	0	0
332	**1068**	10	1000	58	0	0	0	0
333	**1068**	10	1000	58	0	0	0	0

San Dieguito Point Total

	100%	25%	25%	10%	15%	10%	10%	5%
Map ID	Total Points	Adjusted Field Points	Attractor Score	Diabetes Score	Crash Score	Socioeconomic Score	Project Priority Score	School Score
334	**1068**	10	1000	58	0	0	0	0
335	**1068**	10	1000	58	0	0	0	0
336	**1068**	10	1000	58	0	0	0	0
337	**1068**	10	1000	58	0	0	0	0
338	**1068**	10	1000	58	0	0	0	0
339	**1068**	10	1000	58	0	0	0	0
340	**1068**	10	1000	58	0	0	0	0
341	**1068**	10	1000	58	0	0	0	0
342	**1068**	10	1000	58	0	0	0	0
343	**1066**	8	1000	58	0	0	0	0
344	**1066**	8	1000	58	0	0	0	0
345	**1066**	8	1000	58	0	0	0	0
346	**1066**	8	1000	58	0	0	0	0
347	**1066**	8	1000	58	0	0	0	0
348	**1066**	8	1000	58	0	0	0	0
349	**1066**	8	1000	58	0	0	0	0
350	**1066**	8	1000	58	0	0	0	0
351	**1066**	8	1000	58	0	0	0	0
352	**1066**	8	1000	58	0	0	0	0
353	**1066**	8	1000	58	0	0	0	0
354	**1066**	8	1000	58	0	0	0	0
355	**1066**	8	1000	58	0	0	0	0
356	**1066**	8	1000	58	0	0	0	0
357	**1066**	8	1000	58	0	0	0	0
358	**1066**	8	1000	58	0	0	0	0
359	**1060**	302	500	58	0	0	0	200
360	**1058**	0	1000	58	0	0	0	0
361	**1058**	0	1000	58	0	0	0	0
362	**1028**	270	500	58	0	0	0	200
363	**1014**	256	500	58	0	0	0	200
364	**991**	233	500	58	0	0	0	200
365	**988**	230	500	58	0	0	0	200
366	**986**	228	500	58	0	0	0	200
367	**954**	196	500	58	0	0	0	200
368	**932**	174	500	58	0	0	0	200
369	**927**	169	500	58	0	0	0	200
370	**925**	167	500	58	0	0	0	200

San Dieguito Point Total

	100%	25%	25%	10%	15%	10%	10%	5%
Map ID	Total Points	Adjusted Field Points	Attractor Score	Diabetes Score	Crash Score	Socioeconomic Score	Project Priority Score	School Score
371	**923**	165	500	58	0	0	0	200
372	**914**	156	500	58	0	0	0	200
373	**913**	155	500	58	0	0	0	200
374	**901**	143	500	58	0	0	0	200
375	**899**	141	500	58	0	0	0	200
376	**895**	137	500	58	0	0	0	200
377	**894**	136	500	58	0	0	0	200
378	**894**	136	500	58	0	0	0	200
379	**887**	129	500	58	0	0	0	200
380	**884**	126	500	58	0	0	0	200
381	**882**	124	500	58	0	0	0	200
382	**866**	108	500	58	0	0	0	200
383	**865**	107	500	58	0	0	0	200
384	**863**	105	500	58	0	0	0	200
385	**857**	99	500	58	0	0	0	200
386	**853**	95	500	58	0	0	0	200
387	**846**	288	500	58	0	0	0	0
388	**838**	80	500	58	0	0	0	200
389	**832**	74	500	58	0	0	0	200
390	**830**	72	500	58	0	0	0	200
391	**830**	72	500	58	0	0	0	200
392	**827**	69	500	58	0	0	0	200
393	**825**	67	500	58	0	0	0	200
394	**823**	265	500	58	0	0	0	0
395	**823**	65	500	58	0	0	0	200
396	**822**	264	500	58	0	0	0	0
397	**819**	61	500	58	0	0	0	200
398	**817**	59	500	58	0	0	0	200
399	**817**	59	500	58	0	0	0	200
400	**815**	257	500	58	0	0	0	0
401	**813**	55	500	58	0	0	0	200
402	**812**	54	500	58	0	0	0	200
403	**811**	53	500	58	0	0	0	200
404	**808**	50	500	58	0	0	0	200
405	**805**	47	500	58	0	0	0	200
406	**804**	46	500	58	0	0	0	200
407	**802**	44	500	58	0	0	0	200

San Dieguito Point Total

	100%	25%	25%	10%	15%	10%	10%	5%
Map ID	Total Points	Adjusted Field Points	Attractor Score	Diabetes Score	Crash Score	Socioeconomic Score	Project Priority Score	School Score
408	**802**	44	500	58	0	0	0	200
409	**797**	239	500	58	0	0	0	0
410	**796**	38	500	58	0	0	0	200
411	**795**	37	500	58	0	0	0	200
412	**793**	35	500	58	0	0	0	200
413	**791**	33	500	58	0	0	0	200
414	**791**	33	500	58	0	0	0	200
415	**791**	33	500	58	0	0	0	200
416	**790**	32	500	58	0	0	0	200
417	**788**	30	500	58	0	0	0	200
418	**788**	30	500	58	0	0	0	200
419	**783**	25	500	58	0	0	0	200
420	**782**	24	500	58	0	0	0	200
421	**781**	23	500	58	0	0	0	200
422	**780**	22	500	58	0	0	0	200
423	**780**	22	500	58	0	0	0	200
424	**778**	220	500	58	0	0	0	0
425	**776**	18	500	58	0	0	0	200
426	**768**	10	500	58	0	0	0	200
427	**768**	10	500	58	0	0	0	200
428	**768**	10	500	58	0	0	0	200
429	**768**	10	500	58	0	0	0	200
430	**768**	10	500	58	0	0	0	200
431	**768**	10	500	58	0	0	0	200
432	**768**	10	500	58	0	0	0	200
433	**768**	10	500	58	0	0	0	200
434	**768**	10	500	58	0	0	0	200
435	**766**	8	500	58	0	0	0	200
436	**766**	8	500	58	0	0	0	200
437	**766**	8	500	58	0	0	0	200
438	**758**	200	500	58	0	0	0	0
439	**744**	186	500	58	0	0	0	0
440	**738**	180	500	58	0	0	0	0
441	**737**	179	500	58	0	0	0	0
442	**735**	177	500	58	0	0	0	0
443	**732**	174	500	58	0	0	0	0
444	**723**	165	500	58	0	0	0	0

San Dieguito Point Total

	100%	25%	25%	10%	15%	10%	10%	5%
Map ID	Total Points	Adjusted Field Points	Attractor Score	Diabetes Score	Crash Score	Socioeconomic Score	Project Priority Score	School Score
445	**723**	165	500	58	0	0	0	0
446	**722**	164	500	58	0	0	0	0
447	**707**	149	500	58	0	0	0	0
448	**707**	149	500	58	0	0	0	0
449	**704**	146	500	58	0	0	0	0
450	**704**	146	500	58	0	0	0	0
451	**694**	136	500	58	0	0	0	0
452	**690**	132	500	58	0	0	0	0
453	**690**	132	500	58	0	0	0	0
454	**690**	132	500	58	0	0	0	0
455	**687**	129	500	58	0	0	0	0
456	**682**	124	500	58	0	0	0	0
457	**663**	105	500	58	0	0	0	0
458	**659**	101	500	58	0	0	0	0
459	**658**	100	500	58	0	0	0	0
460	**658**	100	500	58	0	0	0	0
461	**645**	87	500	58	0	0	0	0
462	**643**	85	500	58	0	0	0	0
463	**639**	81	500	58	0	0	0	0
464	**637**	79	500	58	0	0	0	0
465	**632**	74	500	58	0	0	0	0
466	**626**	68	500	58	0	0	0	0
467	**624**	66	500	58	0	0	0	0
468	**624**	66	500	58	0	0	0	0
469	**621**	63	500	58	0	0	0	0
470	**616**	58	500	58	0	0	0	0
471	**616**	58	500	58	0	0	0	0
472	**615**	57	500	58	0	0	0	0
473	**615**	57	500	58	0	0	0	0
474	**614**	56	500	58	0	0	0	0
475	**610**	52	500	58	0	0	0	0
476	**605**	47	500	58	0	0	0	0
477	**605**	47	500	58	0	0	0	0
478	**602**	44	500	58	0	0	0	0
479	**601**	43	500	58	0	0	0	0
480	**599**	41	500	58	0	0	0	0
481	**598**	40	500	58	0	0	0	0

San Dieguito Point Total

	100%	25%	25%	10%	15%	10%	10%	5%
Map ID	Total Points	Adjusted Field Points	Attractor Score	Diabetes Score	Crash Score	Socioeconomic Score	Project Priority Score	School Score
482	**597**	39	500	58	0	0	0	0
483	**597**	39	500	58	0	0	0	0
484	**596**	38	500	58	0	0	0	0
485	**595**	37	500	58	0	0	0	0
486	**591**	33	500	58	0	0	0	0
487	**590**	32	500	58	0	0	0	0
488	**590**	32	500	58	0	0	0	0
489	**590**	32	500	58	0	0	0	0
490	**590**	32	500	58	0	0	0	0
491	**588**	30	500	58	0	0	0	0
492	**588**	30	500	58	0	0	0	0
493	**588**	30	500	58	0	0	0	0
494	**586**	28	500	58	0	0	0	0
495	**586**	28	500	58	0	0	0	0
496	**586**	28	500	58	0	0	0	0
497	**586**	28	500	58	0	0	0	0
498	**584**	26	500	58	0	0	0	0
499	**584**	26	500	58	0	0	0	0
500	**582**	24	500	58	0	0	0	0
501	**581**	23	500	58	0	0	0	0
502	**580**	22	500	58	0	0	0	0
503	**576**	18	500	58	0	0	0	0
504	**576**	18	500	58	0	0	0	0
505	**576**	18	500	58	0	0	0	0
506	**574**	16	500	58	0	0	0	0
507	**574**	16	500	58	0	0	0	0
508	**574**	16	500	58	0	0	0	0
509	**573**	15	500	58	0	0	0	0
510	**572**	14	500	58	0	0	0	0
511	**571**	13	500	58	0	0	0	0
512	**571**	13	500	58	0	0	0	0
513	**571**	13	500	58	0	0	0	0
514	**571**	13	500	58	0	0	0	0
515	**571**	13	500	58	0	0	0	0
516	**568**	10	500	58	0	0	0	0
517	**568**	10	500	58	0	0	0	0
518	**568**	10	500	58	0	0	0	0

San Dieguito Point Total

	100%	25%	25%	10%	15%	10%	10%	5%
Map ID	Total Points	Adjusted Field Points	Attractor Score	Diabetes Score	Crash Score	Socioeconomic Score	Project Priority Score	School Score
519	**568**	10	500	58	0	0	0	0
520	**568**	10	500	58	0	0	0	0
521	**568**	10	500	58	0	0	0	0
522	**568**	10	500	58	0	0	0	0
523	**568**	10	500	58	0	0	0	0
524	**568**	10	500	58	0	0	0	0
525	**566**	8	500	58	0	0	0	0
526	**566**	8	500	58	0	0	0	0
527	**566**	8	500	58	0	0	0	0
528	**566**	8	500	58	0	0	0	0
529	**566**	8	500	58	0	0	0	0
530	**566**	8	500	58	0	0	0	0
531	**566**	8	500	58	0	0	0	0
532	**566**	8	500	58	0	0	0	0
533	**566**	8	500	58	0	0	0	0
534	**566**	8	500	58	0	0	0	0
535	**566**	8	500	58	0	0	0	0
536	**566**	8	500	58	0	0	0	0
537	**566**	8	500	58	0	0	0	0
538	**566**	8	500	58	0	0	0	0
539	**566**	8	500	58	0	0	0	0
540	**564**	6	500	58	0	0	0	0
541	**558**	0	500	58	0	0	0	0
542	**558**	0	500	58	0	0	0	0
543	**451**	193	0	58	0	0	0	200
544	**443**	185	0	58	0	0	0	200
545	**441**	183	0	58	0	0	0	200
546	**418**	160	0	58	0	0	0	200
547	**411**	153	0	58	0	0	0	200
548	**394**	136	0	58	0	0	0	200
549	**391**	133	0	58	0	0	0	200
550	**383**	125	0	58	0	0	0	200
551	**367**	109	0	58	0	0	0	200
552	**358**	100	0	58	0	0	0	200
553	**353**	95	0	58	0	0	0	200
554	**352**	94	0	58	0	0	0	200
555	**337**	79	0	58	0	0	0	200

San Dieguito Point Total

	100%	25%	25%	10%	15%	10%	10%	5%
Map ID	Total Points	Adjusted Field Points	Attractor Score	Diabetes Score	Crash Score	Socioeconomic Score	Project Priority Score	School Score
556	**331**	273	0	58	0	0	0	0
557	**329**	71	0	58	0	0	0	200
558	**329**	71	0	58	0	0	0	200
559	**327**	69	0	58	0	0	0	200
560	**324**	266	0	58	0	0	0	0
561	**323**	65	0	58	0	0	0	200
562	**323**	65	0	58	0	0	0	200
563	**323**	265	0	58	0	0	0	0
564	**316**	58	0	58	0	0	0	200
565	**316**	58	0	58	0	0	0	200
566	**310**	52	0	58	0	0	0	200
567	**308**	50	0	58	0	0	0	200
568	**302**	44	0	58	0	0	0	200
569	**302**	44	0	58	0	0	0	200
570	**302**	44	0	58	0	0	0	200
571	**299**	41	0	58	0	0	0	200
572	**298**	40	0	58	0	0	0	200
573	**298**	40	0	58	0	0	0	200
574	**292**	34	0	58	0	0	0	200
575	**292**	34	0	58	0	0	0	200
576	**290**	232	0	58	0	0	0	0
577	**288**	30	0	58	0	0	0	200
578	**287**	29	0	58	0	0	0	200
579	**286**	228	0	58	0	0	0	0
580	**285**	27	0	58	0	0	0	200
581	**280**	22	0	58	0	0	0	200
582	**280**	22	0	58	0	0	0	200
583	**274**	16	0	58	0	0	0	200
584	**274**	16	0	58	0	0	0	200
585	**268**	10	0	58	0	0	0	200
586	**268**	10	0	58	0	0	0	200
587	**268**	10	0	58	0	0	0	200
588	**268**	10	0	58	0	0	0	200
589	**268**	10	0	58	0	0	0	200
590	**266**	208	0	58	0	0	0	0
591	**266**	8	0	58	0	0	0	200
592	**266**	8	0	58	0	0	0	200

San Dieguito Point Total

	100%	25%	25%	10%	15%	10%	10%	5%
Map ID	Total Points	Adjusted Field Points	Attractor Score	Diabetes Score	Crash Score	Socioeconomic Score	Project Priority Score	School Score
593	**266**	8	0	58	0	0	0	200
594	**266**	8	0	58	0	0	0	200
595	**258**	200	0	58	0	0	0	0
596	**258**	0	0	58	0	0	0	200
597	**258**	0	0	58	0	0	0	200
598	**249**	191	0	58	0	0	0	0
599	**235**	177	0	58	0	0	0	0
600	**234**	176	0	58	0	0	0	0
601	**226**	168	0	58	0	0	0	0
602	**221**	163	0	58	0	0	0	0
603	**218**	160	0	58	0	0	0	0
604	**215**	157	0	58	0	0	0	0
605	**214**	156	0	58	0	0	0	0
606	**209**	151	0	58	0	0	0	0
607	**207**	149	0	58	0	0	0	0
608	**206**	148	0	58	0	0	0	0
609	**204**	146	0	58	0	0	0	0
610	**204**	146	0	58	0	0	0	0
611	**202**	144	0	58	0	0	0	0
612	**199**	141	0	58	0	0	0	0
613	**199**	141	0	58	0	0	0	0
614	**194**	136	0	58	0	0	0	0
615	**192**	134	0	58	0	0	0	0
616	**192**	134	0	58	0	0	0	0
617	**190**	132	0	58	0	0	0	0
618	**177**	119	0	58	0	0	0	0
619	**175**	117	0	58	0	0	0	0
620	**174**	116	0	58	0	0	0	0
621	**168**	110	0	58	0	0	0	0
622	**168**	110	0	58	0	0	0	0
623	**168**	110	0	58	0	0	0	0
624	**166**	108	0	58	0	0	0	0
625	**158**	100	0	58	0	0	0	0
626	**158**	100	0	58	0	0	0	0
627	**157**	99	0	58	0	0	0	0
628	**155**	97	0	58	0	0	0	0
629	**153**	95	0	58	0	0	0	0

San Dieguito Point Total

	100%	25%	25%	10%	15%	10%	10%	5%
Map ID	Total Points	Adjusted Field Points	Attractor Score	Diabetes Score	Crash Score	Socioeconomic Score	Project Priority Score	School Score
630	**151**	93	0	58	0	0	0	0
631	**149**	91	0	58	0	0	0	0
632	**144**	86	0	58	0	0	0	0
633	**144**	86	0	58	0	0	0	0
634	**144**	86	0	58	0	0	0	0
635	**143**	85	0	58	0	0	0	0
636	**142**	84	0	58	0	0	0	0
637	**139**	81	0	58	0	0	0	0
638	**139**	81	0	58	0	0	0	0
639	**136**	78	0	58	0	0	0	0
640	**132**	74	0	58	0	0	0	0
641	**132**	74	0	58	0	0	0	0
642	**132**	74	0	58	0	0	0	0
643	**131**	73	0	58	0	0	0	0
644	**130**	72	0	58	0	0	0	0
645	**130**	72	0	58	0	0	0	0
646	**130**	72	0	58	0	0	0	0
647	**130**	72	0	58	0	0	0	0
648	**129**	71	0	58	0	0	0	0
649	**129**	71	0	58	0	0	0	0
650	**128**	70	0	58	0	0	0	0
651	**123**	65	0	58	0	0	0	0
652	**123**	65	0	58	0	0	0	0
653	**121**	63	0	58	0	0	0	0
654	**121**	63	0	58	0	0	0	0
655	**118**	60	0	58	0	0	0	0
656	**117**	59	0	58	0	0	0	0
657	**117**	59	0	58	0	0	0	0
658	**116**	58	0	58	0	0	0	0
659	**116**	58	0	58	0	0	0	0
660	**116**	58	0	58	0	0	0	0
661	**115**	57	0	58	0	0	0	0
662	**115**	57	0	58	0	0	0	0
663	**115**	57	0	58	0	0	0	0
664	**114**	56	0	58	0	0	0	0
665	**110**	52	0	58	0	0	0	0
666	**110**	52	0	58	0	0	0	0

San Dieguito Point Total

	100%	25%	25%	10%	15%	10%	10%	5%
Map ID	Total Points	Adjusted Field Points	Attractor Score	Diabetes Score	Crash Score	Socioeconomic Score	Project Priority Score	School Score
667	**109**	51	0	58	0	0	0	0
668	**109**	51	0	58	0	0	0	0
669	**106**	48	0	58	0	0	0	0
670	**104**	46	0	58	0	0	0	0
671	**103**	45	0	58	0	0	0	0
672	**102**	44	0	58	0	0	0	0
673	**102**	44	0	58	0	0	0	0
674	**102**	44	0	58	0	0	0	0
675	**102**	44	0	58	0	0	0	0
676	**102**	44	0	58	0	0	0	0
677	**102**	44	0	58	0	0	0	0
678	**101**	43	0	58	0	0	0	0
679	**101**	43	0	58	0	0	0	0
680	**101**	43	0	58	0	0	0	0
681	**100**	42	0	58	0	0	0	0
682	**100**	42	0	58	0	0	0	0
683	**99**	41	0	58	0	0	0	0
684	**98**	40	0	58	0	0	0	0
685	**97**	39	0	58	0	0	0	0
686	**96**	38	0	58	0	0	0	0
687	**90**	32	0	58	0	0	0	0
688	**90**	32	0	58	0	0	0	0
689	**90**	32	0	58	0	0	0	0
690	**90**	32	0	58	0	0	0	0
691	**88**	30	0	58	0	0	0	0
692	**88**	30	0	58	0	0	0	0
693	**88**	30	0	58	0	0	0	0
694	**88**	30	0	58	0	0	0	0
695	**88**	30	0	58	0	0	0	0
696	**88**	30	0	58	0	0	0	0
697	**88**	30	0	58	0	0	0	0
698	**88**	30	0	58	0	0	0	0
699	**88**	30	0	58	0	0	0	0
700	**83**	25	0	58	0	0	0	0
701	**83**	25	0	58	0	0	0	0
702	**82**	24	0	58	0	0	0	0
703	**81**	23	0	58	0	0	0	0

San Dieguito Point Total

	100%	25%	25%	10%	15%	10%	10%	5%
Map ID	Total Points	Adjusted Field Points	Attractor Score	Diabetes Score	Crash Score	Socioeconomic Score	Project Priority Score	School Score
704	**81**	23	0	58	0	0	0	0
705	**81**	23	0	58	0	0	0	0
706	**79**	21	0	58	0	0	0	0
707	**78**	20	0	58	0	0	0	0
708	**76**	18	0	58	0	0	0	0
709	**76**	18	0	58	0	0	0	0
710	**76**	18	0	58	0	0	0	0
711	**76**	18	0	58	0	0	0	0
712	**76**	18	0	58	0	0	0	0
713	**76**	18	0	58	0	0	0	0
714	**74**	16	0	58	0	0	0	0
715	**74**	16	0	58	0	0	0	0
716	**73**	15	0	58	0	0	0	0
717	**70**	12	0	58	0	0	0	0
718	**68**	10	0	58	0	0	0	0
719	**68**	10	0	58	0	0	0	0
720	**68**	10	0	58	0	0	0	0
721	**68**	10	0	58	0	0	0	0
722	**68**	10	0	58	0	0	0	0
723	**68**	10	0	58	0	0	0	0
724	**68**	10	0	58	0	0	0	0
725	**66**	8	0	58	0	0	0	0
726	**66**	8	0	58	0	0	0	0
727	**66**	8	0	58	0	0	0	0
728	**66**	8	0	58	0	0	0	0
729	**66**	8	0	58	0	0	0	0
730	**66**	8	0	58	0	0	0	0
731	**66**	8	0	58	0	0	0	0
732	**66**	8	0	58	0	0	0	0
733	**66**	8	0	58	0	0	0	0
734	**66**	8	0	58	0	0	0	0
735	**66**	8	0	58	0	0	0	0
736	**66**	8	0	58	0	0	0	0
737	**66**	8	0	58	0	0	0	0
738	**66**	8	0	58	0	0	0	0
739	**66**	8	0	58	0	0	0	0
740	**66**	8	0	58	0	0	0	0

San Dieguito Point Total

	100%	25%	25%	10%	15%	10%	10%	5%
Map ID	Total Points	Adjusted Field Points	Attractor Score	Diabetes Score	Crash Score	Socioeconomic Score	Project Priority Score	School Score
741	**66**	8	0	58	0	0	0	0
742	**58**	0	0	58	0	0	0	0
743	**58**	0	0	58	0	0	0	0
744	**58**	0	0	58	0	0	0	0
745	**58**	0	0	58	0	0	0	0
746	**58**	0	0	58	0	0	0	0
747	**58**	0	0	58	0	0	0	0
748	**58**	0	0	58	0	0	0	0
749	**58**	0	0	58	0	0	0	0
750	**58**	0	0	58	0	0	0	0
751	**58**	0	0	58	0	0	0	0
752	**58**	0	0	58	0	0	0	0
753	**58**	0	0	58	0	0	0	0
754	**58**	0	0	58	0	0	0	0
755	**58**	0	0	58	0	0	0	0
756	**58**	0	0	58	0	0	0	0

This page intentionally left blank

Spring Valley

PGA Results

This page intentionally left blank

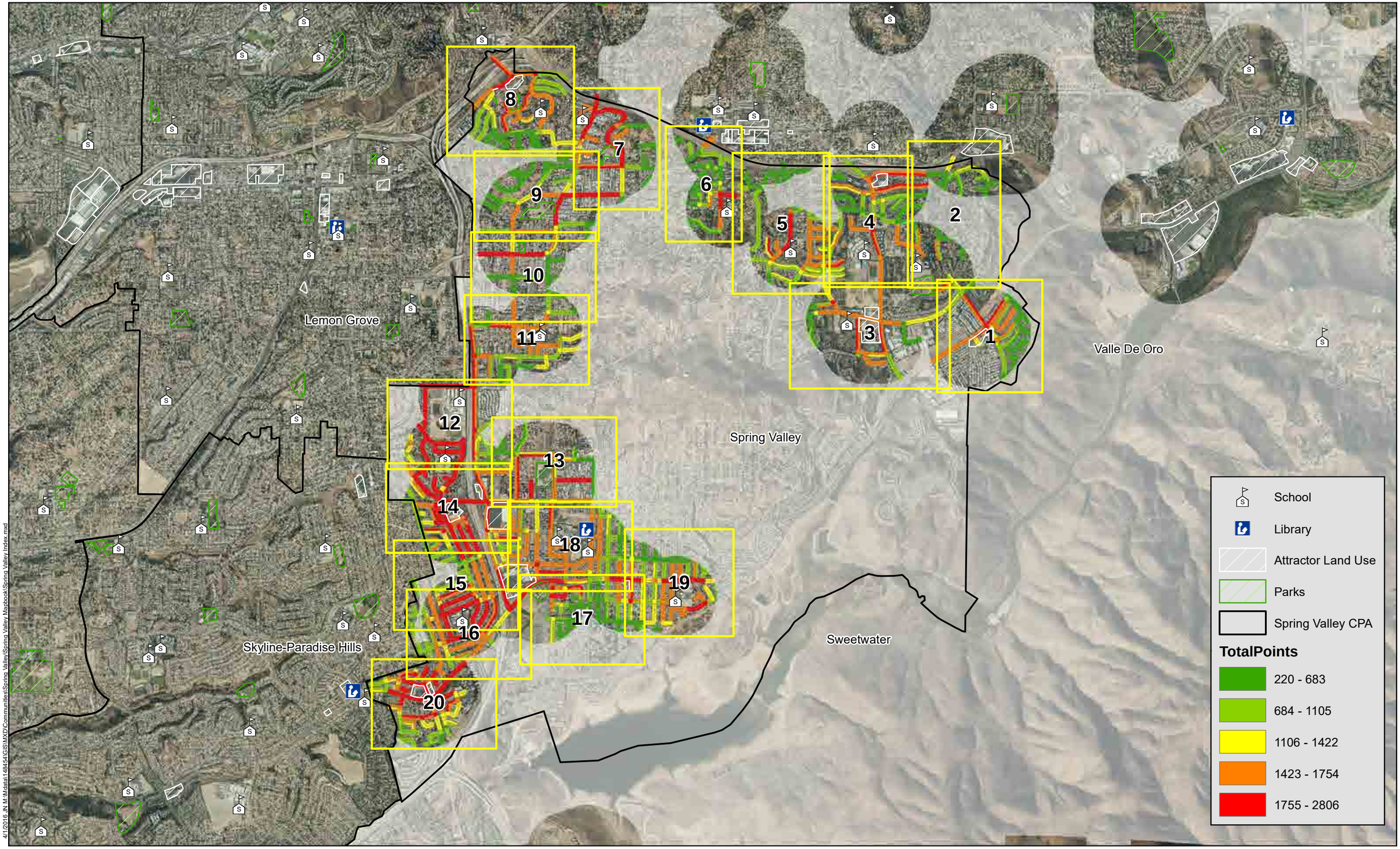

4/1/2016 JN M:\data\14845e\GIS\MXD\Communities\Spring Valley\Spring Valley Mapbook\Spring Valley Index.mxd

Michael Baker INTERNATIONAL

0 1,000 2,000 4,000 Feet

Source: San Diego County, SANDAG, SanGIS, Eagle Aerial, ESRI

San Diego County ATP

Spring Valley PGA

Index Map



4/1/2016 JN M:\Mdata\148454\GIS\MXD\Communities\Spring Valley\Spring Valley Mapbook\Spring Valley_Pages1_2.mxd

Michael Baker INTERNATIONAL

0 500 1,000 2,000 Feet

Source: San Diego County, SANDAG, SanGIS, Eagle Aerial, ESRI

San Diego County ATP

Spring Valley PGA

Map 1

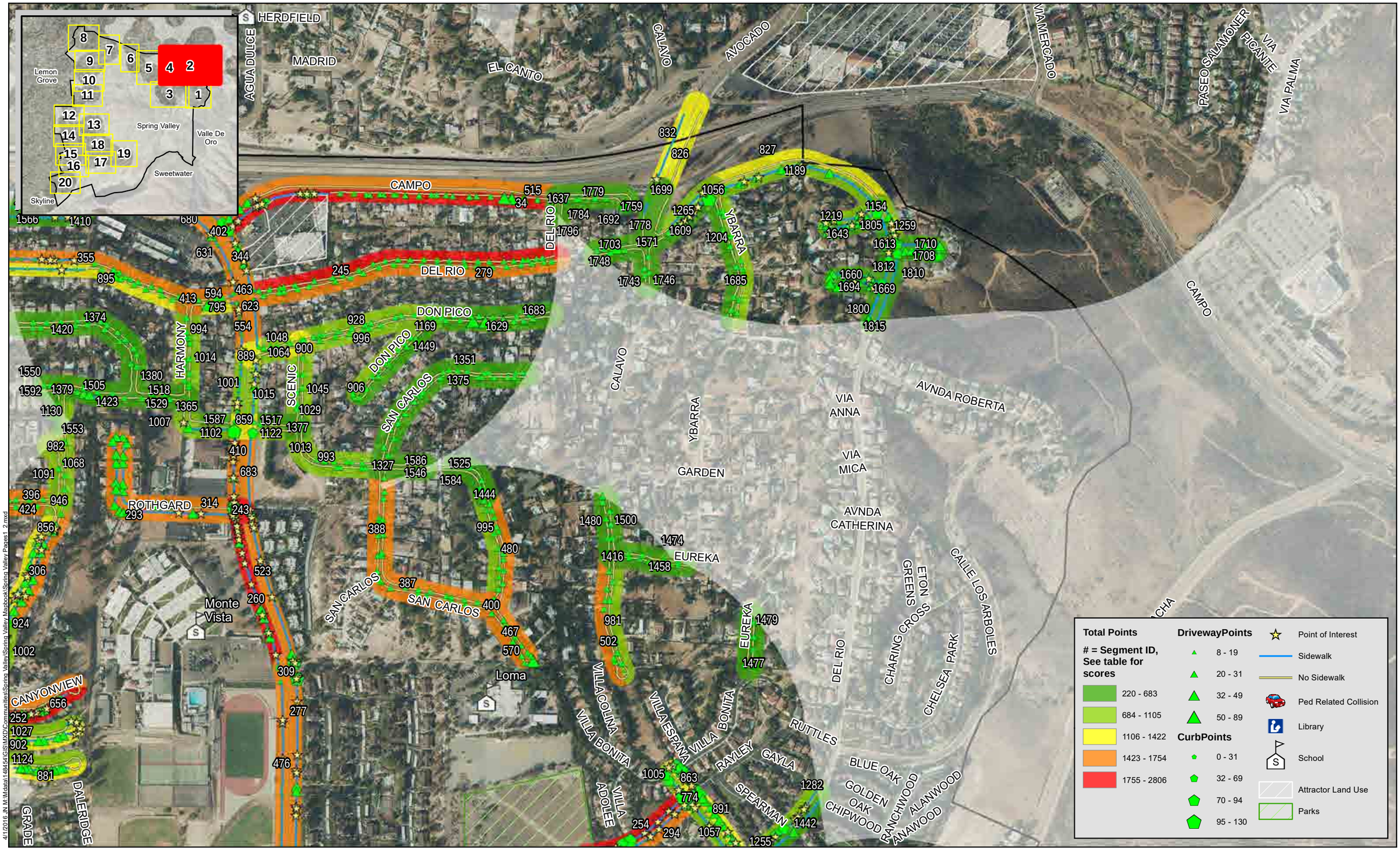

Total Points

 # = Segment ID, See table for scores

220 - 683
684 - 1105
1106 - 1422
1423 - 1754
1755 - 2806

DrivewayPoints

8 - 19
20 - 31
32 - 49
50 - 89

CurbPoints

0 - 31
32 - 69
70 - 94
95 - 130

- Point of Interest
- Sidewalk
- No Sidewalk
- Ped Related Collision
- Library
- School
- Attractor Land Use
- Parks

Michael Baker INTERNATIONAL

0 500 1,000 2,000 Feet

Source: San Diego County, SANDAG, SanGIS, Eagle Aerial, ESRI

4/1/2016 dN:\Mdata\146454\GIS\MXD\Communities\Spring Valley\Spring Valley Maybook\Spring Valley Pages1_2.mxd

San Diego County ATP

Spring Valley PGA

Map 2



4/1/2016 JN M:\Mdata\14845\GIS\MXD\Communities\Spring Valley\Spring Valley Maxbook\Spring Valley Pages1_2.mxd

Michael Baker INTERNATIONAL

0 500 1,000 2,000 Feet

Source: San Diego County, SANDAG, SanGIS, Eagle Aerial, ESRI

San Diego County ATP

Spring Valley PGA

Map 3



Michael Baker INTERNATIONAL

0 500 1,000 2,000 Feet

Source: San Diego County, SANDAG, SanGIS, Eagle Aerial, ESRI

San Diego County ATP

Spring Valley PGA

Map 4

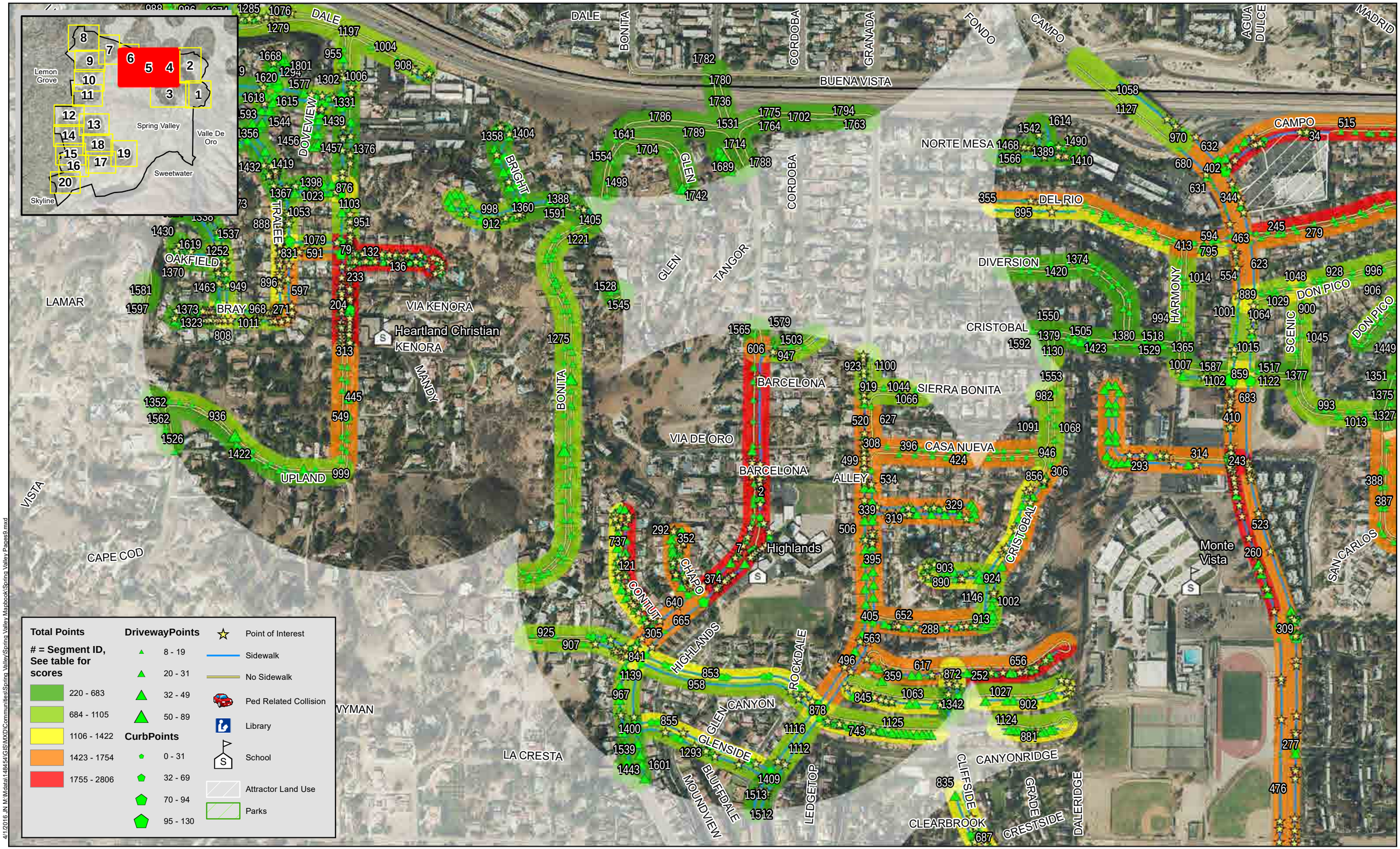

Total Points

 # = Segment ID, See table for scores

- 220 - 683
- 684 - 1105
- 1106 - 1422
- 1423 - 1754
- 1755 - 2806

DrivewayPoints

- 8 - 19
- 20 - 31
- 32 - 49
- 50 - 89

CurbPoints

- 0 - 31
- 32 - 69
- 70 - 94
- 95 - 130

- Point of Interest
- Sidewalk
- No Sidewalk
- Ped Related Collision
- Library
- School
- Attractor Land Use
- Parks

4/1/2016 JN M:\Mdata\148454\GIS\MXD\Communities\Spring_Valley\Spring Valley Mapbook\Spring Valley Pages8.mxd

Michael Baker INTERNATIONAL

0 500 1,000 2,000 Feet

Source: San Diego County, SANDAG, SanGIS, Eagle Aerial, ESRI

San Diego County ATP

Spring Valley PGA

Map 5

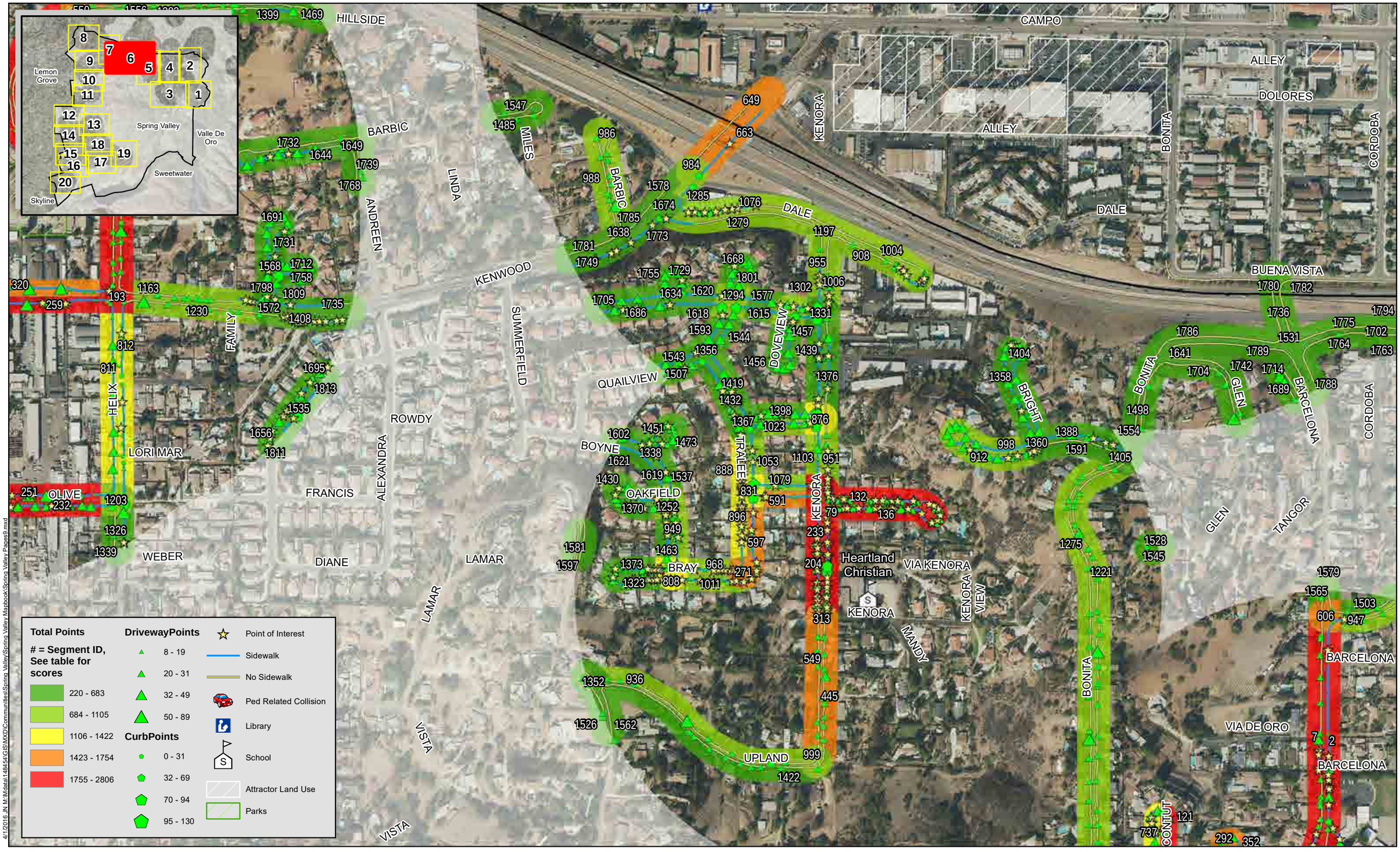

4/1/2016 JN M:\Mdata\148454\GIS\MXD\Communities\Spring Valley\Spring Valley Mapbook\Spring Valley Page6.mxd

Michael Baker INTERNATIONAL

0 500 1,000 2,000 Feet

Source: San Diego County, SANDAG, SanGIS, Eagle Aerial, ESRI

San Diego County ATP

Spring Valley PGA

Map 6

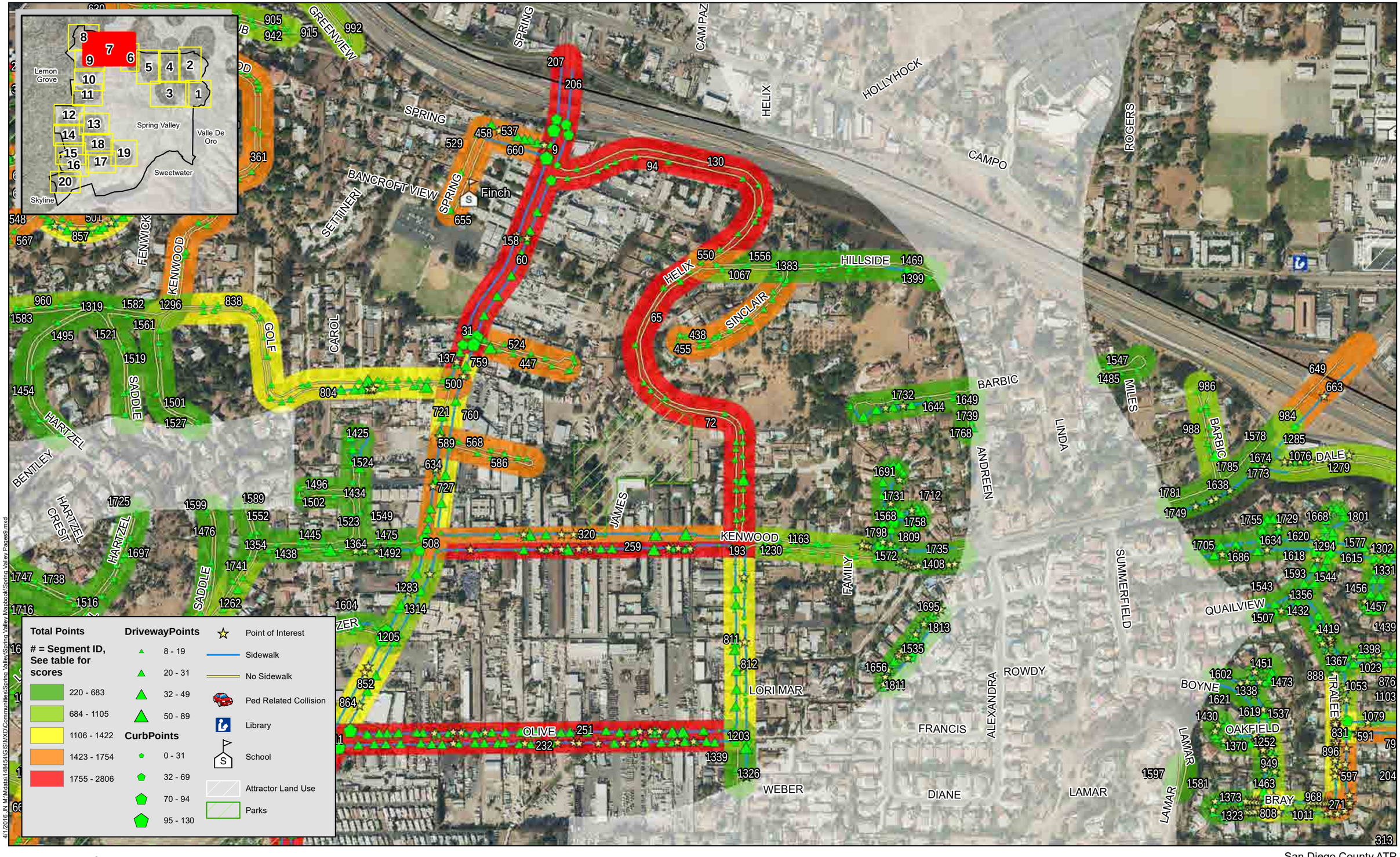

Total Points

 # = Segment ID, See table for scores

220 - 683	
684 - 1105	
1106 - 1422	
1423 - 1754	
1755 - 2806	

DrivewayPoints

8 - 19	
20 - 31	
32 - 49	
50 - 89	

CurbPoints

0 - 31	
32 - 69	
70 - 94	
95 - 130	

- Point of Interest
- Sidewalk
- No Sidewalk
- Ped Related Collision
- Library
- School
- Attractor Land Use
- Parks

4/1/2016 JN M:\Mdata\148454\GIS\MXD\Communities\Spring_Valley\Spring Valley Mapbook\Spring Valley Pages9.mxd

Michael Baker INTERNATIONAL

0 500 1,000 2,000 Feet

Source: San Diego County, SANDAG, SanGIS, Eagle Aerial, ESRI

San Diego County ATP

Spring Valley PGA

Map 7

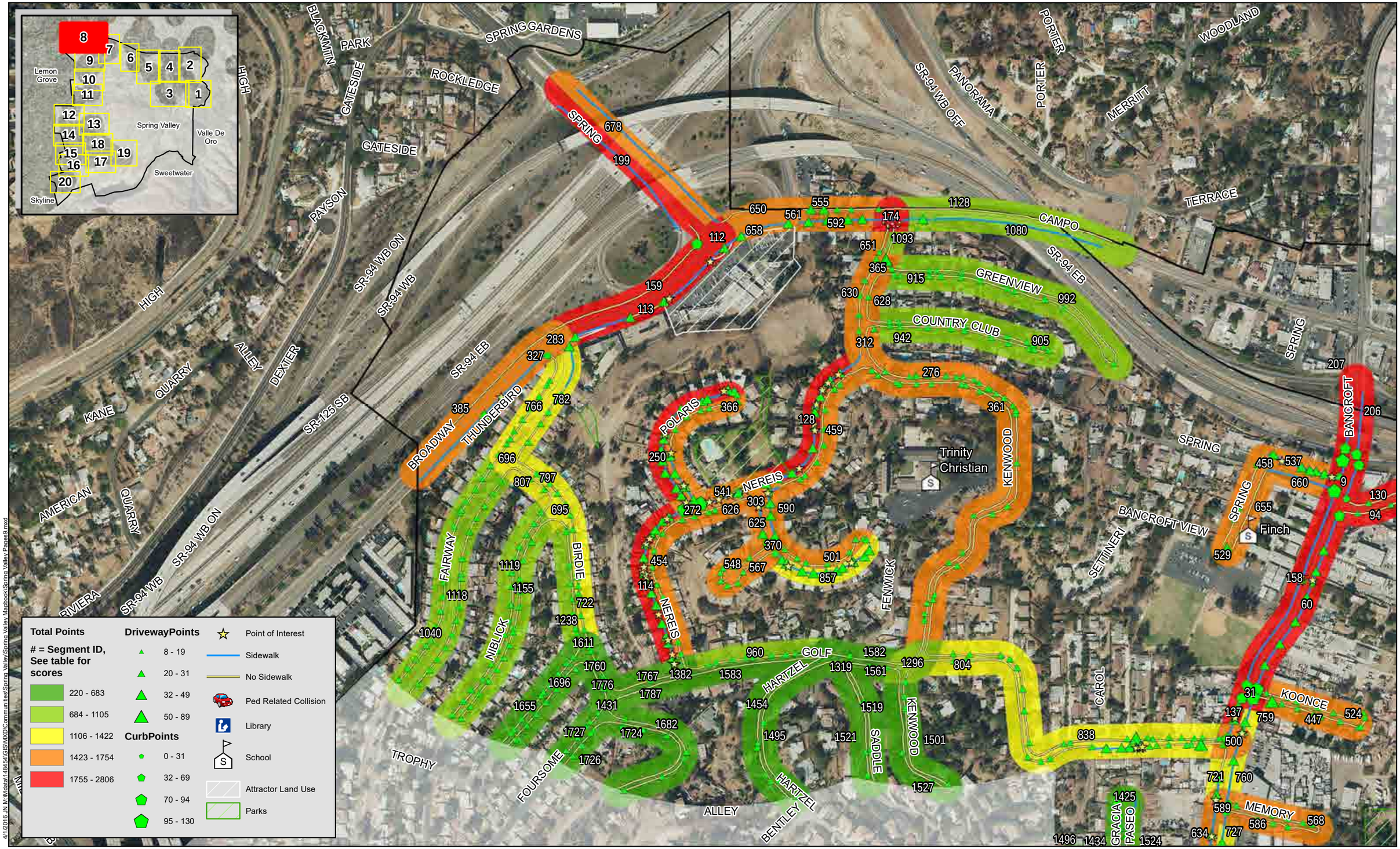

Total Points

 # = Segment ID, See table for scores

- 220 - 683
- 684 - 1105
- 1106 - 1422
- 1423 - 1754
- 1755 - 2806

DrivewayPoints

- 8 - 19
- 20 - 31
- 32 - 49
- 50 - 89

CurbPoints

- 0 - 31
- 32 - 69
- 70 - 94
- 95 - 130

- Point of Interest
- Sidewalk
- No Sidewalk
- Ped Related Collision
- Library
- School
- Attractor Land Use
- Parks

4/1/2016 J:\M\Mdata\14845e\GIS\MXD\Communities\Spring Valley\Spring Valley Mapbook\Spring Valley Pages9.mxd

Michael Baker INTERNATIONAL

0 500 1,000 2,000 Feet

Source: San Diego County, SANDAG, SanGIS, Eagle Aerial, ESRI

San Diego County ATP

Spring Valley PGA

Map 8

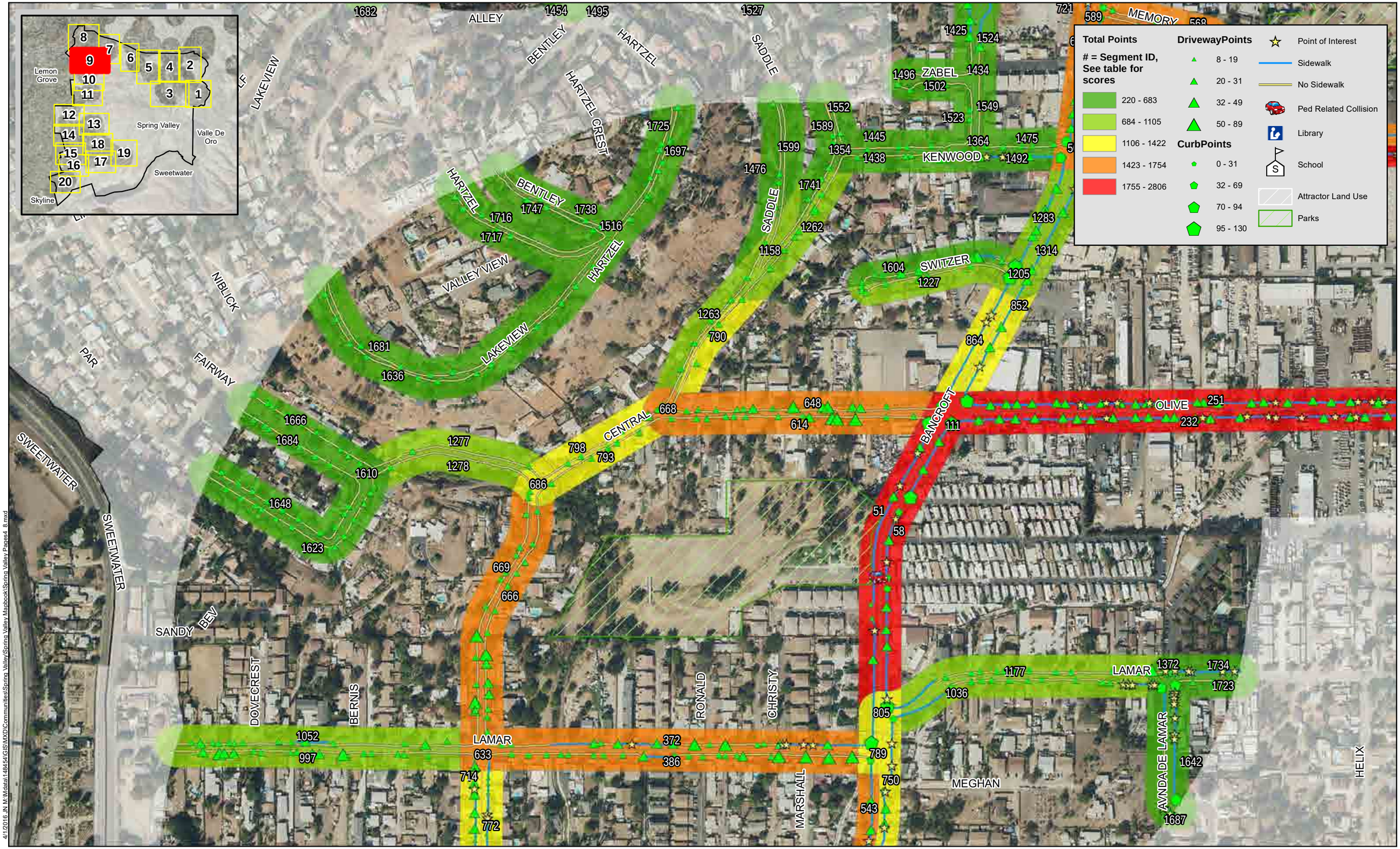

4/1/2016 JN M:\Mdata\14845\GIS\MXD\Communities\Spring Valley\Spring Valley Maybook\Spring Valley Pages4_8.mxd

Michael Baker INTERNATIONAL

0 500 1,000 2,000 Feet

Source: San Diego County, SANDAG, SanGIS, Eagle Aerial, ESRI

San Diego County ATP

Spring Valley PGA

Map 9

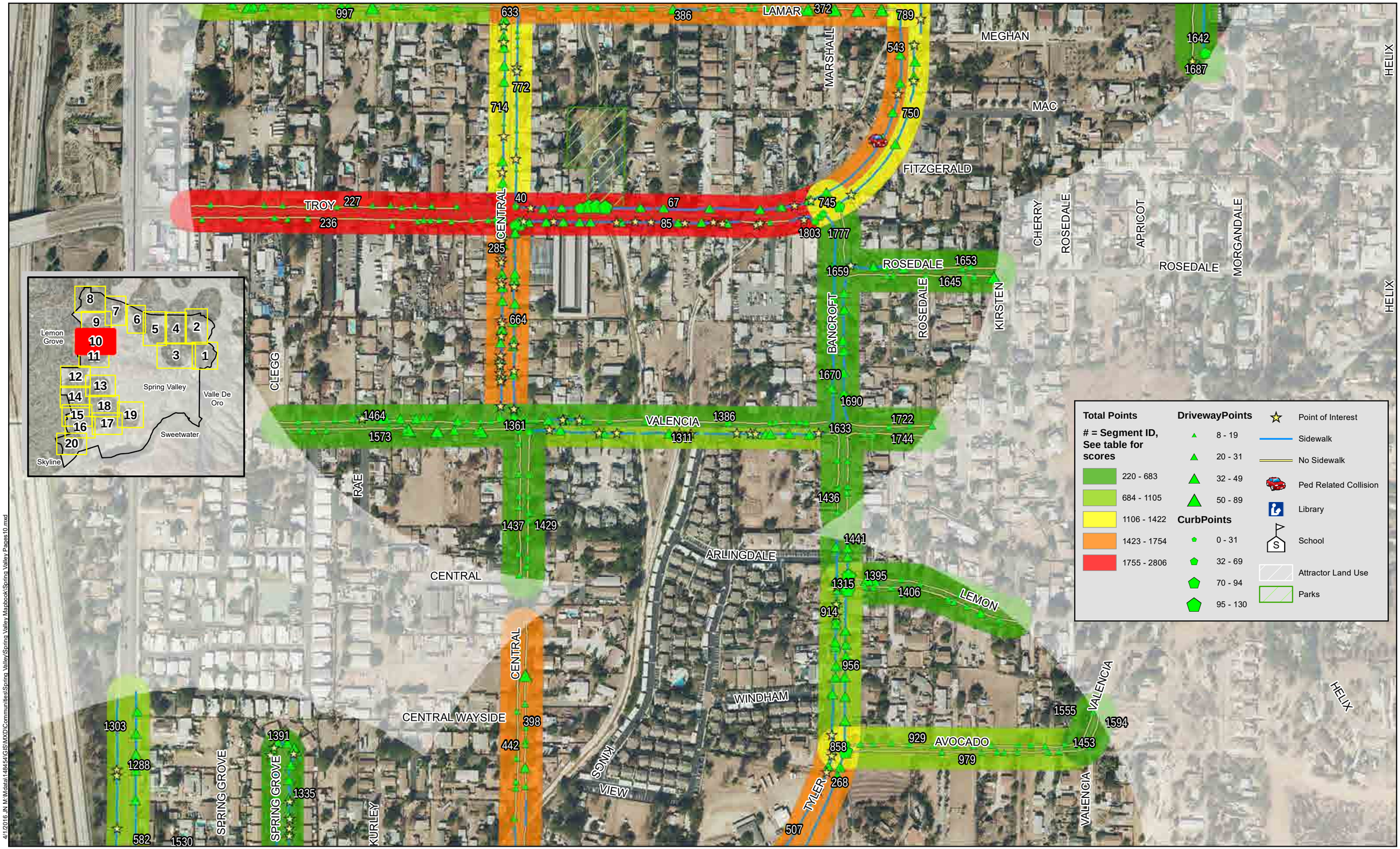

4/1/2016 J:\M:\data\1484541\GIS\MXD\Communities\Spring Valley\Spring Valley Maybook\Spring Valley Pages10.mxd

Michael Baker INTERNATIONAL

0 500 1,000 2,000 Feet

Source: San Diego County, SANDAG, SanGIS, Eagle Aerial, ESRI

San Diego County ATP

Spring Valley PGA

Map 10

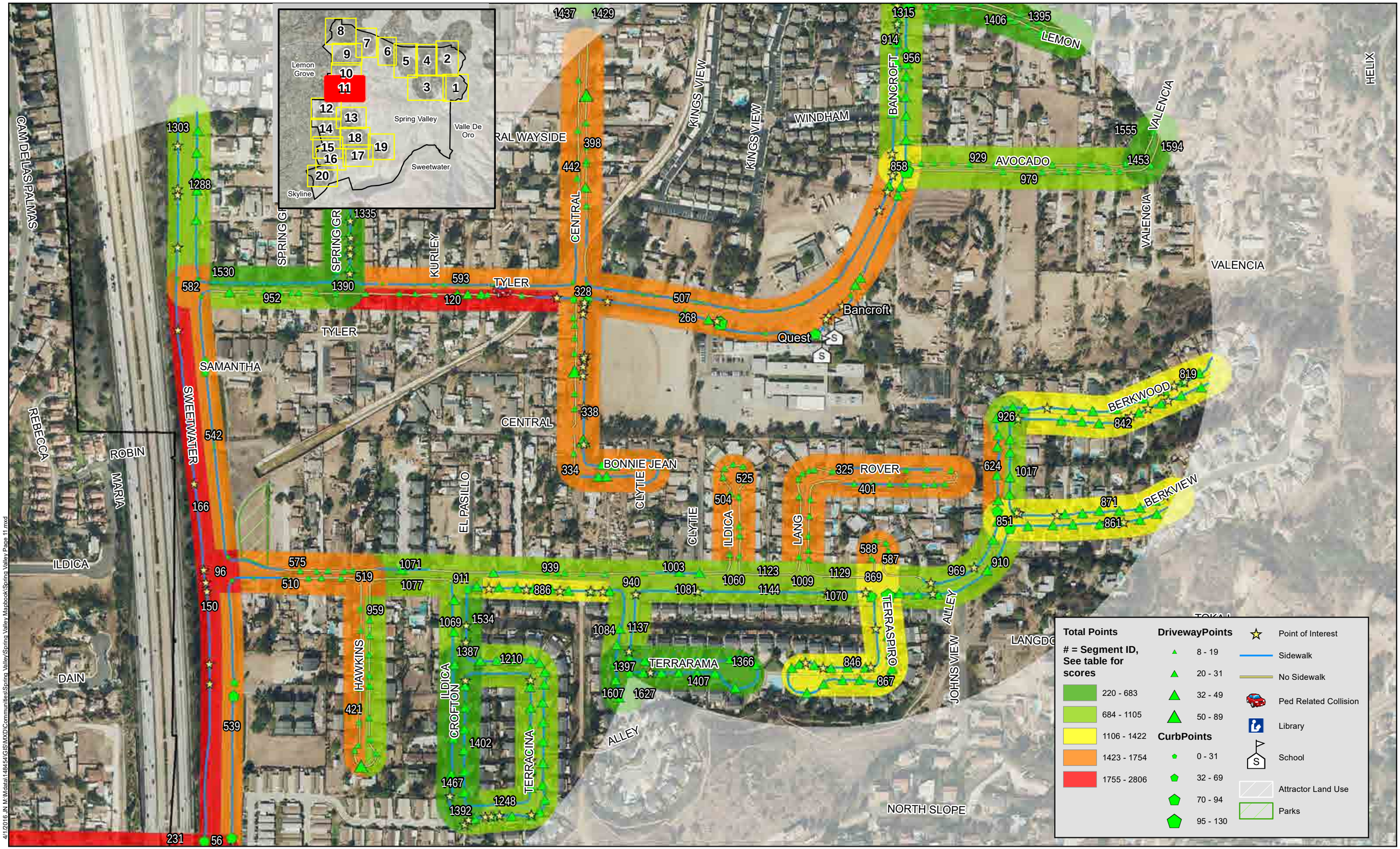

4/1/2016 JN M:\Mdata\148454\GIS\MXD\Communities\Spring Valley\Spring Valley Mapbook\Spring Valley Page 11.mxd

Michael Baker INTERNATIONAL

0 500 1,000 2,000 Feet

Source: San Diego County, SANDAG, SanGIS, Eagle Aerial, ESRI

San Diego County ATP

Spring Valley PGA

Map 11



4/1/2016 JN M:\Data\148454\GIS\MXD\Communities\Spring Valley\Spring Valley Maptook\Spring Valley Pages12_13.mxd

Michael Baker INTERNATIONAL

0 500 1,000 2,000 Feet

Source: San Diego County, SANDAG, SanGIS, Eagle Aerial, ESRI

San Diego County ATP

Spring Valley PGA

Map 12

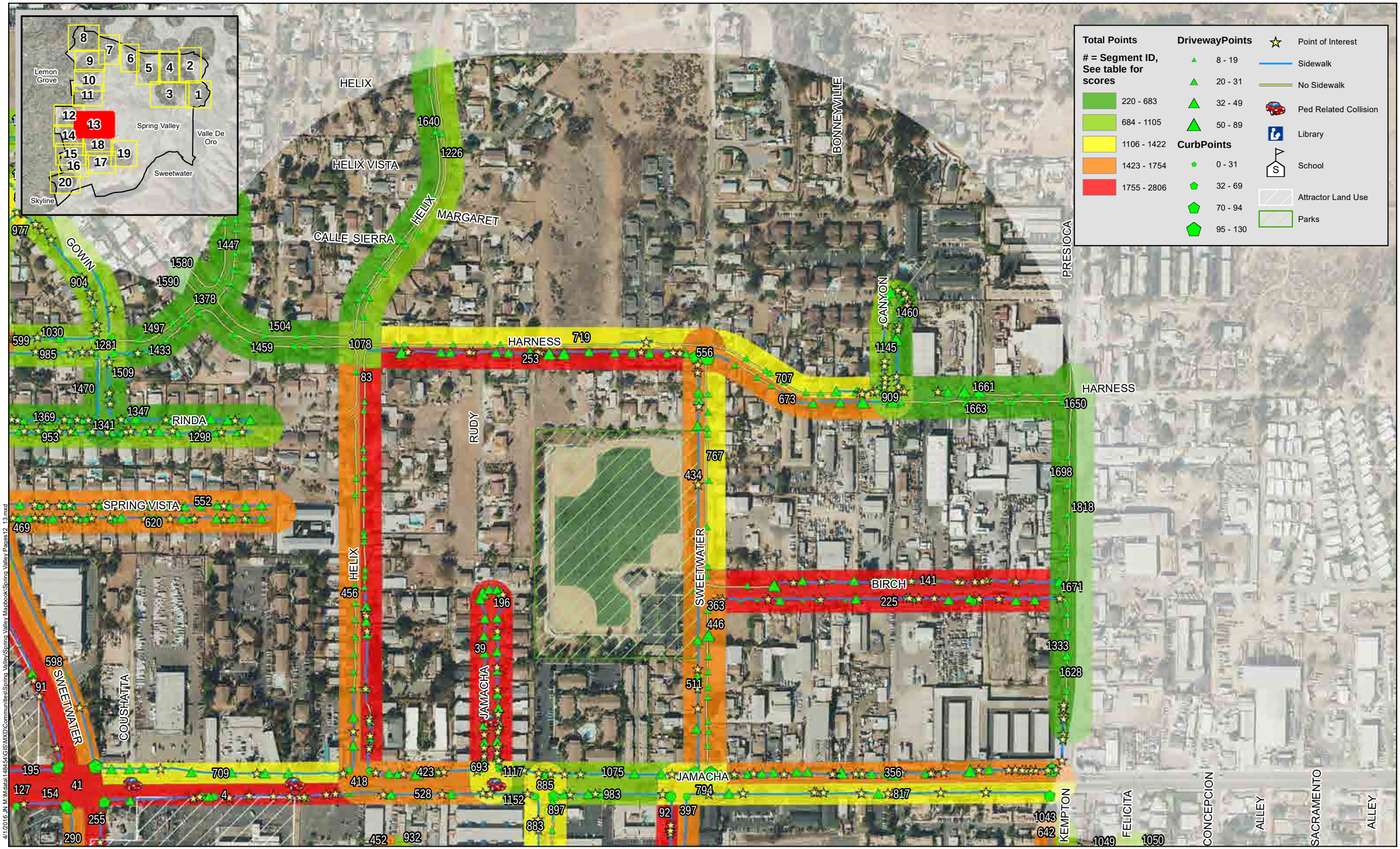

4/1/2016 J:\N\Mdata\148454\GIS\MXD\Communities\Spring Valley\Spring Valley Maybook\Spring Valley Pages\2_13.mxd

Michael Baker INTERNATIONAL

0 500 1,000 2,000 Feet

Source: San Diego County, SANDAG, SanGIS, Eagle Aerial, ESRI

San Diego County ATP

Spring Valley PGA

Map 13

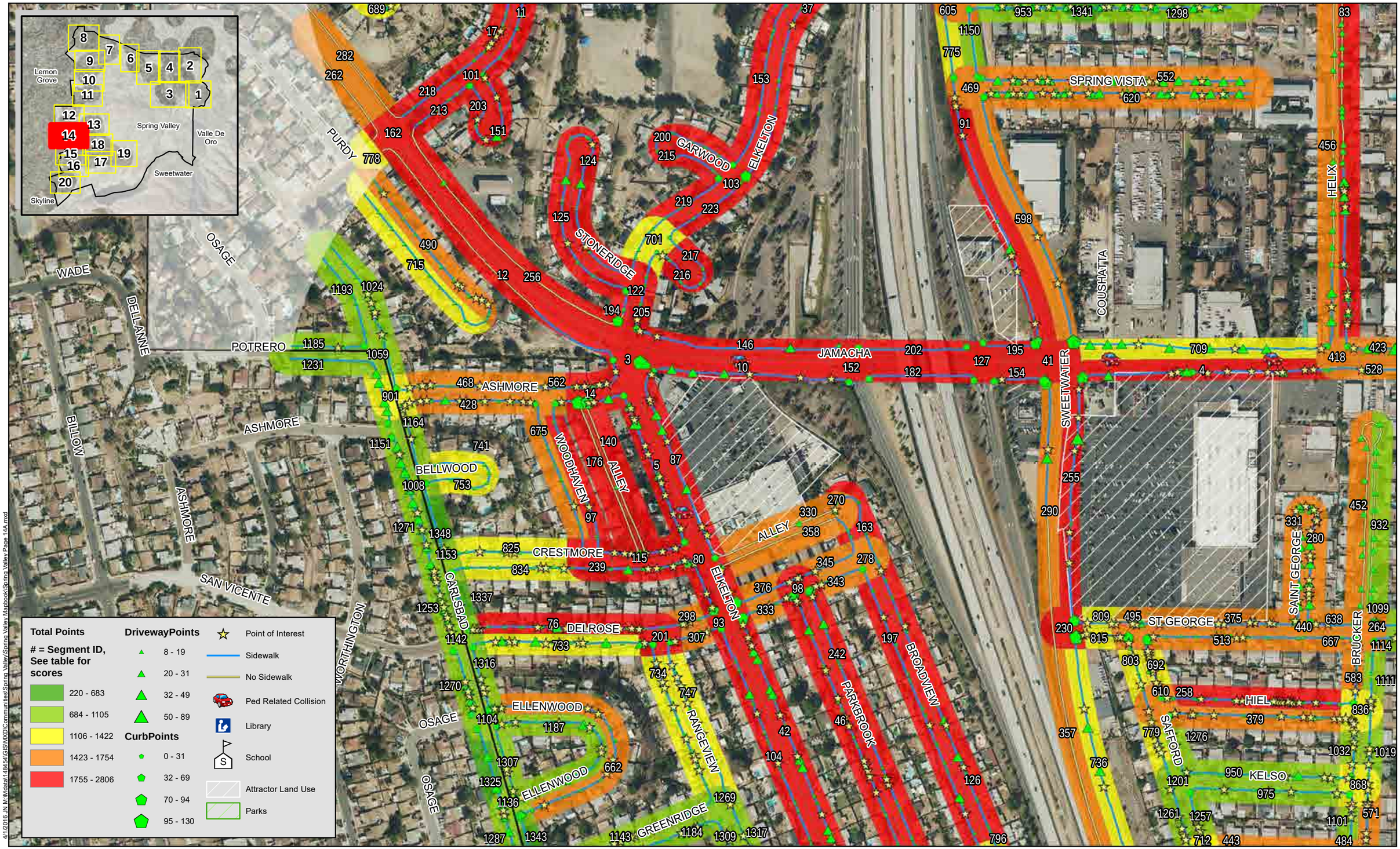

4/17/2016 J:\N M\Mdata\148454\GIS\MXD\Communities\Spring Valley\Spring Valley Mapbook\Spring Valley Page 14A.mxd

Michael Baker INTERNATIONAL

0 500 1,000 2,000 Feet

Source: San Diego County, SANDAG, SanGIS, Eagle Aerial, ESRI

San Diego County ATP

Spring Valley PGA

Map 14

Total Points

 # = Segment ID, See table for scores

- 220 - 683
- 684 - 1105
- 1106 - 1422
- 1423 - 1754
- 1755 - 2806

DrivewayPoints

- 8 - 19
- 20 - 31
- 32 - 49
- 50 - 89

CurbPoints

- 0 - 31
- 32 - 69
- 70 - 94
- 95 - 130

- Point of Interest
- Sidewalk
- No Sidewalk
- Ped Related Collision
- Library
- School
- Attractor Land Use
- Parks

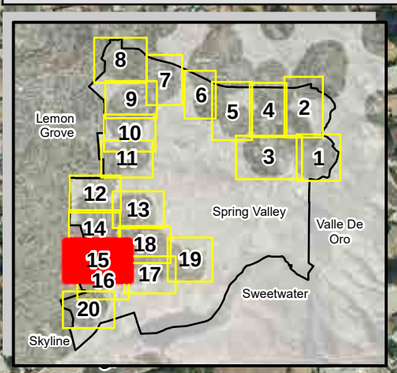

ELLENWOOD
GREENRIDGE
RANGEVIEW
HILLSLOPE
JAYLEE
INNSDALE
KELBURN
CARLSBAD
LANCE
MILBURN
OSAGE
WORTHINGTON
ENCINITAS
ENCINITAS
BRADY
BRADY
NOELINE
NOELINE
NOELINE
ALENE
HOTZ
ELKELTON
PARKBROOK
BROADVIEW
SWEETWATER
KELSO
SAFFORD
BRUCKER
ADRIANA
ORVILLE
PARADISE VALLEY
SR-54 WB
SR-54 EB
JAMACHA
Rancho

4/1/2016 JN M:\Mdata\14845\GIS\MXD\Communities\Spring Valley\Spring Valley Mapbook\Spring Valley Pages15.mxd

Michael Baker INTERNATIONAL

0 500 1,000 2,000 Feet

Source: San Diego County, SANDAG, SanGIS, Eagle Aerial, ESRI

San Diego County ATP

Spring Valley PGA

Map 15



4/1/2016 JN M:\data\1484\54\GIS\MXD\Communities\Spring Valley\Spring Valley Maybrook\Spring Valley Pages16_17.mxd

Michael Baker INTERNATIONAL

0 500 1,000 2,000 Feet

Source: San Diego County, SANDAG, SanGIS, Eagle Aerial, ESRI

San Diego County ATP

Spring Valley PGA

Map 16

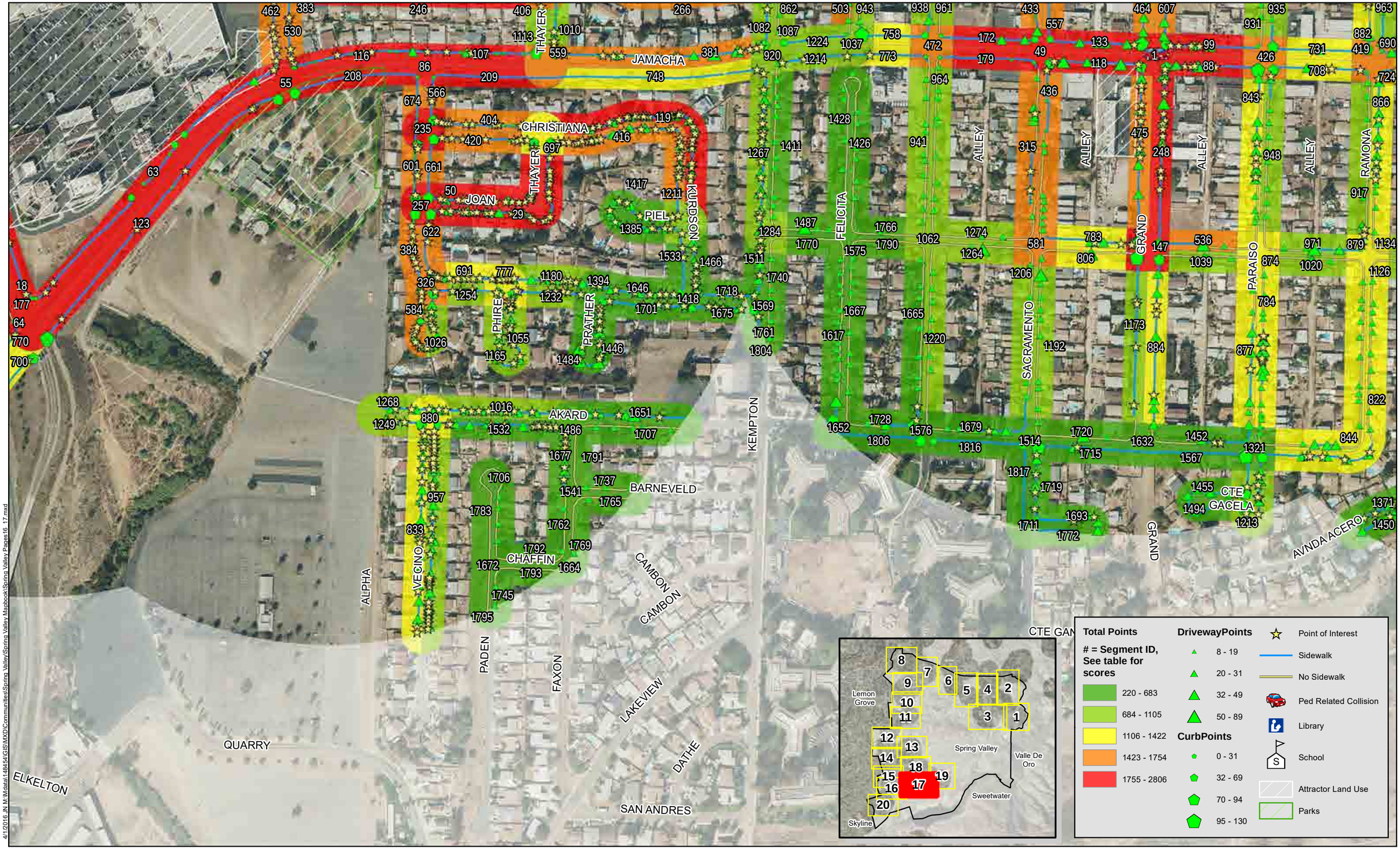

4/1/2016 J:\N:\Mdata\149454\GIS\MXD\Communities\Spring Valley\Spring Valley Mapbook\Spring Valley Pages16_17.mxd

Michael Baker INTERNATIONAL

0 500 1,000 2,000 Feet

Source: San Diego County, SANDAG, SanGIS, Eagle Aerial, ESRI

San Diego County ATP

Spring Valley PGA

Map 17

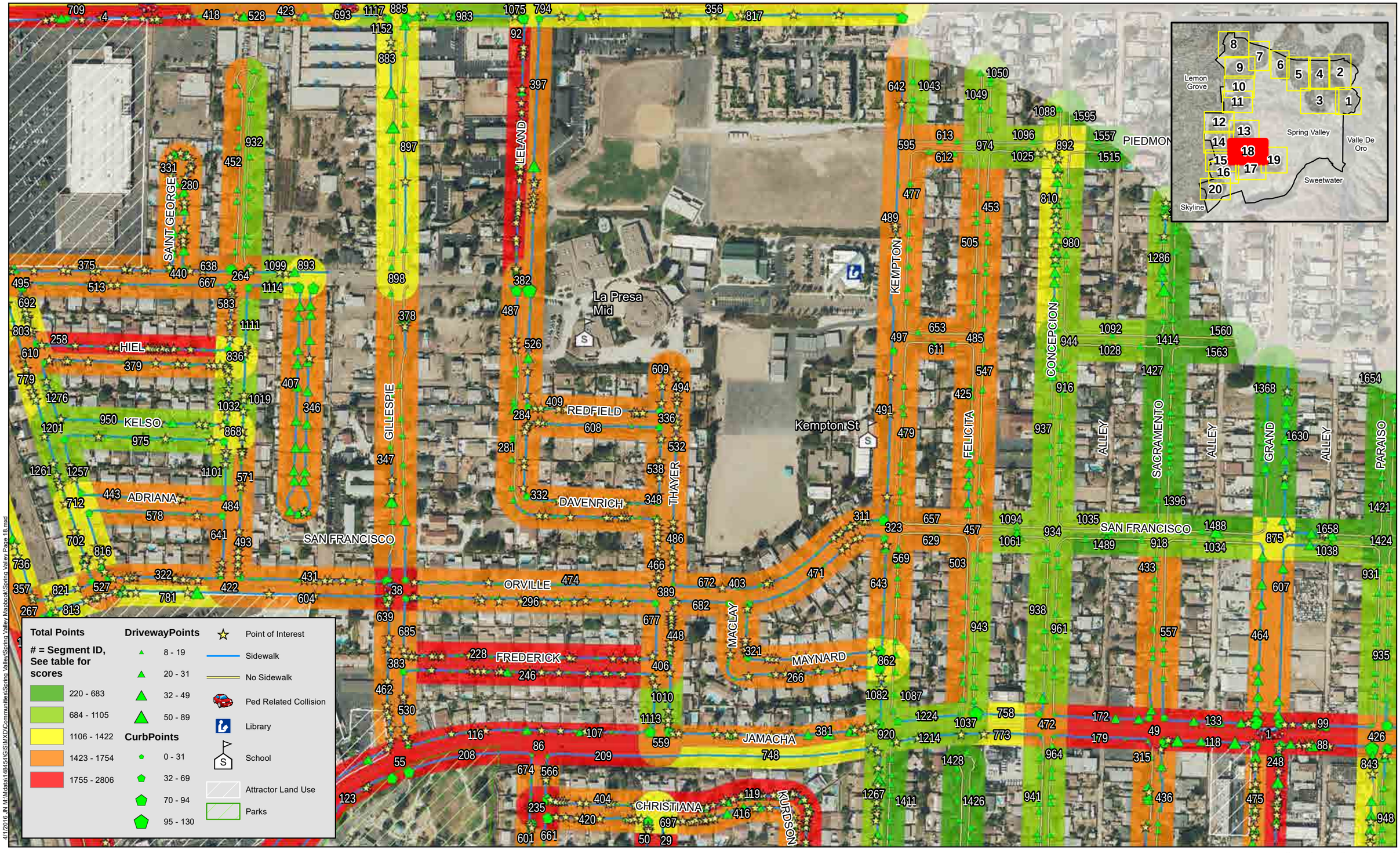

4/1/2016 JN M:\data\1494\54\GIS\MXD\Communities\Spring Valley\Spring Valley Maybook\Spring Valley Page 18.mxd

Michael Baker INTERNATIONAL

0 500 1,000 2,000 Feet

Source: San Diego County, SANDAG, SanGIS, Eagle Aerial, ESRI

San Diego County ATP

Spring Valley PGA

Map 18

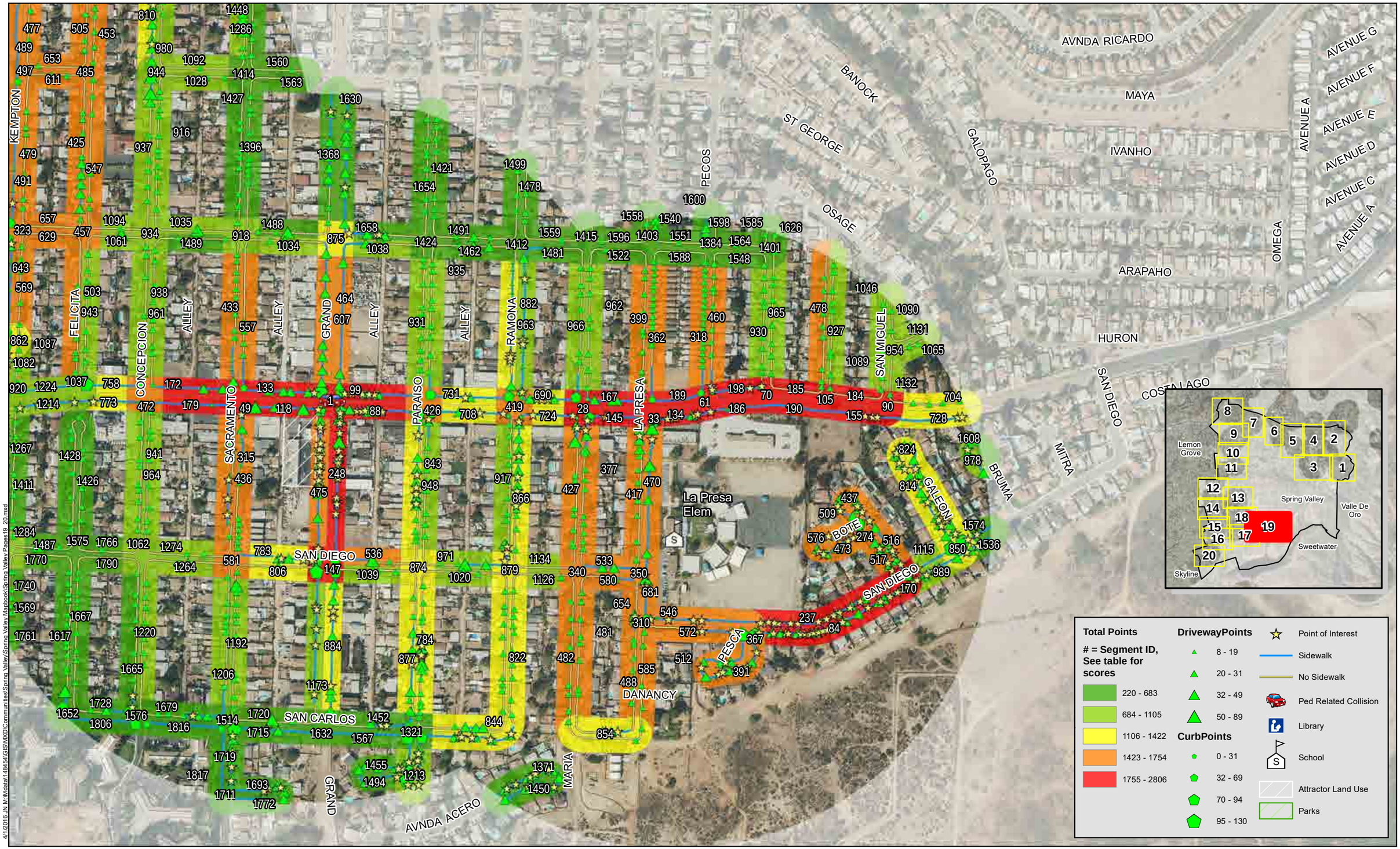

4/1/2016 JN M:\Mdata\148454\GIS\MXD\Communities\Spring Valley\Spring Valley Maybook\Spring Valley Pages19_20.mxd

Michael Baker INTERNATIONAL

0 500 1,000 2,000 Feet

Source: San Diego County, SANDAG, SanGIS, Eagle Aerial, ESRI

San Diego County ATP

Spring Valley PGA

Map 19

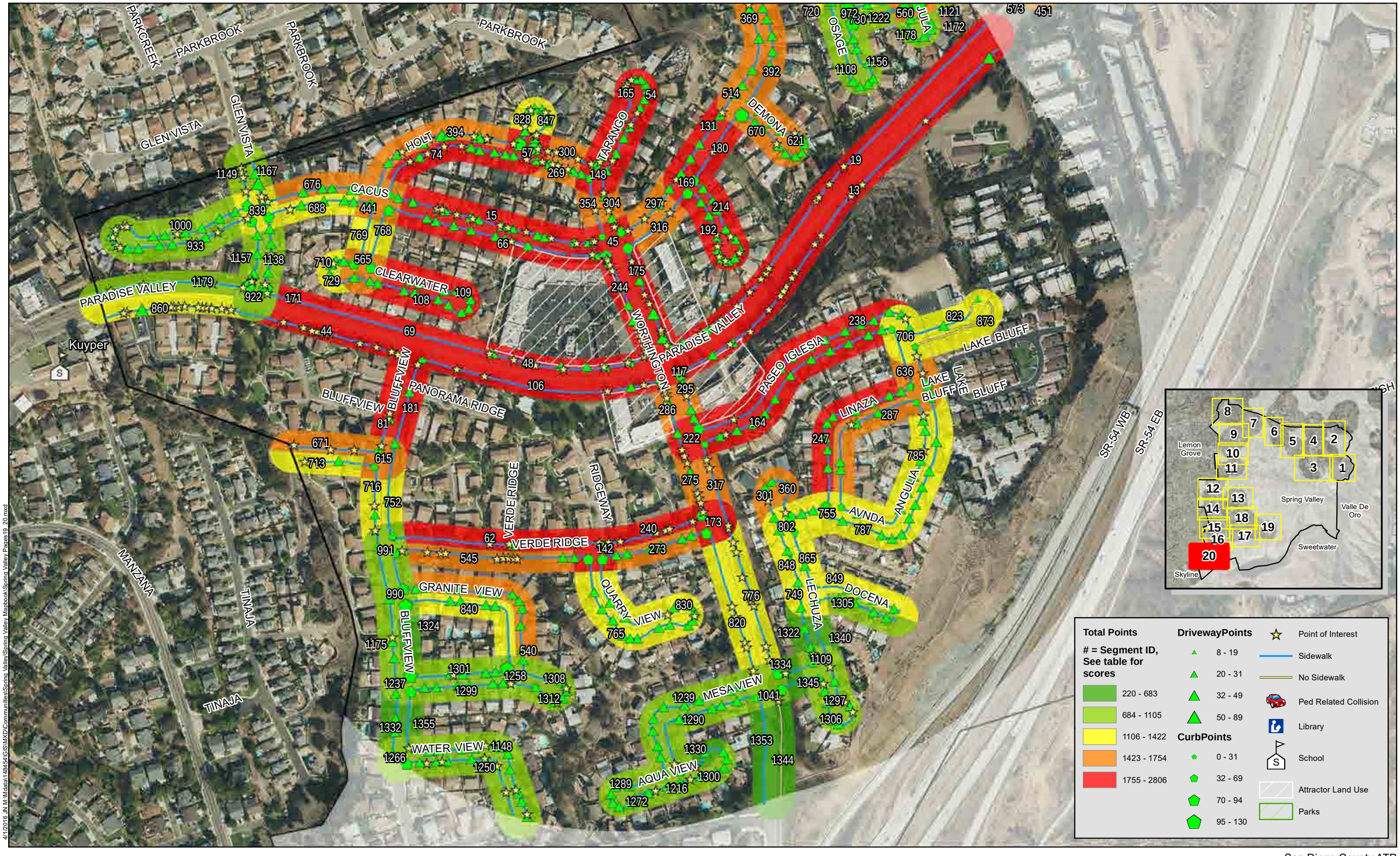

4/1/2016 JN M:\Data\14845\GIS\MXD\Communities\Spring Valley\Spring Valley Mapbook\Spring Valley Pages19_20.mxd

Michael Baker INTERNATIONAL

0 500 1,000 2,000 Feet

Source: San Diego County, SANDAG, SanGIS, Eagle Aerial, ESRI

San Diego County ATP

Spring Valley PGA

Map 20

Spring Valley Point Total

	100%	25%	25%	10%	15%	10%	10%	5%
Score ID	Total Points	Adjusted Field Points	Attractor Score	Diabetes Score	Crash Score	Socioeconomic Score	Project Priority Score	School Score
1	**2806**	386	1000	220	600	0	400	200
2	**2635**	815	1000	220	0	0	400	200
3	**2619**	394	1000	325	0	300	400	200
4	**2456**	436	1000	220	600	0	0	200
5	**2438**	313	1000	325	300	300	0	200
6	**2360**	558	1000	302	0	300	0	200
7	**2360**	540	1000	220	0	0	400	200
8	**2335**	533	1000	302	0	300	0	200
9	**2292**	472	1000	220	0	0	400	200
10	**2284**	159	1000	325	300	300	0	200
11	**2282**	480	1000	302	0	300	0	200
12	**2279**	54	1000	325	0	300	400	200
13	**2235**	410	1000	325	0	300	0	200
14	**2209**	384	1000	325	0	300	0	200
15	**2204**	379	1000	325	0	300	0	200
16	**2196**	371	1000	325	0	300	0	200
17	**2187**	385	1000	302	0	300	0	200
18	**2171**	346	1000	325	0	300	0	200
19	**2164**	339	1000	325	0	300	0	200
20	**2160**	335	1000	325	0	300	0	200
21	**2155**	353	1000	302	0	300	0	200
22	**2147**	322	1000	325	0	300	0	200
23	**2127**	325	1000	302	0	300	0	200
24	**2108**	306	1000	302	0	300	0	200
25	**2104**	302	1000	302	0	300	0	200
26	**2102**	277	1000	325	0	300	0	200
27	**2100**	275	1000	325	0	300	0	200
28	**2096**	276	1000	220	0	0	400	200
29	**2095**	675	1000	220	0	0	0	200
30	**2094**	269	1000	325	0	300	0	200
31	**2092**	272	1000	220	0	0	400	200
32	**2091**	266	1000	325	0	300	0	200
33	**2091**	271	1000	220	0	0	400	200
34	**2091**	671	1000	220	0	0	0	200
35	**2086**	284	1000	302	0	300	0	200
36	**2083**	663	1000	220	0	0	0	200
37	**2082**	280	1000	302	0	300	0	200

Spring Valley Point Total

	100%	25%	25%	10%	15%	10%	10%	5%
Score ID	Total Points	Adjusted Field Points	Attractor Score	Diabetes Score	Crash Score	Socioeconomic Score	Project Priority Score	School Score
38	**2076**	356	1000	220	300	0	0	200
39	**2075**	355	1000	220	300	0	0	200
40	**2073**	453	1000	220	0	0	400	0
41	**2070**	245	1000	325	0	300	0	200
42	**2069**	444	1000	325	0	300	0	0
43	**2069**	244	1000	325	0	300	0	200
44	**2068**	243	1000	325	0	300	0	200
45	**2065**	440	1000	325	0	300	0	0
46	**2065**	440	1000	325	0	300	0	0
47	**2064**	239	1000	325	0	300	0	200
48	**2059**	234	1000	325	0	300	0	200
49	**2053**	233	1000	220	0	0	400	200
50	**2053**	633	1000	220	0	0	0	200
51	**2052**	132	1000	220	300	0	400	0
52	**2049**	224	1000	325	0	300	0	200
53	**2045**	243	1000	302	0	300	0	200
54	**2045**	220	1000	325	0	300	0	200
55	**2041**	221	1000	220	0	0	400	200
56	**2033**	231	1000	302	0	300	0	200
57	**2032**	407	1000	325	0	300	0	0
58	**2029**	409	1000	220	0	0	400	0
59	**2027**	225	1000	302	0	300	0	200
60	**2020**	200	1000	220	0	0	400	200
61	**2013**	193	1000	220	0	0	400	200
62	**2011**	186	1000	325	0	300	0	200
63	**2010**	190	1000	220	0	0	400	200
64	**2007**	187	1000	220	0	0	400	200
65	**2004**	184	1000	220	0	0	400	200
66	**2002**	177	1000	325	0	300	0	200
67	**2001**	381	1000	220	0	0	400	0
68	**2001**	176	1000	325	0	300	0	200
69	**2000**	175	1000	325	0	300	0	200
70	**2000**	180	1000	220	0	0	400	200
71	**1999**	197	1000	302	0	300	0	200
72	**1998**	178	1000	220	0	0	400	200
73	**1997**	172	1000	325	0	300	0	200
74	**1995**	170	1000	325	0	300	0	200

Spring Valley Point Total

	100%	25%	25%	10%	15%	10%	10%	5%
Score ID	Total Points	Adjusted Field Points	Attractor Score	Diabetes Score	Crash Score	Socioeconomic Score	Project Priority Score	School Score
75	**1994**	169	1000	325	0	300	0	200
76	**1994**	369	1000	325	0	300	0	0
77	**1991**	166	1000	325	0	300	0	200
78	**1987**	185	1000	302	0	300	0	200
79	**1986**	566	1000	220	0	0	0	200
80	**1984**	359	1000	325	0	300	0	0
81	**1983**	158	1000	325	0	300	0	200
82	**1980**	155	1000	325	0	300	0	200
83	**1978**	558	1000	220	0	0	0	200
84	**1975**	555	1000	220	0	0	0	200
85	**1975**	355	1000	220	0	0	400	0
86	**1972**	152	1000	220	0	0	400	200
87	**1972**	147	1000	325	0	300	0	200
88	**1969**	149	1000	220	0	0	400	200
89	**1967**	165	1000	302	0	300	0	200
90	**1967**	147	1000	220	0	0	400	200
91	**1963**	161	1000	302	0	300	0	200
92	**1962**	542	1000	220	0	0	0	200
93	**1961**	336	1000	325	0	300	0	0
94	**1960**	140	1000	220	0	0	400	200
95	**1957**	155	1000	302	0	300	0	200
96	**1954**	152	1000	302	0	300	0	200
97	**1954**	129	1000	325	0	300	0	200
98	**1953**	328	1000	325	0	300	0	0
99	**1953**	133	1000	220	0	0	400	200
100	**1953**	128	1000	325	0	300	0	200
101	**1953**	151	1000	302	0	300	0	200
102	**1951**	331	1000	220	0	0	400	0
103	**1944**	142	1000	302	0	300	0	200
104	**1943**	318	1000	325	0	300	0	0
105	**1942**	122	1000	220	0	0	400	200
106	**1935**	110	1000	325	0	300	0	200
107	**1933**	113	1000	220	0	0	400	200
108	**1933**	108	1000	325	0	300	0	200
109	**1933**	108	1000	325	0	300	0	200
110	**1931**	311	1000	220	0	0	400	0
111	**1929**	309	1000	220	0	0	400	0

Spring Valley Point Total

	100%	25%	25%	10%	15%	10%	10%	5%
Score ID	Total Points	Adjusted Field Points	Attractor Score	Diabetes Score	Crash Score	Socioeconomic Score	Project Priority Score	School Score
112	**1929**	127	1000	302	0	300	0	200
113	**1928**	126	1000	302	0	300	0	200
114	**1927**	507	1000	220	0	0	0	200
115	**1927**	302	1000	325	0	300	0	0
116	**1925**	105	1000	220	0	0	400	200
117	**1923**	298	1000	325	0	300	0	0
118	**1921**	101	1000	220	0	0	400	200
119	**1920**	1000	500	220	0	0	0	200
120	**1919**	199	1000	220	300	0	0	200
121	**1919**	499	1000	220	0	0	0	200
122	**1918**	116	1000	302	0	300	0	200
123	**1917**	97	1000	220	0	0	400	200
124	**1916**	114	1000	302	0	300	0	200
125	**1915**	113	1000	302	0	300	0	200
126	**1914**	289	1000	325	0	300	0	0
127	**1914**	89	1000	325	0	300	0	200
128	**1911**	491	1000	220	0	0	0	200
129	**1910**	85	1000	325	0	300	0	200
130	**1910**	90	1000	220	0	0	400	200
131	**1904**	79	1000	325	0	300	0	200
132	**1902**	482	1000	220	0	0	0	200
133	**1902**	82	1000	220	0	0	400	200
134	**1902**	82	1000	220	0	0	400	200
135	**1900**	75	1000	325	0	300	0	200
136	**1898**	478	1000	220	0	0	0	200
137	**1897**	77	1000	220	0	0	400	200
138	**1896**	71	1000	325	0	300	0	200
139	**1894**	69	1000	325	0	300	0	200
140	**1890**	65	1000	325	0	300	0	200
141	**1889**	469	1000	220	0	0	0	200
142	**1889**	264	1000	325	0	300	0	0
143	**1884**	82	1000	302	0	300	0	200
144	**1882**	80	1000	302	0	300	0	200
145	**1881**	61	1000	220	0	0	400	200
146	**1878**	53	1000	325	0	300	0	200
147	**1878**	458	1000	220	0	0	0	200
148	**1878**	253	1000	325	0	300	0	0

Spring Valley Point Total

	100%	25%	25%	10%	15%	10%	10%	5%
Score ID	Total Points	Adjusted Field Points	Attractor Score	Diabetes Score	Crash Score	Socioeconomic Score	Project Priority Score	School Score
149	**1876**	51	1000	325	0	300	0	200
150	**1876**	74	1000	302	0	300	0	200
151	**1875**	73	1000	302	0	300	0	200
152	**1873**	48	1000	325	0	300	0	200
153	**1873**	71	1000	302	0	300	0	200
154	**1873**	48	1000	325	0	300	0	200
155	**1873**	53	1000	220	0	0	400	200
156	**1872**	47	1000	325	0	300	0	200
157	**1870**	68	1000	302	0	300	0	200
158	**1870**	50	1000	220	0	0	400	200
159	**1869**	67	1000	302	0	300	0	200
160	**1866**	41	1000	325	0	300	0	200
161	**1865**	540	500	325	0	300	0	200
162	**1864**	139	500	325	0	300	400	200
163	**1863**	38	1000	325	0	300	0	200
164	**1863**	238	1000	325	0	300	0	0
165	**1862**	237	1000	325	0	300	0	0
166	**1862**	60	1000	302	0	300	0	200
167	**1862**	42	1000	220	0	0	400	200
168	**1861**	59	1000	302	0	300	0	200
169	**1861**	236	1000	325	0	300	0	0
170	**1857**	437	1000	220	0	0	0	200
171	**1855**	30	1000	325	0	300	0	200
172	**1854**	34	1000	220	0	0	400	200
173	**1853**	228	1000	325	0	300	0	0
174	**1852**	132	1000	220	300	0	0	200
175	**1852**	227	1000	325	0	300	0	0
176	**1851**	26	1000	325	0	300	0	200
177	**1851**	26	1000	325	0	300	0	200
178	**1851**	26	1000	325	0	300	0	200
179	**1851**	31	1000	220	0	0	400	200
180	**1851**	26	1000	325	0	300	0	200
181	**1850**	25	1000	325	0	300	0	200
182	**1850**	25	1000	325	0	300	0	200
183	**1847**	22	1000	325	0	300	0	200
184	**1846**	26	1000	220	0	0	400	200
185	**1846**	26	1000	220	0	0	400	200

Spring Valley Point Total

	100%	25%	25%	10%	15%	10%	10%	5%
Score ID	Total Points	Adjusted Field Points	Attractor Score	Diabetes Score	Crash Score	Socioeconomic Score	Project Priority Score	School Score
186	**1845**	25	1000	220	0	0	400	200
187	**1845**	20	1000	325	0	300	0	200
188	**1845**	225	1000	220	0	0	400	0
189	**1845**	25	1000	220	0	0	400	200
190	**1845**	25	1000	220	0	0	400	200
191	**1844**	424	1000	220	0	0	0	200
192	**1844**	219	1000	325	0	300	0	0
193	**1843**	223	1000	220	0	0	400	0
194	**1842**	40	1000	302	0	300	0	200
195	**1841**	16	1000	325	0	300	0	200
196	**1841**	421	1000	220	0	0	0	200
197	**1840**	215	1000	325	0	300	0	0
198	**1839**	19	1000	220	0	0	400	200
199	**1837**	35	1000	302	0	300	0	200
200	**1835**	33	1000	302	0	300	0	200
201	**1833**	208	1000	325	0	300	0	0
202	**1832**	7	1000	325	0	300	0	200
203	**1832**	30	1000	302	0	300	0	200
204	**1831**	411	1000	220	0	0	0	200
205	**1830**	28	1000	302	0	300	0	200
206	**1829**	9	1000	220	0	0	400	200
207	**1829**	9	1000	220	0	0	400	200
208	**1829**	9	1000	220	0	0	400	200
209	**1829**	9	1000	220	0	0	400	200
210	**1828**	26	1000	302	0	300	0	200
211	**1828**	26	1000	302	0	300	0	200
212	**1827**	25	1000	302	0	300	0	200
213	**1827**	25	1000	302	0	300	0	200
214	**1824**	199	1000	325	0	300	0	0
215	**1822**	20	1000	302	0	300	0	200
216	**1822**	20	1000	302	0	300	0	200
217	**1822**	20	1000	302	0	300	0	200
218	**1822**	20	1000	302	0	300	0	200
219	**1822**	20	1000	302	0	300	0	200
220	**1822**	20	1000	302	0	300	0	200
221	**1822**	20	1000	302	0	300	0	200
222	**1818**	193	1000	325	0	300	0	0

Spring Valley Point Total

	100%	25%	25%	10%	15%	10%	10%	5%
Score ID	Total Points	Adjusted Field Points	Attractor Score	Diabetes Score	Crash Score	Socioeconomic Score	Project Priority Score	School Score
223	**1818**	16	1000	302	0	300	0	200
224	**1816**	14	1000	302	0	300	0	200
225	**1815**	395	1000	220	0	0	0	200
226	**1811**	9	1000	302	0	300	0	200
227	**1811**	191	1000	220	0	0	400	0
228	**1808**	388	1000	220	0	0	0	200
229	**1808**	388	1000	220	0	0	0	200
230	**1807**	182	1000	325	0	300	0	0
231	**1807**	5	1000	302	0	300	0	200
232	**1807**	687	500	220	0	0	400	0
233	**1806**	386	1000	220	0	0	0	200
234	**1802**	0	1000	302	0	300	0	200
235	**1801**	381	1000	220	0	0	0	200
236	**1798**	178	1000	220	0	0	400	0
237	**1793**	373	1000	220	0	0	0	200
238	**1793**	168	1000	325	0	300	0	0
239	**1793**	168	1000	325	0	300	0	0
240	**1789**	164	1000	325	0	300	0	0
241	**1788**	368	1000	220	0	0	0	200
242	**1786**	161	1000	325	0	300	0	0
243	**1785**	365	1000	220	0	0	0	200
244	**1781**	156	1000	325	0	300	0	0
245	**1779**	359	1000	220	0	0	0	200
246	**1777**	357	1000	220	0	0	0	200
247	**1776**	151	1000	325	0	300	0	0
248	**1774**	354	1000	220	0	0	0	200
249	**1774**	449	500	325	0	300	0	200
250	**1773**	353	1000	220	0	0	0	200
251	**1772**	652	500	220	0	0	400	0
252	**1768**	348	1000	220	0	0	0	200
253	**1767**	547	1000	220	0	0	0	0
254	**1767**	347	1000	220	0	0	0	200
255	**1765**	140	1000	325	0	300	0	0
256	**1764**	39	500	325	0	300	400	200
257	**1758**	338	1000	220	0	0	0	200
258	**1758**	338	1000	220	0	0	0	200
259	**1757**	337	1000	220	0	0	0	200

Spring Valley Point Total

	100%	25%	25%	10%	15%	10%	10%	5%
Score ID	Total Points	Adjusted Field Points	Attractor Score	Diabetes Score	Crash Score	Socioeconomic Score	Project Priority Score	School Score
260	**1757**	337	1000	220	0	0	0	200
261	**1754**	334	1000	220	0	0	0	200
262	**1751**	26	500	325	0	300	400	200
263	**1750**	425	500	325	0	300	0	200
264	**1749**	329	1000	220	0	0	0	200
265	**1748**	128	1000	220	0	0	400	0
266	**1744**	324	1000	220	0	0	0	200
267	**1744**	119	1000	325	0	300	0	0
268	**1743**	323	1000	220	0	0	0	200
269	**1742**	117	1000	325	0	300	0	0
270	**1741**	116	1000	325	0	300	0	0
271	**1741**	321	1000	220	0	0	0	200
272	**1740**	320	1000	220	0	0	0	200
273	**1740**	115	1000	325	0	300	0	0
274	**1738**	318	1000	220	0	0	0	200
275	**1737**	112	1000	325	0	300	0	0
276	**1737**	317	1000	220	0	0	0	200
277	**1736**	316	1000	220	0	0	0	200
278	**1736**	111	1000	325	0	300	0	0
279	**1735**	315	1000	220	0	0	0	200
280	**1734**	314	1000	220	0	0	0	200
281	**1733**	313	1000	220	0	0	0	200
282	**1728**	26	500	302	0	300	400	200
283	**1728**	126	1000	302	0	300	0	0
284	**1728**	308	1000	220	0	0	0	200
285	**1728**	508	1000	220	0	0	0	0
286	**1727**	102	1000	325	0	300	0	0
287	**1724**	99	1000	325	0	300	0	0
288	**1724**	304	1000	220	0	0	0	200
289	**1724**	104	1000	220	0	0	400	0
290	**1723**	98	1000	325	0	300	0	0
291	**1722**	102	1000	220	0	0	400	0
292	**1722**	302	1000	220	0	0	0	200
293	**1720**	300	1000	220	0	0	0	200
294	**1717**	297	1000	220	0	0	0	200
295	**1716**	91	1000	325	0	300	0	0
296	**1716**	296	1000	220	0	0	0	200

Spring Valley Point Total

	100%	25%	25%	10%	15%	10%	10%	5%
Score ID	Total Points	Adjusted Field Points	Attractor Score	Diabetes Score	Crash Score	Socioeconomic Score	Project Priority Score	School Score
297	**1711**	86	1000	325	0	300	0	0
298	**1708**	83	1000	325	0	300	0	0
299	**1707**	382	500	325	0	300	0	200
300	**1706**	81	1000	325	0	300	0	0
301	**1704**	79	1000	325	0	300	0	0
302	**1703**	83	1000	220	0	0	400	0
303	**1698**	278	1000	220	0	0	0	200
304	**1698**	73	1000	325	0	300	0	0
305	**1695**	275	1000	220	0	0	0	200
306	**1695**	275	1000	220	0	0	0	200
307	**1695**	70	1000	325	0	300	0	0
308	**1693**	273	1000	220	0	0	0	200
309	**1692**	272	1000	220	0	0	0	200
310	**1692**	272	1000	220	0	0	0	200
311	**1691**	271	1000	220	0	0	0	200
312	**1690**	270	1000	220	0	0	0	200
313	**1690**	270	1000	220	0	0	0	200
314	**1689**	269	1000	220	0	0	0	200
315	**1689**	269	1000	220	0	0	0	200
316	**1687**	62	1000	325	0	300	0	0
317	**1687**	62	1000	325	0	300	0	0
318	**1686**	266	1000	220	0	0	0	200
319	**1685**	265	1000	220	0	0	0	200
320	**1683**	263	1000	220	0	0	0	200
321	**1683**	263	1000	220	0	0	0	200
322	**1683**	263	1000	220	0	0	0	200
323	**1682**	262	1000	220	0	0	0	200
324	**1680**	260	1000	220	0	0	0	200
325	**1679**	259	1000	220	0	0	0	200
326	**1678**	458	1000	220	0	0	0	0
327	**1677**	75	1000	302	0	300	0	0
328	**1677**	257	1000	220	0	0	0	200
329	**1677**	257	1000	220	0	0	0	200
330	**1677**	52	1000	325	0	300	0	0
331	**1676**	256	1000	220	0	0	0	200
332	**1674**	254	1000	220	0	0	0	200
333	**1673**	48	1000	325	0	300	0	0

Spring Valley Point Total

	100%	25%	25%	10%	15%	10%	10%	5%
Score ID	Total Points	Adjusted Field Points	Attractor Score	Diabetes Score	Crash Score	Socioeconomic Score	Project Priority Score	School Score
334	**1673**	253	1000	220	0	0	0	200
335	**1671**	346	500	325	0	300	0	200
336	**1671**	251	1000	220	0	0	0	200
337	**1671**	251	1000	220	0	0	0	200
338	**1671**	251	1000	220	0	0	0	200
339	**1670**	250	1000	220	0	0	0	200
340	**1669**	249	1000	220	0	0	0	200
341	**1668**	248	1000	220	0	0	0	200
342	**1667**	247	1000	220	0	0	0	200
343	**1664**	39	1000	325	0	300	0	0
344	**1662**	242	1000	220	0	0	0	200
345	**1662**	37	1000	325	0	300	0	0
346	**1661**	241	1000	220	0	0	0	200
347	**1660**	240	1000	220	0	0	0	200
348	**1660**	240	1000	220	0	0	0	200
349	**1659**	239	1000	220	0	0	0	200
350	**1658**	238	1000	220	0	0	0	200
351	**1657**	332	500	325	0	300	0	200
352	**1656**	236	1000	220	0	0	0	200
353	**1654**	434	1000	220	0	0	0	0
354	**1653**	28	1000	325	0	300	0	0
355	**1653**	233	1000	220	0	0	0	200
356	**1653**	733	500	220	0	0	0	200
357	**1651**	26	1000	325	0	300	0	0
358	**1651**	26	1000	325	0	300	0	0
359	**1651**	231	1000	220	0	0	0	200
360	**1650**	25	1000	325	0	300	0	0
361	**1649**	229	1000	220	0	0	0	200
362	**1648**	228	1000	220	0	0	0	200
363	**1647**	227	1000	220	0	0	0	200
364	**1646**	26	1000	220	0	0	400	0
365	**1646**	226	1000	220	0	0	0	200
366	**1644**	224	1000	220	0	0	0	200
367	**1642**	222	1000	220	0	0	0	200
368	**1641**	221	1000	220	0	0	0	200
369	**1641**	316	500	325	0	300	0	200
370	**1640**	220	1000	220	0	0	0	200

Spring Valley Point Total

	100%	25%	25%	10%	15%	10%	10%	5%
Score ID	Total Points	Adjusted Field Points	Attractor Score	Diabetes Score	Crash Score	Socioeconomic Score	Project Priority Score	School Score
371	**1640**	220	1000	220	0	0	0	200
372	**1639**	419	1000	220	0	0	0	0
373	**1637**	217	1000	220	0	0	0	200
374	**1637**	217	1000	220	0	0	0	200
375	**1636**	216	1000	220	0	0	0	200
376	**1634**	9	1000	325	0	300	0	0
377	**1634**	214	1000	220	0	0	0	200
378	**1634**	214	1000	220	0	0	0	200
379	**1633**	213	1000	220	0	0	0	200
380	**1633**	213	1000	220	0	0	0	200
381	**1633**	313	500	220	0	0	400	200
382	**1633**	213	1000	220	0	0	0	200
383	**1630**	210	1000	220	0	0	0	200
384	**1630**	210	1000	220	0	0	0	200
385	**1628**	26	1000	302	0	300	0	0
386	**1625**	405	1000	220	0	0	0	0
387	**1625**	205	1000	220	0	0	0	200
388	**1625**	205	1000	220	0	0	0	200
389	**1621**	201	1000	220	0	0	0	200
390	**1617**	197	1000	220	0	0	0	200
391	**1617**	197	1000	220	0	0	0	200
392	**1615**	290	500	325	0	300	0	200
393	**1615**	395	1000	220	0	0	0	0
394	**1613**	288	500	325	0	300	0	200
395	**1612**	192	1000	220	0	0	0	200
396	**1612**	192	1000	220	0	0	0	200
397	**1611**	191	1000	220	0	0	0	200
398	**1611**	191	1000	220	0	0	0	200
399	**1610**	190	1000	220	0	0	0	200
400	**1609**	189	1000	220	0	0	0	200
401	**1608**	188	1000	220	0	0	0	200
402	**1608**	188	1000	220	0	0	0	200
403	**1606**	186	1000	220	0	0	0	200
404	**1606**	186	1000	220	0	0	0	200
405	**1605**	185	1000	220	0	0	0	200
406	**1603**	183	1000	220	0	0	0	200
407	**1603**	183	1000	220	0	0	0	200

Spring Valley Point Total

	100%	25%	25%	10%	15%	10%	10%	5%
Score ID	Total Points	Adjusted Field Points	Attractor Score	Diabetes Score	Crash Score	Socioeconomic Score	Project Priority Score	School Score
408	**1601**	276	500	325	0	300	0	200
409	**1601**	181	1000	220	0	0	0	200
410	**1600**	180	1000	220	0	0	0	200
411	**1600**	680	500	220	0	0	0	200
412	**1599**	274	500	325	0	300	0	200
413	**1597**	177	1000	220	0	0	0	200
414	**1596**	176	1000	220	0	0	0	200
415	**1596**	176	1000	220	0	0	0	200
416	**1595**	675	500	220	0	0	0	200
417	**1595**	175	1000	220	0	0	0	200
418	**1594**	174	1000	220	0	0	0	200
419	**1593**	273	500	220	0	0	400	200
420	**1592**	172	1000	220	0	0	0	200
421	**1591**	171	1000	220	0	0	0	200
422	**1588**	168	1000	220	0	0	0	200
423	**1587**	167	1000	220	0	0	0	200
424	**1587**	167	1000	220	0	0	0	200
425	**1587**	167	1000	220	0	0	0	200
426	**1586**	266	500	220	0	0	400	200
427	**1585**	165	1000	220	0	0	0	200
428	**1582**	257	500	325	0	300	0	200
429	**1582**	162	1000	220	0	0	0	200
430	**1581**	256	500	325	0	300	0	200
431	**1579**	159	1000	220	0	0	0	200
432	**1578**	158	1000	220	0	0	0	200
433	**1578**	158	1000	220	0	0	0	200
434	**1577**	157	1000	220	0	0	0	200
435	**1576**	251	500	325	0	300	0	200
436	**1574**	154	1000	220	0	0	0	200
437	**1574**	154	1000	220	0	0	0	200
438	**1573**	153	1000	220	0	0	0	200
439	**1572**	152	1000	220	0	0	0	200
440	**1571**	151	1000	220	0	0	0	200
441	**1570**	245	500	325	0	300	0	200
442	**1570**	150	1000	220	0	0	0	200
443	**1568**	148	1000	220	0	0	0	200
444	**1568**	243	500	325	0	300	0	200

Spring Valley Point Total

	100%	25%	25%	10%	15%	10%	10%	5%
Score ID	Total Points	Adjusted Field Points	Attractor Score	Diabetes Score	Crash Score	Socioeconomic Score	Project Priority Score	School Score
445	**1567**	147	1000	220	0	0	0	200
446	**1566**	146	1000	220	0	0	0	200
447	**1566**	146	1000	220	0	0	0	200
448	**1565**	145	1000	220	0	0	0	200
449	**1563**	143	1000	220	0	0	0	200
450	**1561**	141	1000	220	0	0	0	200
451	**1560**	235	500	325	0	300	0	200
452	**1560**	140	1000	220	0	0	0	200
453	**1560**	140	1000	220	0	0	0	200
454	**1560**	140	1000	220	0	0	0	200
455	**1560**	140	1000	220	0	0	0	200
456	**1560**	340	1000	220	0	0	0	0
457	**1558**	138	1000	220	0	0	0	200
458	**1557**	137	1000	220	0	0	0	200
459	**1556**	136	1000	220	0	0	0	200
460	**1556**	136	1000	220	0	0	0	200
461	**1556**	231	500	325	0	300	0	200
462	**1555**	135	1000	220	0	0	0	200
463	**1555**	135	1000	220	0	0	0	200
464	**1555**	135	1000	220	0	0	0	200
465	**1554**	229	500	325	0	300	0	200
466	**1554**	134	1000	220	0	0	0	200
467	**1553**	133	1000	220	0	0	0	200
468	**1552**	227	500	325	0	300	0	200
469	**1552**	250	500	302	0	300	0	200
470	**1552**	132	1000	220	0	0	0	200
471	**1551**	131	1000	220	0	0	0	200
472	**1550**	230	500	220	0	0	400	200
473	**1549**	129	1000	220	0	0	0	200
474	**1549**	129	1000	220	0	0	0	200
475	**1548**	328	1000	220	0	0	0	0
476	**1548**	128	1000	220	0	0	0	200
477	**1548**	128	1000	220	0	0	0	200
478	**1548**	128	1000	220	0	0	0	200
479	**1548**	128	1000	220	0	0	0	200
480	**1548**	128	1000	220	0	0	0	200
481	**1548**	128	1000	220	0	0	0	200

Spring Valley Point Total

	100%	25%	25%	10%	15%	10%	10%	5%
Score ID	Total Points	Adjusted Field Points	Attractor Score	Diabetes Score	Crash Score	Socioeconomic Score	Project Priority Score	School Score
482	**1548**	128	1000	220	0	0	0	200
483	**1544**	124	1000	220	0	0	0	200
484	**1544**	124	1000	220	0	0	0	200
485	**1544**	124	1000	220	0	0	0	200
486	**1542**	122	1000	220	0	0	0	200
487	**1542**	122	1000	220	0	0	0	200
488	**1542**	122	1000	220	0	0	0	200
489	**1541**	121	1000	220	0	0	0	200
490	**1539**	214	500	325	0	300	0	200
491	**1538**	118	1000	220	0	0	0	200
492	**1537**	212	500	325	0	300	0	200
493	**1537**	117	1000	220	0	0	0	200
494	**1537**	117	1000	220	0	0	0	200
495	**1537**	317	1000	220	0	0	0	0
496	**1537**	117	1000	220	0	0	0	200
497	**1536**	116	1000	220	0	0	0	200
498	**1536**	116	1000	220	0	0	0	200
499	**1536**	116	1000	220	0	0	0	200
500	**1535**	215	500	220	0	0	400	200
501	**1535**	115	1000	220	0	0	0	200
502	**1535**	115	1000	220	0	0	0	200
503	**1535**	115	1000	220	0	0	0	200
504	**1535**	115	1000	220	0	0	0	200
505	**1535**	115	1000	220	0	0	0	200
506	**1532**	112	1000	220	0	0	0	200
507	**1532**	112	1000	220	0	0	0	200
508	**1531**	211	500	220	0	0	400	200
509	**1529**	109	1000	220	0	0	0	200
510	**1529**	109	1000	220	0	0	0	200
511	**1528**	108	1000	220	0	0	0	200
512	**1528**	108	1000	220	0	0	0	200
513	**1527**	107	1000	220	0	0	0	200
514	**1526**	201	500	325	0	300	0	200
515	**1526**	106	1000	220	0	0	0	200
516	**1526**	106	1000	220	0	0	0	200
517	**1526**	106	1000	220	0	0	0	200
518	**1525**	605	500	220	0	0	0	200

Spring Valley Point Total

	100%	25%	25%	10%	15%	10%	10%	5%
Score ID	Total Points	Adjusted Field Points	Attractor Score	Diabetes Score	Crash Score	Socioeconomic Score	Project Priority Score	School Score
519	**1525**	105	1000	220	0	0	0	200
520	**1524**	104	1000	220	0	0	0	200
521	**1523**	303	1000	220	0	0	0	0
522	**1523**	198	500	325	0	300	0	200
523	**1523**	103	1000	220	0	0	0	200
524	**1522**	102	1000	220	0	0	0	200
525	**1522**	102	1000	220	0	0	0	200
526	**1522**	102	1000	220	0	0	0	200
527	**1521**	301	1000	220	0	0	0	0
528	**1521**	101	1000	220	0	0	0	200
529	**1520**	100	1000	220	0	0	0	200
530	**1520**	100	1000	220	0	0	0	200
531	**1520**	195	500	325	0	300	0	200
532	**1519**	99	1000	220	0	0	0	200
533	**1517**	97	1000	220	0	0	0	200
534	**1517**	97	1000	220	0	0	0	200
535	**1517**	192	500	325	0	300	0	200
536	**1517**	97	1000	220	0	0	0	200
537	**1516**	96	1000	220	0	0	0	200
538	**1516**	96	1000	220	0	0	0	200
539	**1515**	95	1000	220	0	0	0	200
540	**1515**	190	500	325	0	300	0	200
541	**1515**	95	1000	220	0	0	0	200
542	**1514**	94	1000	220	0	0	0	200
543	**1514**	94	500	220	300	0	400	0
544	**1514**	94	1000	220	0	0	0	200
545	**1512**	187	500	325	0	300	0	200
546	**1511**	91	1000	220	0	0	0	200
547	**1510**	90	1000	220	0	0	0	200
548	**1510**	90	1000	220	0	0	0	200
549	**1510**	90	1000	220	0	0	0	200
550	**1509**	189	500	220	0	0	400	200
551	**1509**	184	500	325	0	300	0	200
552	**1508**	588	500	220	0	0	0	200
553	**1507**	87	1000	220	0	0	0	200
554	**1506**	86	1000	220	0	0	0	200
555	**1505**	85	1000	220	0	0	0	200

Spring Valley Point Total

	100%	25%	25%	10%	15%	10%	10%	5%
Score ID	Total Points	Adjusted Field Points	Attractor Score	Diabetes Score	Crash Score	Socioeconomic Score	Project Priority Score	School Score
556	**1504**	284	1000	220	0	0	0	0
557	**1504**	84	1000	220	0	0	0	200
558	**1503**	283	1000	220	0	0	0	0
559	**1502**	182	500	220	0	0	400	200
560	**1502**	177	500	325	0	300	0	200
561	**1500**	80	1000	220	0	0	0	200
562	**1498**	173	500	325	0	300	0	200
563	**1498**	78	1000	220	0	0	0	200
564	**1498**	173	500	325	0	300	0	200
565	**1498**	173	500	325	0	300	0	200
566	**1497**	77	1000	220	0	0	0	200
567	**1497**	77	1000	220	0	0	0	200
568	**1497**	77	1000	220	0	0	0	200
569	**1497**	77	1000	220	0	0	0	200
570	**1497**	77	1000	220	0	0	0	200
571	**1496**	76	1000	220	0	0	0	200
572	**1496**	76	1000	220	0	0	0	200
573	**1495**	170	500	325	0	300	0	200
574	**1492**	167	500	325	0	300	0	200
575	**1491**	71	1000	220	0	0	0	200
576	**1490**	70	1000	220	0	0	0	200
577	**1490**	70	1000	220	0	0	0	200
578	**1490**	70	1000	220	0	0	0	200
579	**1489**	187	500	302	0	300	0	200
580	**1489**	69	1000	220	0	0	0	200
581	**1487**	267	1000	220	0	0	0	0
582	**1485**	183	500	302	0	300	0	200
583	**1485**	65	1000	220	0	0	0	200
584	**1484**	264	1000	220	0	0	0	0
585	**1484**	64	1000	220	0	0	0	200
586	**1484**	64	1000	220	0	0	0	200
587	**1484**	64	1000	220	0	0	0	200
588	**1484**	64	1000	220	0	0	0	200
589	**1484**	164	500	220	0	0	400	200
590	**1484**	64	1000	220	0	0	0	200
591	**1484**	64	1000	220	0	0	0	200
592	**1483**	63	1000	220	0	0	0	200

Spring Valley Point Total

	100%	25%	25%	10%	15%	10%	10%	5%
Score ID	Total Points	Adjusted Field Points	Attractor Score	Diabetes Score	Crash Score	Socioeconomic Score	Project Priority Score	School Score
593	**1483**	63	1000	220	0	0	0	200
594	**1482**	62	1000	220	0	0	0	200
595	**1482**	62	1000	220	0	0	0	200
596	**1482**	62	1000	220	0	0	0	200
597	**1481**	61	1000	220	0	0	0	200
598	**1480**	60	1000	220	0	0	0	200
599	**1480**	178	500	302	0	300	0	200
600	**1478**	258	1000	220	0	0	0	0
601	**1478**	58	1000	220	0	0	0	200
602	**1477**	152	500	325	0	300	0	200
603	**1477**	152	500	325	0	300	0	200
604	**1476**	56	1000	220	0	0	0	200
605	**1476**	174	500	302	0	300	0	200
606	**1476**	156	500	220	0	0	400	200
607	**1476**	56	1000	220	0	0	0	200
608	**1475**	55	1000	220	0	0	0	200
609	**1474**	54	1000	220	0	0	0	200
610	**1472**	252	1000	220	0	0	0	0
611	**1472**	52	1000	220	0	0	0	200
612	**1472**	52	1000	220	0	0	0	200
613	**1472**	52	1000	220	0	0	0	200
614	**1469**	249	1000	220	0	0	0	0
615	**1468**	143	500	325	0	300	0	200
616	**1464**	139	500	325	0	300	0	200
617	**1463**	43	1000	220	0	0	0	200
618	**1462**	137	500	325	0	300	0	200
619	**1461**	136	500	325	0	300	0	200
620	**1461**	541	500	220	0	0	0	200
621	**1461**	136	500	325	0	300	0	200
622	**1460**	40	1000	220	0	0	0	200
623	**1460**	40	1000	220	0	0	0	200
624	**1460**	40	1000	220	0	0	0	200
625	**1459**	39	1000	220	0	0	0	200
626	**1459**	39	1000	220	0	0	0	200
627	**1459**	39	1000	220	0	0	0	200
628	**1459**	39	1000	220	0	0	0	200
629	**1459**	39	1000	220	0	0	0	200

Spring Valley Point Total

	100%	25%	25%	10%	15%	10%	10%	5%
Score ID	Total Points	Adjusted Field Points	Attractor Score	Diabetes Score	Crash Score	Socioeconomic Score	Project Priority Score	School Score
630	**1459**	39	1000	220	0	0	0	200
631	**1457**	37	1000	220	0	0	0	200
632	**1457**	37	1000	220	0	0	0	200
633	**1454**	234	1000	220	0	0	0	0
634	**1453**	133	500	220	0	0	400	200
635	**1452**	232	1000	220	0	0	0	0
636	**1452**	327	500	325	0	300	0	0
637	**1452**	32	1000	220	0	0	0	200
638	**1450**	30	1000	220	0	0	0	200
639	**1450**	30	1000	220	0	0	0	200
640	**1450**	30	1000	220	0	0	0	200
641	**1450**	30	1000	220	0	0	0	200
642	**1450**	30	1000	220	0	0	0	200
643	**1449**	29	1000	220	0	0	0	200
644	**1449**	124	500	325	0	300	0	200
645	**1448**	28	1000	220	0	0	0	200
646	**1448**	123	500	325	0	300	0	200
647	**1448**	123	500	325	0	300	0	200
648	**1448**	228	1000	220	0	0	0	0
649	**1446**	26	1000	220	0	0	0	200
650	**1446**	26	1000	220	0	0	0	200
651	**1446**	26	1000	220	0	0	0	200
652	**1446**	26	1000	220	0	0	0	200
653	**1446**	26	1000	220	0	0	0	200
654	**1446**	26	1000	220	0	0	0	200
655	**1446**	26	1000	220	0	0	0	200
656	**1446**	26	1000	220	0	0	0	200
657	**1446**	26	1000	220	0	0	0	200
658	**1445**	25	1000	220	0	0	0	200
659	**1445**	225	1000	220	0	0	0	0
660	**1445**	25	1000	220	0	0	0	200
661	**1445**	25	1000	220	0	0	0	200
662	**1443**	318	500	325	0	300	0	0
663	**1443**	23	1000	220	0	0	0	200
664	**1443**	223	1000	220	0	0	0	0
665	**1439**	19	1000	220	0	0	0	200
666	**1439**	219	1000	220	0	0	0	0

Spring Valley Point Total

	100%	25%	25%	10%	15%	10%	10%	5%
Score ID	Total Points	Adjusted Field Points	Attractor Score	Diabetes Score	Crash Score	Socioeconomic Score	Project Priority Score	School Score
667	**1439**	19	1000	220	0	0	0	200
668	**1438**	218	1000	220	0	0	0	0
669	**1438**	218	1000	220	0	0	0	0
670	**1437**	112	500	325	0	300	0	200
671	**1435**	110	500	325	0	300	0	200
672	**1434**	14	1000	220	0	0	0	200
673	**1434**	214	1000	220	0	0	0	0
674	**1431**	11	1000	220	0	0	0	200
675	**1430**	105	500	325	0	300	0	200
676	**1429**	104	500	325	0	300	0	200
677	**1429**	9	1000	220	0	0	0	200
678	**1429**	9	1000	220	0	0	0	200
679	**1429**	9	1000	220	0	0	0	200
680	**1429**	9	1000	220	0	0	0	200
681	**1429**	9	1000	220	0	0	0	200
682	**1429**	9	1000	220	0	0	0	200
683	**1429**	9	1000	220	0	0	0	200
684	**1429**	9	1000	220	0	0	0	200
685	**1427**	7	1000	220	0	0	0	200
686	**1422**	202	1000	220	0	0	0	0
687	**1421**	501	500	220	0	0	0	200
688	**1421**	96	500	325	0	300	0	200
689	**1419**	117	500	302	0	300	0	200
690	**1417**	97	500	220	0	0	400	200
691	**1417**	197	1000	220	0	0	0	0
692	**1416**	196	1000	220	0	0	0	0
693	**1413**	193	500	220	300	0	0	200
694	**1411**	109	500	302	0	300	0	200
695	**1409**	189	1000	220	0	0	0	0
696	**1409**	189	1000	220	0	0	0	0
697	**1406**	486	500	220	0	0	0	200
698	**1405**	103	500	302	0	300	0	200
699	**1404**	102	500	302	0	300	0	200
700	**1403**	78	500	325	0	300	0	200
701	**1402**	100	500	302	0	300	0	200
702	**1399**	179	1000	220	0	0	0	0
703	**1398**	73	500	325	0	300	0	200

Spring Valley Point Total

	100%	25%	25%	10%	15%	10%	10%	5%
Score ID	Total Points	Adjusted Field Points	Attractor Score	Diabetes Score	Crash Score	Socioeconomic Score	Project Priority Score	School Score
704	**1397**	77	500	220	0	0	400	200
705	**1396**	94	500	302	0	300	0	200
706	**1394**	269	500	325	0	300	0	0
707	**1392**	172	1000	220	0	0	0	0
708	**1392**	72	500	220	0	0	400	200
709	**1390**	170	1000	220	0	0	0	0
710	**1388**	63	500	325	0	300	0	200
711	**1387**	62	500	325	0	300	0	200
712	**1384**	164	1000	220	0	0	0	0
713	**1383**	58	500	325	0	300	0	200
714	**1381**	161	1000	220	0	0	0	0
715	**1381**	56	500	325	0	300	0	200
716	**1380**	55	500	325	0	300	0	200
717	**1380**	55	500	325	0	300	0	200
718	**1380**	55	500	325	0	300	0	200
719	**1379**	159	1000	220	0	0	0	0
720	**1375**	50	500	325	0	300	0	200
721	**1374**	54	500	220	0	0	400	200
722	**1373**	153	1000	220	0	0	0	0
723	**1373**	453	500	220	0	0	0	200
724	**1371**	51	500	220	0	0	400	200
725	**1371**	46	500	325	0	300	0	200
726	**1371**	46	500	325	0	300	0	200
727	**1371**	51	500	220	0	0	400	200
728	**1369**	49	500	220	0	0	400	200
729	**1367**	42	500	325	0	300	0	200
730	**1367**	42	500	325	0	300	0	200
731	**1366**	46	500	220	0	0	400	200
732	**1366**	41	500	325	0	300	0	200
733	**1366**	241	500	325	0	300	0	0
734	**1366**	241	500	325	0	300	0	0
735	**1363**	38	500	325	0	300	0	200
736	**1363**	143	1000	220	0	0	0	0
737	**1362**	442	500	220	0	0	0	200
738	**1362**	37	500	325	0	300	0	200
739	**1362**	37	500	325	0	300	0	200
740	**1362**	37	500	325	0	300	0	200

Spring Valley Point Total

	100%	25%	25%	10%	15%	10%	10%	5%
Score ID	Total Points	Adjusted Field Points	Attractor Score	Diabetes Score	Crash Score	Socioeconomic Score	Project Priority Score	School Score
741	**1361**	36	500	325	0	300	0	200
742	**1360**	35	500	325	0	300	0	200
743	**1360**	440	500	220	0	0	0	200
744	**1356**	54	500	302	0	300	0	200
745	**1355**	235	500	220	0	0	400	0
746	**1355**	30	500	325	0	300	0	200
747	**1353**	228	500	325	0	300	0	0
748	**1352**	32	500	220	0	0	400	200
749	**1351**	226	500	325	0	300	0	0
750	**1350**	230	500	220	0	0	400	0
751	**1350**	25	500	325	0	300	0	200
752	**1350**	25	500	325	0	300	0	200
753	**1350**	25	500	325	0	300	0	200
754	**1350**	25	500	325	0	300	0	200
755	**1347**	222	500	325	0	300	0	0
756	**1346**	21	500	325	0	300	0	200
757	**1346**	21	500	325	0	300	0	200
758	**1346**	26	500	220	0	0	400	200
759	**1345**	25	500	220	0	0	400	200
760	**1345**	25	500	220	0	0	400	200
761	**1345**	20	500	325	0	300	0	200
762	**1343**	18	500	325	0	300	0	200
763	**1339**	14	500	325	0	300	0	200
764	**1337**	35	500	302	0	300	0	200
765	**1336**	211	500	325	0	300	0	0
766	**1335**	115	1000	220	0	0	0	0
767	**1335**	115	1000	220	0	0	0	0
768	**1334**	9	500	325	0	300	0	200
769	**1334**	9	500	325	0	300	0	200
770	**1332**	7	500	325	0	300	0	200
771	**1332**	7	500	325	0	300	0	200
772	**1330**	110	1000	220	0	0	0	0
773	**1329**	9	500	220	0	0	400	200
774	**1327**	407	500	220	0	0	0	200
775	**1327**	25	500	302	0	300	0	200
776	**1326**	201	500	325	0	300	0	0
777	**1326**	606	500	220	0	0	0	0

Spring Valley Point Total

	100%	25%	25%	10%	15%	10%	10%	5%
Score ID	Total Points	Adjusted Field Points	Attractor Score	Diabetes Score	Crash Score	Socioeconomic Score	Project Priority Score	School Score
778	**1325**	0	500	325	0	300	0	200
779	**1323**	103	1000	220	0	0	0	0
780	**1321**	101	1000	220	0	0	0	0
781	**1319**	99	1000	220	0	0	0	0
782	**1318**	98	1000	220	0	0	0	0
783	**1315**	95	1000	220	0	0	0	0
784	**1312**	392	500	220	0	0	0	200
785	**1311**	186	500	325	0	300	0	0
786	**1311**	9	500	302	0	300	0	200
787	**1305**	180	500	325	0	300	0	0
788	**1304**	84	1000	220	0	0	0	0
789	**1303**	183	500	220	0	0	400	0
790	**1300**	80	1000	220	0	0	0	0
791	**1300**	380	500	220	0	0	0	200
792	**1299**	79	1000	220	0	0	0	0
793	**1297**	77	1000	220	0	0	0	0
794	**1291**	371	500	220	0	0	0	200
795	**1286**	66	1000	220	0	0	0	0
796	**1285**	160	500	325	0	300	0	0
797	**1284**	64	1000	220	0	0	0	0
798	**1284**	64	1000	220	0	0	0	0
799	**1283**	63	1000	220	0	0	0	0
800	**1283**	63	1000	220	0	0	0	0
801	**1283**	63	1000	220	0	0	0	0
802	**1281**	156	500	325	0	300	0	0
803	**1281**	61	1000	220	0	0	0	0
804	**1280**	360	500	220	0	0	0	200
805	**1278**	158	500	220	0	0	400	0
806	**1277**	57	1000	220	0	0	0	0
807	**1272**	52	1000	220	0	0	0	0
808	**1272**	352	500	220	0	0	0	200
809	**1271**	51	1000	220	0	0	0	0
810	**1270**	350	500	220	0	0	0	200
811	**1270**	150	500	220	0	0	400	0
812	**1268**	148	500	220	0	0	400	0
813	**1265**	45	1000	220	0	0	0	0
814	**1265**	345	500	220	0	0	0	200

Spring Valley Point Total

	100%	25%	25%	10%	15%	10%	10%	5%
Score ID	Total Points	Adjusted Field Points	Attractor Score	Diabetes Score	Crash Score	Socioeconomic Score	Project Priority Score	School Score
815	**1264**	44	1000	220	0	0	0	0
816	**1264**	44	1000	220	0	0	0	0
817	**1263**	343	500	220	0	0	0	200
818	**1262**	42	1000	220	0	0	0	0
819	**1261**	341	500	220	0	0	0	200
820	**1260**	135	500	325	0	300	0	0
821	**1257**	37	1000	220	0	0	0	0
822	**1256**	336	500	220	0	0	0	200
823	**1256**	131	500	325	0	300	0	0
824	**1256**	336	500	220	0	0	0	200
825	**1247**	122	500	325	0	300	0	0
826	**1246**	26	1000	220	0	0	0	0
827	**1246**	26	1000	220	0	0	0	0
828	**1245**	120	500	325	0	300	0	0
829	**1245**	325	500	220	0	0	0	200
830	**1244**	119	500	325	0	300	0	0
831	**1244**	324	500	220	0	0	0	200
832	**1240**	20	1000	220	0	0	0	0
833	**1234**	514	500	220	0	0	0	0
834	**1233**	108	500	325	0	300	0	0
835	**1230**	310	500	220	0	0	0	200
836	**1228**	308	500	220	0	0	0	200
837	**1224**	304	500	220	0	0	0	200
838	**1224**	304	500	220	0	0	0	200
839	**1221**	396	0	325	0	300	0	200
840	**1219**	94	500	325	0	300	0	0
841	**1218**	298	500	220	0	0	0	200
842	**1216**	296	500	220	0	0	0	200
843	**1213**	293	500	220	0	0	0	200
844	**1211**	291	500	220	0	0	0	200
845	**1210**	290	500	220	0	0	0	200
846	**1209**	289	500	220	0	0	0	200
847	**1203**	78	500	325	0	300	0	0
848	**1200**	75	500	325	0	300	0	0
849	**1200**	75	500	325	0	300	0	0
850	**1199**	279	500	220	0	0	0	200
851	**1199**	279	500	220	0	0	0	200

Spring Valley Point Total

	100%	25%	25%	10%	15%	10%	10%	5%
Score ID	Total Points	Adjusted Field Points	Attractor Score	Diabetes Score	Crash Score	Socioeconomic Score	Project Priority Score	School Score
852	**1199**	79	500	220	0	0	400	0
853	**1196**	276	500	220	0	0	0	200
854	**1193**	273	500	220	0	0	0	200
855	**1188**	268	500	220	0	0	0	200
856	**1185**	265	500	220	0	0	0	200
857	**1185**	265	500	220	0	0	0	200
858	**1183**	263	500	220	0	0	0	200
859	**1182**	262	500	220	0	0	0	200
860	**1180**	355	0	325	0	300	0	200
861	**1179**	259	500	220	0	0	0	200
862	**1172**	252	500	220	0	0	0	200
863	**1169**	249	500	220	0	0	0	200
864	**1164**	44	500	220	0	0	400	0
865	**1160**	35	500	325	0	300	0	0
866	**1159**	239	500	220	0	0	0	200
867	**1158**	238	500	220	0	0	0	200
868	**1157**	237	500	220	0	0	0	200
869	**1155**	235	500	220	0	0	0	200
870	**1154**	234	500	220	0	0	0	200
871	**1153**	233	500	220	0	0	0	200
872	**1152**	232	500	220	0	0	0	200
873	**1151**	26	500	325	0	300	0	0
874	**1151**	231	500	220	0	0	0	200
875	**1150**	230	500	220	0	0	0	200
876	**1149**	229	500	220	0	0	0	200
877	**1148**	228	500	220	0	0	0	200
878	**1144**	224	500	220	0	0	0	200
879	**1142**	222	500	220	0	0	0	200
880	**1141**	421	500	220	0	0	0	0
881	**1141**	221	500	220	0	0	0	200
882	**1135**	215	500	220	0	0	0	200
883	**1135**	215	500	220	0	0	0	200
884	**1133**	213	500	220	0	0	0	200
885	**1132**	212	500	220	0	0	0	200
886	**1132**	212	500	220	0	0	0	200
887	**1125**	205	500	220	0	0	0	200
888	**1124**	204	500	220	0	0	0	200

Spring Valley Point Total

	100%	25%	25%	10%	15%	10%	10%	5%
Score ID	Total Points	Adjusted Field Points	Attractor Score	Diabetes Score	Crash Score	Socioeconomic Score	Project Priority Score	School Score
889	**1124**	204	500	220	0	0	0	200
890	**1123**	203	500	220	0	0	0	200
891	**1117**	197	500	220	0	0	0	200
892	**1116**	196	500	220	0	0	0	200
893	**1114**	194	500	220	0	0	0	200
894	**1114**	289	0	325	0	300	0	200
895	**1113**	193	500	220	0	0	0	200
896	**1112**	192	500	220	0	0	0	200
897	**1112**	192	500	220	0	0	0	200
898	**1112**	192	500	220	0	0	0	200
899	**1111**	191	500	220	0	0	0	200
900	**1109**	189	500	220	0	0	0	200
901	**1109**	284	0	325	0	300	0	200
902	**1108**	188	500	220	0	0	0	200
903	**1105**	185	500	220	0	0	0	200
904	**1101**	181	500	220	0	0	0	200
905	**1098**	178	500	220	0	0	0	200
906	**1098**	178	500	220	0	0	0	200
907	**1098**	178	500	220	0	0	0	200
908	**1098**	178	500	220	0	0	0	200
909	**1097**	377	500	220	0	0	0	0
910	**1094**	174	500	220	0	0	0	200
911	**1092**	172	500	220	0	0	0	200
912	**1091**	171	500	220	0	0	0	200
913	**1089**	169	500	220	0	0	0	200
914	**1087**	167	500	220	0	0	0	200
915	**1085**	165	500	220	0	0	0	200
916	**1085**	165	500	220	0	0	0	200
917	**1085**	165	500	220	0	0	0	200
918	**1083**	163	500	220	0	0	0	200
919	**1083**	163	500	220	0	0	0	200
920	**1082**	262	0	220	0	0	400	200
921	**1079**	254	0	325	0	300	0	200
922	**1077**	252	0	325	0	300	0	200
923	**1076**	156	500	220	0	0	0	200
924	**1074**	154	500	220	0	0	0	200
925	**1074**	154	500	220	0	0	0	200

Spring Valley Point Total

	100%	25%	25%	10%	15%	10%	10%	5%
Score ID	Total Points	Adjusted Field Points	Attractor Score	Diabetes Score	Crash Score	Socioeconomic Score	Project Priority Score	School Score
926	**1073**	153	500	220	0	0	0	200
927	**1073**	153	500	220	0	0	0	200
928	**1073**	153	500	220	0	0	0	200
929	**1073**	153	500	220	0	0	0	200
930	**1073**	153	500	220	0	0	0	200
931	**1073**	153	500	220	0	0	0	200
932	**1073**	153	500	220	0	0	0	200
933	**1071**	246	0	325	0	300	0	200
934	**1070**	150	500	220	0	0	0	200
935	**1069**	149	500	220	0	0	0	200
936	**1069**	149	500	220	0	0	0	200
937	**1065**	145	500	220	0	0	0	200
938	**1064**	144	500	220	0	0	0	200
939	**1064**	144	500	220	0	0	0	200
940	**1063**	143	500	220	0	0	0	200
941	**1060**	140	500	220	0	0	0	200
942	**1060**	140	500	220	0	0	0	200
943	**1060**	140	500	220	0	0	0	200
944	**1059**	139	500	220	0	0	0	200
945	**1059**	234	0	325	0	300	0	200
946	**1057**	137	500	220	0	0	0	200
947	**1056**	136	500	220	0	0	0	200
948	**1056**	136	500	220	0	0	0	200
949	**1055**	135	500	220	0	0	0	200
950	**1054**	134	500	220	0	0	0	200
951	**1053**	133	500	220	0	0	0	200
952	**1051**	131	500	220	0	0	0	200
953	**1051**	131	500	220	0	0	0	200
954	**1050**	130	500	220	0	0	0	200
955	**1049**	129	500	220	0	0	0	200
956	**1049**	129	500	220	0	0	0	200
957	**1048**	828	0	220	0	0	0	0
958	**1048**	128	500	220	0	0	0	200
959	**1048**	128	500	220	0	0	0	200
960	**1048**	128	500	220	0	0	0	200
961	**1048**	128	500	220	0	0	0	200
962	**1048**	128	500	220	0	0	0	200

Spring Valley Point Total

	100%	25%	25%	10%	15%	10%	10%	5%
Score ID	Total Points	Adjusted Field Points	Attractor Score	Diabetes Score	Crash Score	Socioeconomic Score	Project Priority Score	School Score
963	**1048**	128	500	220	0	0	0	200
964	**1048**	128	500	220	0	0	0	200
965	**1048**	128	500	220	0	0	0	200
966	**1046**	126	500	220	0	0	0	200
967	**1046**	126	500	220	0	0	0	200
968	**1046**	126	500	220	0	0	0	200
969	**1044**	124	500	220	0	0	0	200
970	**1040**	120	500	220	0	0	0	200
971	**1040**	120	500	220	0	0	0	200
972	**1040**	215	0	325	0	300	0	200
973	**1040**	120	500	220	0	0	0	200
974	**1038**	118	500	220	0	0	0	200
975	**1038**	118	500	220	0	0	0	200
976	**1036**	116	500	220	0	0	0	200
977	**1035**	115	500	220	0	0	0	200
978	**1035**	115	500	220	0	0	0	200
979	**1035**	115	500	220	0	0	0	200
980	**1035**	115	500	220	0	0	0	200
981	**1035**	115	500	220	0	0	0	200
982	**1031**	111	500	220	0	0	0	200
983	**1031**	111	500	220	0	0	0	200
984	**1031**	111	500	220	0	0	0	200
985	**1029**	109	500	220	0	0	0	200
986	**1028**	108	500	220	0	0	0	200
987	**1028**	308	500	220	0	0	0	0
988	**1023**	103	500	220	0	0	0	200
989	**1023**	103	500	220	0	0	0	200
990	**1023**	198	0	325	0	300	0	200
991	**1022**	197	0	325	0	300	0	200
992	**1022**	102	500	220	0	0	0	200
993	**1022**	102	500	220	0	0	0	200
994	**1022**	102	500	220	0	0	0	200
995	**1022**	102	500	220	0	0	0	200
996	**1022**	102	500	220	0	0	0	200
997	**1021**	301	500	220	0	0	0	0
998	**1020**	100	500	220	0	0	0	200
999	**1018**	98	500	220	0	0	0	200

Spring Valley Point Total

	100%	25%	25%	10%	15%	10%	10%	5%
Score ID	Total Points	Adjusted Field Points	Attractor Score	Diabetes Score	Crash Score	Socioeconomic Score	Project Priority Score	School Score
1000	**1017**	192	0	325	0	300	0	200
1001	**1017**	97	500	220	0	0	0	200
1002	**1016**	96	500	220	0	0	0	200
1003	**1015**	95	500	220	0	0	0	200
1004	**1014**	94	500	220	0	0	0	200
1005	**1013**	93	500	220	0	0	0	200
1006	**1012**	92	500	220	0	0	0	200
1007	**1012**	92	500	220	0	0	0	200
1008	**1011**	186	0	325	0	300	0	200
1009	**1011**	91	500	220	0	0	0	200
1010	**1011**	91	500	220	0	0	0	200
1011	**1010**	90	500	220	0	0	0	200
1012	**1010**	90	500	220	0	0	0	200
1013	**1010**	90	500	220	0	0	0	200
1014	**1010**	90	500	220	0	0	0	200
1015	**1010**	90	500	220	0	0	0	200
1016	**1008**	288	500	220	0	0	0	0
1017	**1008**	88	500	220	0	0	0	200
1018	**1005**	180	0	325	0	300	0	200
1019	**1003**	83	500	220	0	0	0	200
1020	**1002**	82	500	220	0	0	0	200
1021	**1002**	177	0	325	0	300	0	200
1022	**1000**	175	0	325	0	300	0	200
1023	**999**	79	500	220	0	0	0	200
1024	**999**	174	0	325	0	300	0	200
1025	**998**	78	500	220	0	0	0	200
1026	**998**	278	500	220	0	0	0	0
1027	**997**	77	500	220	0	0	0	200
1028	**997**	77	500	220	0	0	0	200
1029	**997**	77	500	220	0	0	0	200
1030	**996**	76	500	220	0	0	0	200
1031	**994**	169	0	325	0	300	0	200
1032	**990**	70	500	220	0	0	0	200
1033	**990**	270	500	220	0	0	0	0
1034	**990**	70	500	220	0	0	0	200
1035	**990**	70	500	220	0	0	0	200
1036	**988**	268	500	220	0	0	0	0

Spring Valley Point Total

	100%	25%	25%	10%	15%	10%	10%	5%
Score ID	Total Points	Adjusted Field Points	Attractor Score	Diabetes Score	Crash Score	Socioeconomic Score	Project Priority Score	School Score
1037	**988**	168	0	220	0	0	400	200
1038	**988**	68	500	220	0	0	0	200
1039	**988**	68	500	220	0	0	0	200
1040	**987**	267	500	220	0	0	0	0
1041	**986**	361	0	325	0	300	0	0
1042	**985**	265	500	220	0	0	0	0
1043	**984**	64	500	220	0	0	0	200
1044	**984**	64	500	220	0	0	0	200
1045	**984**	64	500	220	0	0	0	200
1046	**984**	64	500	220	0	0	0	200
1047	**984**	64	500	220	0	0	0	200
1048	**984**	64	500	220	0	0	0	200
1049	**984**	64	500	220	0	0	0	200
1050	**984**	64	500	220	0	0	0	200
1051	**983**	158	0	325	0	300	0	200
1052	**982**	262	500	220	0	0	0	0
1053	**982**	62	500	220	0	0	0	200
1054	**981**	61	500	220	0	0	0	200
1055	**980**	260	500	220	0	0	0	0
1056	**980**	260	500	220	0	0	0	0
1057	**980**	60	500	220	0	0	0	200
1058	**978**	58	500	220	0	0	0	200
1059	**978**	153	0	325	0	300	0	200
1060	**977**	57	500	220	0	0	0	200
1061	**977**	57	500	220	0	0	0	200
1062	**976**	256	500	220	0	0	0	0
1063	**972**	52	500	220	0	0	0	200
1064	**972**	52	500	220	0	0	0	200
1065	**972**	52	500	220	0	0	0	200
1066	**972**	52	500	220	0	0	0	200
1067	**972**	52	500	220	0	0	0	200
1068	**972**	52	500	220	0	0	0	200
1069	**971**	51	500	220	0	0	0	200
1070	**970**	50	500	220	0	0	0	200
1071	**970**	50	500	220	0	0	0	200
1072	**967**	165	0	302	0	300	0	200
1073	**967**	47	500	220	0	0	0	200

Spring Valley Point Total

	100%	25%	25%	10%	15%	10%	10%	5%
Score ID	Total Points	Adjusted Field Points	Attractor Score	Diabetes Score	Crash Score	Socioeconomic Score	Project Priority Score	School Score
1074	**967**	342	0	325	0	300	0	0
1075	**966**	46	500	220	0	0	0	200
1076	**966**	246	500	220	0	0	0	0
1077	**966**	46	500	220	0	0	0	200
1078	**966**	246	500	220	0	0	0	0
1079	**965**	45	500	220	0	0	0	200
1080	**964**	44	500	220	0	0	0	200
1081	**964**	44	500	220	0	0	0	200
1082	**963**	43	500	220	0	0	0	200
1083	**960**	135	0	325	0	300	0	200
1084	**960**	40	500	220	0	0	0	200
1085	**960**	240	500	220	0	0	0	0
1086	**960**	240	500	220	0	0	0	0
1087	**959**	39	500	220	0	0	0	200
1088	**959**	39	500	220	0	0	0	200
1089	**959**	39	500	220	0	0	0	200
1090	**959**	39	500	220	0	0	0	200
1091	**959**	39	500	220	0	0	0	200
1092	**959**	39	500	220	0	0	0	200
1093	**959**	39	500	220	0	0	0	200
1094	**959**	39	500	220	0	0	0	200
1095	**959**	39	500	220	0	0	0	200
1096	**959**	39	500	220	0	0	0	200
1097	**958**	38	500	220	0	0	0	200
1098	**958**	238	500	220	0	0	0	0
1099	**957**	37	500	220	0	0	0	200
1100	**957**	37	500	220	0	0	0	200
1101	**957**	37	500	220	0	0	0	200
1102	**957**	37	500	220	0	0	0	200
1103	**956**	36	500	220	0	0	0	200
1104	**956**	331	0	325	0	300	0	0
1105	**953**	128	0	325	0	300	0	200
1106	**952**	127	0	325	0	300	0	200
1107	**952**	127	0	325	0	300	0	200
1108	**951**	126	0	325	0	300	0	200
1109	**950**	325	0	325	0	300	0	0
1110	**950**	30	500	220	0	0	0	200

Spring Valley Point Total

	100%	25%	25%	10%	15%	10%	10%	5%
Score ID	Total Points	Adjusted Field Points	Attractor Score	Diabetes Score	Crash Score	Socioeconomic Score	Project Priority Score	School Score
1111	**950**	30	500	220	0	0	0	200
1112	**950**	30	500	220	0	0	0	200
1113	**950**	30	500	220	0	0	0	200
1114	**950**	30	500	220	0	0	0	200
1115	**950**	30	500	220	0	0	0	200
1116	**950**	30	500	220	0	0	0	200
1117	**950**	30	500	220	0	0	0	200
1118	**949**	229	500	220	0	0	0	0
1119	**949**	229	500	220	0	0	0	0
1120	**949**	124	0	325	0	300	0	200
1121	**948**	123	0	325	0	300	0	200
1122	**946**	26	500	220	0	0	0	200
1123	**946**	26	500	220	0	0	0	200
1124	**946**	26	500	220	0	0	0	200
1125	**946**	26	500	220	0	0	0	200
1126	**946**	26	500	220	0	0	0	200
1127	**946**	26	500	220	0	0	0	200
1128	**946**	26	500	220	0	0	0	200
1129	**946**	26	500	220	0	0	0	200
1130	**946**	26	500	220	0	0	0	200
1131	**946**	26	500	220	0	0	0	200
1132	**946**	26	500	220	0	0	0	200
1133	**946**	26	500	220	0	0	0	200
1134	**946**	26	500	220	0	0	0	200
1135	**944**	119	0	325	0	300	0	200
1136	**941**	316	0	325	0	300	0	0
1137	**940**	20	500	220	0	0	0	200
1138	**940**	115	0	325	0	300	0	200
1139	**939**	19	500	220	0	0	0	200
1140	**938**	113	0	325	0	300	0	200
1141	**938**	18	500	220	0	0	0	200
1142	**937**	312	0	325	0	300	0	0
1143	**934**	309	0	325	0	300	0	0
1144	**931**	11	500	220	0	0	0	200
1145	**931**	211	500	220	0	0	0	0
1146	**931**	11	500	220	0	0	0	200
1147	**930**	105	0	325	0	300	0	200

Spring Valley Point Total

	100%	25%	25%	10%	15%	10%	10%	5%
Score ID	Total Points	Adjusted Field Points	Attractor Score	Diabetes Score	Crash Score	Socioeconomic Score	Project Priority Score	School Score
1148	**929**	304	0	325	0	300	0	0
1149	**929**	104	0	325	0	300	0	200
1150	**929**	9	500	220	0	0	0	200
1151	**929**	104	0	325	0	300	0	200
1152	**927**	7	500	220	0	0	0	200
1153	**926**	301	0	325	0	300	0	0
1154	**925**	205	500	220	0	0	0	0
1155	**923**	203	500	220	0	0	0	0
1156	**923**	98	0	325	0	300	0	200
1157	**923**	98	0	325	0	300	0	200
1158	**922**	202	500	220	0	0	0	0
1159	**919**	94	0	325	0	300	0	200
1160	**918**	93	0	325	0	300	0	200
1161	**916**	91	0	325	0	300	0	200
1162	**916**	91	0	325	0	300	0	200
1163	**913**	193	500	220	0	0	0	0
1164	**911**	86	0	325	0	300	0	200
1165	**911**	191	500	220	0	0	0	0
1166	**911**	191	500	220	0	0	0	0
1167	**911**	86	0	325	0	300	0	200
1168	**909**	84	0	325	0	300	0	200
1169	**908**	188	500	220	0	0	0	0
1170	**908**	83	0	325	0	300	0	200
1171	**904**	79	0	325	0	300	0	200
1172	**904**	79	0	325	0	300	0	200
1173	**901**	181	500	220	0	0	0	0
1174	**901**	76	0	325	0	300	0	200
1175	**899**	74	0	325	0	300	0	200
1176	**899**	74	0	325	0	300	0	200
1177	**897**	177	500	220	0	0	0	0
1178	**896**	71	0	325	0	300	0	200
1179	**895**	70	0	325	0	300	0	200
1180	**891**	171	500	220	0	0	0	0
1181	**891**	171	500	220	0	0	0	0
1182	**888**	63	0	325	0	300	0	200
1183	**887**	62	0	325	0	300	0	200
1184	**886**	261	0	325	0	300	0	0

Spring Valley Point Total

	100%	25%	25%	10%	15%	10%	10%	5%
Score ID	Total Points	Adjusted Field Points	Attractor Score	Diabetes Score	Crash Score	Socioeconomic Score	Project Priority Score	School Score
1185	**886**	61	0	325	0	300	0	200
1186	**883**	58	0	325	0	300	0	200
1187	**880**	255	0	325	0	300	0	0
1188	**880**	55	0	325	0	300	0	200
1189	**879**	159	500	220	0	0	0	0
1190	**879**	54	0	325	0	300	0	200
1191	**879**	54	0	325	0	300	0	200
1192	**878**	158	500	220	0	0	0	0
1193	**877**	52	0	325	0	300	0	200
1194	**874**	49	0	325	0	300	0	200
1195	**874**	249	0	325	0	300	0	0
1196	**872**	47	0	325	0	300	0	200
1197	**871**	151	500	220	0	0	0	0
1198	**871**	46	0	325	0	300	0	200
1199	**871**	46	0	325	0	300	0	200
1200	**871**	251	0	220	0	0	400	0
1201	**867**	147	500	220	0	0	0	0
1202	**866**	41	0	325	0	300	0	200
1203	**863**	243	0	220	0	0	400	0
1204	**860**	140	500	220	0	0	0	0
1205	**860**	240	0	220	0	0	400	0
1206	**860**	140	500	220	0	0	0	0
1207	**858**	33	0	325	0	300	0	200
1208	**858**	33	0	325	0	300	0	200
1209	**858**	33	0	325	0	300	0	200
1210	**856**	436	0	220	0	0	0	200
1211	**855**	435	0	220	0	0	0	200
1212	**855**	30	0	325	0	300	0	200
1213	**855**	435	0	220	0	0	0	200
1214	**854**	34	0	220	0	0	400	200
1215	**853**	28	0	325	0	300	0	200
1216	**853**	228	0	325	0	300	0	0
1217	**851**	226	0	325	0	300	0	0
1218	**850**	25	0	325	0	300	0	200
1219	**849**	129	500	220	0	0	0	0
1220	**848**	128	500	220	0	0	0	0
1221	**847**	427	0	220	0	0	0	200

Spring Valley Point Total

	100%	25%	25%	10%	15%	10%	10%	5%
Score ID	Total Points	Adjusted Field Points	Attractor Score	Diabetes Score	Crash Score	Socioeconomic Score	Project Priority Score	School Score
1222	**846**	21	0	325	0	300	0	200
1223	**845**	20	0	325	0	300	0	200
1224	**844**	24	0	220	0	0	400	200
1225	**843**	18	0	325	0	300	0	200
1226	**842**	122	500	220	0	0	0	0
1227	**842**	122	500	220	0	0	0	0
1228	**841**	216	0	325	0	300	0	0
1229	**841**	16	0	325	0	300	0	200
1230	**840**	120	500	220	0	0	0	0
1231	**840**	15	0	325	0	300	0	200
1232	**839**	119	500	220	0	0	0	0
1233	**838**	13	0	325	0	300	0	200
1234	**838**	13	0	325	0	300	0	200
1235	**836**	11	0	325	0	300	0	200
1236	**836**	11	0	325	0	300	0	200
1237	**835**	210	0	325	0	300	0	0
1238	**835**	115	500	220	0	0	0	0
1239	**834**	209	0	325	0	300	0	0
1240	**834**	9	0	325	0	300	0	200
1241	**834**	9	0	325	0	300	0	200
1242	**834**	9	0	325	0	300	0	200
1243	**832**	7	0	325	0	300	0	200
1244	**832**	7	0	325	0	300	0	200
1245	**832**	7	0	325	0	300	0	200
1246	**832**	30	0	302	0	300	0	200
1247	**832**	112	500	220	0	0	0	0
1248	**828**	408	0	220	0	0	0	200
1249	**827**	107	500	220	0	0	0	0
1250	**826**	201	0	325	0	300	0	0
1251	**825**	0	0	325	0	300	0	200
1252	**819**	399	0	220	0	0	0	200
1253	**818**	193	0	325	0	300	0	0
1254	**816**	96	500	220	0	0	0	0
1255	**813**	393	0	220	0	0	0	200
1256	**811**	9	0	302	0	300	0	200
1257	**806**	86	500	220	0	0	0	0
1258	**805**	180	0	325	0	300	0	0

Spring Valley Point Total

	100%	25%	25%	10%	15%	10%	10%	5%
Score ID	Total Points	Adjusted Field Points	Attractor Score	Diabetes Score	Crash Score	Socioeconomic Score	Project Priority Score	School Score
1259	**804**	84	500	220	0	0	0	0
1260	**802**	82	500	220	0	0	0	0
1261	**801**	81	500	220	0	0	0	0
1262	**800**	80	500	220	0	0	0	0
1263	**797**	77	500	220	0	0	0	0
1264	**790**	70	500	220	0	0	0	0
1265	**788**	68	500	220	0	0	0	0
1266	**781**	156	0	325	0	300	0	0
1267	**781**	361	0	220	0	0	0	200
1268	**777**	57	500	220	0	0	0	0
1269	**777**	152	0	325	0	300	0	0
1270	**776**	151	0	325	0	300	0	0
1271	**774**	149	0	325	0	300	0	0
1272	**773**	148	0	325	0	300	0	0
1273	**772**	147	0	325	0	300	0	0
1274	**772**	52	500	220	0	0	0	0
1275	**768**	348	0	220	0	0	0	200
1276	**764**	44	500	220	0	0	0	0
1277	**759**	39	500	220	0	0	0	0
1278	**759**	39	500	220	0	0	0	0
1279	**755**	35	500	220	0	0	0	0
1280	**750**	30	500	220	0	0	0	0
1281	**747**	327	0	220	0	0	0	200
1282	**743**	323	0	220	0	0	0	200
1283	**739**	119	0	220	0	0	400	0
1284	**738**	318	0	220	0	0	0	200
1285	**738**	18	500	220	0	0	0	0
1286	**736**	316	0	220	0	0	0	200
1287	**736**	111	0	325	0	300	0	0
1288	**735**	133	0	302	0	300	0	0
1289	**733**	108	0	325	0	300	0	0
1290	**729**	104	0	325	0	300	0	0
1291	**727**	102	0	325	0	300	0	0
1292	**727**	7	500	220	0	0	0	0
1293	**726**	306	0	220	0	0	0	200
1294	**724**	304	0	220	0	0	0	200
1295	**723**	303	0	220	0	0	0	200

Spring Valley Point Total

	100%	25%	25%	10%	15%	10%	10%	5%
Score ID	Total Points	Adjusted Field Points	Attractor Score	Diabetes Score	Crash Score	Socioeconomic Score	Project Priority Score	School Score
1296	**722**	302	0	220	0	0	0	200
1297	**719**	94	0	325	0	300	0	0
1298	**717**	297	0	220	0	0	0	200
1299	**716**	91	0	325	0	300	0	0
1300	**716**	91	0	325	0	300	0	0
1301	**716**	91	0	325	0	300	0	0
1302	**716**	296	0	220	0	0	0	200
1303	**715**	113	0	302	0	300	0	0
1304	**710**	85	0	325	0	300	0	0
1305	**710**	85	0	325	0	300	0	0
1306	**710**	85	0	325	0	300	0	0
1307	**705**	80	0	325	0	300	0	0
1308	**704**	79	0	325	0	300	0	0
1309	**702**	77	0	325	0	300	0	0
1310	**699**	74	0	325	0	300	0	0
1311	**698**	478	0	220	0	0	0	0
1312	**697**	72	0	325	0	300	0	0
1313	**697**	72	0	325	0	300	0	0
1314	**689**	69	0	220	0	0	400	0
1315	**688**	268	0	220	0	0	0	200
1316	**687**	62	0	325	0	300	0	0
1317	**685**	60	0	325	0	300	0	0
1318	**683**	58	0	325	0	300	0	0
1319	**682**	262	0	220	0	0	0	200
1320	**681**	261	0	220	0	0	0	200
1321	**681**	261	0	220	0	0	0	200
1322	**680**	55	0	325	0	300	0	0
1323	**678**	258	0	220	0	0	0	200
1324	**678**	53	0	325	0	300	0	0
1325	**677**	52	0	325	0	300	0	0
1326	**677**	57	0	220	0	0	400	0
1327	**676**	256	0	220	0	0	0	200
1328	**676**	256	0	220	0	0	0	200
1329	**672**	47	0	325	0	300	0	0
1330	**671**	46	0	325	0	300	0	0
1331	**669**	249	0	220	0	0	0	200
1332	**667**	42	0	325	0	300	0	0

Spring Valley Point Total

	100%	25%	25%	10%	15%	10%	10%	5%
Score ID	Total Points	Adjusted Field Points	Attractor Score	Diabetes Score	Crash Score	Socioeconomic Score	Project Priority Score	School Score
1333	**665**	245	0	220	0	0	0	200
1334	**665**	40	0	325	0	300	0	0
1335	**663**	243	0	220	0	0	0	200
1336	**662**	37	0	325	0	300	0	0
1337	**660**	35	0	325	0	300	0	0
1338	**659**	239	0	220	0	0	0	200
1339	**659**	39	0	220	0	0	400	0
1340	**657**	32	0	325	0	300	0	0
1341	**657**	237	0	220	0	0	0	200
1342	**655**	235	0	220	0	0	0	200
1343	**655**	30	0	325	0	300	0	0
1344	**651**	26	0	325	0	300	0	0
1345	**649**	24	0	325	0	300	0	0
1346	**646**	26	0	220	0	0	400	0
1347	**643**	223	0	220	0	0	0	200
1348	**639**	14	0	325	0	300	0	0
1349	**638**	13	0	325	0	300	0	0
1350	**636**	11	0	325	0	300	0	0
1351	**636**	216	0	220	0	0	0	200
1352	**636**	216	0	220	0	0	0	200
1353	**636**	11	0	325	0	300	0	0
1354	**635**	215	0	220	0	0	0	200
1355	**634**	9	0	325	0	300	0	0
1356	**633**	213	0	220	0	0	0	200
1357	**632**	7	0	325	0	300	0	0
1358	**629**	209	0	220	0	0	0	200
1359	**627**	7	0	220	0	0	400	0
1360	**626**	206	0	220	0	0	0	200
1361	**626**	406	0	220	0	0	0	0
1362	**625**	0	0	325	0	300	0	0
1363	**625**	0	0	325	0	300	0	0
1364	**624**	204	0	220	0	0	0	200
1365	**623**	203	0	220	0	0	0	200
1366	**621**	201	0	220	0	0	0	200
1367	**619**	199	0	220	0	0	0	200
1368	**609**	189	0	220	0	0	0	200
1369	**609**	189	0	220	0	0	0	200

Spring Valley Point Total

	100%	25%	25%	10%	15%	10%	10%	5%
Score ID	Total Points	Adjusted Field Points	Attractor Score	Diabetes Score	Crash Score	Socioeconomic Score	Project Priority Score	School Score
1370	**607**	187	0	220	0	0	0	200
1371	**605**	185	0	220	0	0	0	200
1372	**605**	385	0	220	0	0	0	0
1373	**599**	179	0	220	0	0	0	200
1374	**598**	178	0	220	0	0	0	200
1375	**598**	178	0	220	0	0	0	200
1376	**597**	177	0	220	0	0	0	200
1377	**597**	177	0	220	0	0	0	200
1378	**597**	177	0	220	0	0	0	200
1379	**597**	177	0	220	0	0	0	200
1380	**597**	177	0	220	0	0	0	200
1381	**596**	176	0	220	0	0	0	200
1382	**596**	176	0	220	0	0	0	200
1383	**596**	176	0	220	0	0	0	200
1384	**596**	176	0	220	0	0	0	200
1385	**594**	174	0	220	0	0	0	200
1386	**594**	374	0	220	0	0	0	0
1387	**591**	171	0	220	0	0	0	200
1388	**589**	169	0	220	0	0	0	200
1389	**588**	168	0	220	0	0	0	200
1390	**587**	167	0	220	0	0	0	200
1391	**586**	166	0	220	0	0	0	200
1392	**582**	162	0	220	0	0	0	200
1393	**580**	160	0	220	0	0	0	200
1394	**579**	359	0	220	0	0	0	0
1395	**578**	158	0	220	0	0	0	200
1396	**573**	153	0	220	0	0	0	200
1397	**572**	152	0	220	0	0	0	200
1398	**571**	151	0	220	0	0	0	200
1399	**570**	150	0	220	0	0	0	200
1400	**570**	150	0	220	0	0	0	200
1401	**569**	149	0	220	0	0	0	200
1402	**569**	149	0	220	0	0	0	200
1403	**566**	146	0	220	0	0	0	200
1404	**566**	146	0	220	0	0	0	200
1405	**564**	144	0	220	0	0	0	200
1406	**564**	144	0	220	0	0	0	200

Spring Valley Point Total

	100%	25%	25%	10%	15%	10%	10%	5%
Score ID	Total Points	Adjusted Field Points	Attractor Score	Diabetes Score	Crash Score	Socioeconomic Score	Project Priority Score	School Score
1407	**563**	143	0	220	0	0	0	200
1408	**562**	342	0	220	0	0	0	0
1409	**561**	141	0	220	0	0	0	200
1410	**560**	140	0	220	0	0	0	200
1411	**560**	140	0	220	0	0	0	200
1412	**560**	140	0	220	0	0	0	200
1413	**559**	339	0	220	0	0	0	0
1414	**558**	138	0	220	0	0	0	200
1415	**558**	138	0	220	0	0	0	200
1416	**558**	138	0	220	0	0	0	200
1417	**556**	136	0	220	0	0	0	200
1418	**556**	336	0	220	0	0	0	0
1419	**553**	133	0	220	0	0	0	200
1420	**548**	128	0	220	0	0	0	200
1421	**548**	128	0	220	0	0	0	200
1422	**548**	128	0	220	0	0	0	200
1423	**546**	126	0	220	0	0	0	200
1424	**545**	125	0	220	0	0	0	200
1425	**538**	118	0	220	0	0	0	200
1426	**535**	115	0	220	0	0	0	200
1427	**535**	115	0	220	0	0	0	200
1428	**535**	115	0	220	0	0	0	200
1429	**535**	115	0	220	0	0	0	200
1430	**534**	114	0	220	0	0	0	200
1431	**533**	313	0	220	0	0	0	0
1432	**532**	112	0	220	0	0	0	200
1433	**531**	111	0	220	0	0	0	200
1434	**531**	111	0	220	0	0	0	200
1435	**530**	110	0	220	0	0	0	200
1436	**529**	109	0	220	0	0	0	200
1437	**529**	109	0	220	0	0	0	200
1438	**528**	108	0	220	0	0	0	200
1439	**527**	107	0	220	0	0	0	200
1440	**526**	306	0	220	0	0	0	0
1441	**526**	106	0	220	0	0	0	200
1442	**525**	105	0	220	0	0	0	200
1443	**525**	105	0	220	0	0	0	200

Spring Valley Point Total

	100%	25%	25%	10%	15%	10%	10%	5%
Score ID	Total Points	Adjusted Field Points	Attractor Score	Diabetes Score	Crash Score	Socioeconomic Score	Project Priority Score	School Score
1444	**523**	103	0	220	0	0	0	200
1445	**523**	103	0	220	0	0	0	200
1446	**523**	303	0	220	0	0	0	0
1447	**522**	102	0	220	0	0	0	200
1448	**522**	102	0	220	0	0	0	200
1449	**522**	102	0	220	0	0	0	200
1450	**521**	101	0	220	0	0	0	200
1451	**519**	99	0	220	0	0	0	200
1452	**519**	99	0	220	0	0	0	200
1453	**518**	98	0	220	0	0	0	200
1454	**516**	96	0	220	0	0	0	200
1455	**516**	96	0	220	0	0	0	200
1456	**516**	96	0	220	0	0	0	200
1457	**511**	91	0	220	0	0	0	200
1458	**510**	90	0	220	0	0	0	200
1459	**510**	90	0	220	0	0	0	200
1460	**507**	287	0	220	0	0	0	0
1461	**506**	86	0	220	0	0	0	200
1462	**506**	86	0	220	0	0	0	200
1463	**505**	85	0	220	0	0	0	200
1464	**504**	284	0	220	0	0	0	0
1465	**503**	83	0	220	0	0	0	200
1466	**503**	83	0	220	0	0	0	200
1467	**502**	82	0	220	0	0	0	200
1468	**501**	81	0	220	0	0	0	200
1469	**500**	80	0	220	0	0	0	200
1470	**500**	80	0	220	0	0	0	200
1471	**499**	279	0	220	0	0	0	0
1472	**498**	278	0	220	0	0	0	0
1473	**498**	78	0	220	0	0	0	200
1474	**497**	77	0	220	0	0	0	200
1475	**497**	77	0	220	0	0	0	200
1476	**497**	77	0	220	0	0	0	200
1477	**497**	77	0	220	0	0	0	200
1478	**497**	77	0	220	0	0	0	200
1479	**497**	77	0	220	0	0	0	200
1480	**497**	77	0	220	0	0	0	200

Spring Valley Point Total

	100%	25%	25%	10%	15%	10%	10%	5%
Score ID	Total Points	Adjusted Field Points	Attractor Score	Diabetes Score	Crash Score	Socioeconomic Score	Project Priority Score	School Score
1481	**496**	76	0	220	0	0	0	200
1482	**494**	274	0	220	0	0	0	0
1483	**492**	72	0	220	0	0	0	200
1484	**491**	271	0	220	0	0	0	0
1485	**491**	71	0	220	0	0	0	200
1486	**491**	271	0	220	0	0	0	0
1487	**490**	70	0	220	0	0	0	200
1488	**490**	70	0	220	0	0	0	200
1489	**490**	70	0	220	0	0	0	200
1490	**489**	69	0	220	0	0	0	200
1491	**488**	68	0	220	0	0	0	200
1492	**488**	68	0	220	0	0	0	200
1493	**487**	67	0	220	0	0	0	200
1494	**486**	66	0	220	0	0	0	200
1495	**484**	64	0	220	0	0	0	200
1496	**484**	64	0	220	0	0	0	200
1497	**484**	64	0	220	0	0	0	200
1498	**484**	64	0	220	0	0	0	200
1499	**484**	64	0	220	0	0	0	200
1500	**484**	64	0	220	0	0	0	200
1501	**484**	64	0	220	0	0	0	200
1502	**484**	64	0	220	0	0	0	200
1503	**484**	64	0	220	0	0	0	200
1504	**484**	64	0	220	0	0	0	200
1505	**484**	64	0	220	0	0	0	200
1506	**484**	64	0	220	0	0	0	200
1507	**483**	63	0	220	0	0	0	200
1508	**481**	261	0	220	0	0	0	0
1509	**478**	58	0	220	0	0	0	200
1510	**476**	256	0	220	0	0	0	0
1511	**476**	56	0	220	0	0	0	200
1512	**475**	55	0	220	0	0	0	200
1513	**475**	55	0	220	0	0	0	200
1514	**475**	255	0	220	0	0	0	0
1515	**475**	55	0	220	0	0	0	200
1516	**475**	255	0	220	0	0	0	0
1517	**472**	52	0	220	0	0	0	200

Spring Valley Point Total

	100%	25%	25%	10%	15%	10%	10%	5%
Score ID	Total Points	Adjusted Field Points	Attractor Score	Diabetes Score	Crash Score	Socioeconomic Score	Project Priority Score	School Score
1518	**472**	52	0	220	0	0	0	200
1519	**472**	52	0	220	0	0	0	200
1520	**472**	52	0	220	0	0	0	200
1521	**472**	52	0	220	0	0	0	200
1522	**472**	52	0	220	0	0	0	200
1523	**472**	52	0	220	0	0	0	200
1524	**472**	52	0	220	0	0	0	200
1525	**472**	52	0	220	0	0	0	200
1526	**472**	52	0	220	0	0	0	200
1527	**472**	52	0	220	0	0	0	200
1528	**472**	52	0	220	0	0	0	200
1529	**472**	52	0	220	0	0	0	200
1530	**471**	51	0	220	0	0	0	200
1531	**470**	250	0	220	0	0	0	0
1532	**470**	250	0	220	0	0	0	0
1533	**469**	49	0	220	0	0	0	200
1534	**468**	48	0	220	0	0	0	200
1535	**465**	245	0	220	0	0	0	0
1536	**465**	45	0	220	0	0	0	200
1537	**465**	45	0	220	0	0	0	200
1538	**462**	42	0	220	0	0	0	200
1539	**462**	42	0	220	0	0	0	200
1540	**462**	42	0	220	0	0	0	200
1541	**462**	242	0	220	0	0	0	0
1542	**461**	41	0	220	0	0	0	200
1543	**460**	40	0	220	0	0	0	200
1544	**460**	40	0	220	0	0	0	200
1545	**459**	39	0	220	0	0	0	200
1546	**459**	39	0	220	0	0	0	200
1547	**459**	39	0	220	0	0	0	200
1548	**459**	39	0	220	0	0	0	200
1549	**459**	39	0	220	0	0	0	200
1550	**459**	39	0	220	0	0	0	200
1551	**459**	39	0	220	0	0	0	200
1552	**459**	39	0	220	0	0	0	200
1553	**459**	39	0	220	0	0	0	200
1554	**459**	39	0	220	0	0	0	200

Spring Valley Point Total

	100%	25%	25%	10%	15%	10%	10%	5%
Score ID	Total Points	Adjusted Field Points	Attractor Score	Diabetes Score	Crash Score	Socioeconomic Score	Project Priority Score	School Score
1555	**459**	39	0	220	0	0	0	200
1556	**459**	39	0	220	0	0	0	200
1557	**459**	39	0	220	0	0	0	200
1558	**459**	39	0	220	0	0	0	200
1559	**459**	39	0	220	0	0	0	200
1560	**459**	39	0	220	0	0	0	200
1561	**459**	39	0	220	0	0	0	200
1562	**459**	39	0	220	0	0	0	200
1563	**459**	39	0	220	0	0	0	200
1564	**459**	39	0	220	0	0	0	200
1565	**459**	39	0	220	0	0	0	200
1566	**459**	39	0	220	0	0	0	200
1567	**459**	39	0	220	0	0	0	200
1568	**454**	234	0	220	0	0	0	0
1569	**454**	234	0	220	0	0	0	0
1570	**454**	34	0	220	0	0	0	200
1571	**451**	231	0	220	0	0	0	0
1572	**450**	230	0	220	0	0	0	0
1573	**450**	230	0	220	0	0	0	0
1574	**450**	30	0	220	0	0	0	200
1575	**449**	229	0	220	0	0	0	0
1576	**449**	229	0	220	0	0	0	0
1577	**448**	28	0	220	0	0	0	200
1578	**446**	26	0	220	0	0	0	200
1579	**446**	26	0	220	0	0	0	200
1580	**446**	26	0	220	0	0	0	200
1581	**446**	26	0	220	0	0	0	200
1582	**446**	26	0	220	0	0	0	200
1583	**446**	26	0	220	0	0	0	200
1584	**446**	26	0	220	0	0	0	200
1585	**446**	26	0	220	0	0	0	200
1586	**446**	26	0	220	0	0	0	200
1587	**446**	26	0	220	0	0	0	200
1588	**446**	26	0	220	0	0	0	200
1589	**446**	26	0	220	0	0	0	200
1590	**446**	26	0	220	0	0	0	200
1591	**446**	26	0	220	0	0	0	200

Spring Valley Point Total

	100%	25%	25%	10%	15%	10%	10%	5%
Score ID	Total Points	Adjusted Field Points	Attractor Score	Diabetes Score	Crash Score	Socioeconomic Score	Project Priority Score	School Score
1592	**446**	26	0	220	0	0	0	200
1593	**446**	26	0	220	0	0	0	200
1594	**446**	26	0	220	0	0	0	200
1595	**446**	26	0	220	0	0	0	200
1596	**446**	26	0	220	0	0	0	200
1597	**446**	26	0	220	0	0	0	200
1598	**446**	26	0	220	0	0	0	200
1599	**446**	26	0	220	0	0	0	200
1600	**445**	25	0	220	0	0	0	200
1601	**445**	25	0	220	0	0	0	200
1602	**445**	25	0	220	0	0	0	200
1603	**445**	225	0	220	0	0	0	0
1604	**444**	224	0	220	0	0	0	0
1605	**444**	24	0	220	0	0	0	200
1606	**444**	24	0	220	0	0	0	200
1607	**444**	24	0	220	0	0	0	200
1608	**444**	24	0	220	0	0	0	200
1609	**437**	217	0	220	0	0	0	0
1610	**436**	216	0	220	0	0	0	0
1611	**435**	215	0	220	0	0	0	0
1612	**431**	211	0	220	0	0	0	0
1613	**431**	211	0	220	0	0	0	0
1614	**431**	11	0	220	0	0	0	200
1615	**431**	11	0	220	0	0	0	200
1616	**430**	210	0	220	0	0	0	0
1617	**430**	210	0	220	0	0	0	0
1618	**429**	9	0	220	0	0	0	200
1619	**429**	9	0	220	0	0	0	200
1620	**427**	7	0	220	0	0	0	200
1621	**427**	7	0	220	0	0	0	200
1622	**425**	205	0	220	0	0	0	0
1623	**425**	205	0	220	0	0	0	0
1624	**424**	204	0	220	0	0	0	0
1625	**420**	200	0	220	0	0	0	0
1626	**420**	0	0	220	0	0	0	200
1627	**420**	0	0	220	0	0	0	200
1628	**420**	0	0	220	0	0	0	200

Spring Valley Point Total

	100%	25%	25%	10%	15%	10%	10%	5%
Score ID	Total Points	Adjusted Field Points	Attractor Score	Diabetes Score	Crash Score	Socioeconomic Score	Project Priority Score	School Score
1629	**415**	195	0	220	0	0	0	0
1630	**414**	194	0	220	0	0	0	0
1631	**404**	184	0	220	0	0	0	0
1632	**404**	184	0	220	0	0	0	0
1633	**403**	183	0	220	0	0	0	0
1634	**402**	182	0	220	0	0	0	0
1635	**401**	181	0	220	0	0	0	0
1636	**398**	178	0	220	0	0	0	0
1637	**397**	177	0	220	0	0	0	0
1638	**396**	176	0	220	0	0	0	0
1639	**396**	176	0	220	0	0	0	0
1640	**393**	173	0	220	0	0	0	0
1641	**384**	164	0	220	0	0	0	0
1642	**383**	163	0	220	0	0	0	0
1643	**380**	160	0	220	0	0	0	0
1644	**380**	160	0	220	0	0	0	0
1645	**379**	159	0	220	0	0	0	0
1646	**377**	157	0	220	0	0	0	0
1647	**375**	155	0	220	0	0	0	0
1648	**373**	153	0	220	0	0	0	0
1649	**370**	150	0	220	0	0	0	0
1650	**370**	150	0	220	0	0	0	0
1651	**364**	144	0	220	0	0	0	0
1652	**361**	141	0	220	0	0	0	0
1653	**360**	140	0	220	0	0	0	0
1654	**360**	140	0	220	0	0	0	0
1655	**360**	140	0	220	0	0	0	0
1656	**358**	138	0	220	0	0	0	0
1657	**358**	138	0	220	0	0	0	0
1658	**358**	138	0	220	0	0	0	0
1659	**356**	136	0	220	0	0	0	0
1660	**356**	136	0	220	0	0	0	0
1661	**355**	135	0	220	0	0	0	0
1662	**353**	133	0	220	0	0	0	0
1663	**351**	131	0	220	0	0	0	0
1664	**351**	131	0	220	0	0	0	0
1665	**349**	129	0	220	0	0	0	0

Spring Valley Point Total

	100%	25%	25%	10%	15%	10%	10%	5%
Score ID	Total Points	Adjusted Field Points	Attractor Score	Diabetes Score	Crash Score	Socioeconomic Score	Project Priority Score	School Score
1666	**348**	128	0	220	0	0	0	0
1667	**348**	128	0	220	0	0	0	0
1668	**347**	127	0	220	0	0	0	0
1669	**347**	127	0	220	0	0	0	0
1670	**347**	127	0	220	0	0	0	0
1671	**346**	126	0	220	0	0	0	0
1672	**345**	125	0	220	0	0	0	0
1673	**344**	124	0	220	0	0	0	0
1674	**342**	122	0	220	0	0	0	0
1675	**342**	122	0	220	0	0	0	0
1676	**340**	120	0	220	0	0	0	0
1677	**340**	120	0	220	0	0	0	0
1678	**340**	120	0	220	0	0	0	0
1679	**338**	118	0	220	0	0	0	0
1680	**337**	117	0	220	0	0	0	0
1681	**336**	116	0	220	0	0	0	0
1682	**336**	116	0	220	0	0	0	0
1683	**335**	115	0	220	0	0	0	0
1684	**335**	115	0	220	0	0	0	0
1685	**335**	115	0	220	0	0	0	0
1686	**334**	114	0	220	0	0	0	0
1687	**334**	114	0	220	0	0	0	0
1688	**333**	113	0	220	0	0	0	0
1689	**333**	113	0	220	0	0	0	0
1690	**329**	109	0	220	0	0	0	0
1691	**328**	108	0	220	0	0	0	0
1692	**328**	108	0	220	0	0	0	0
1693	**326**	106	0	220	0	0	0	0
1694	**325**	105	0	220	0	0	0	0
1695	**325**	105	0	220	0	0	0	0
1696	**322**	102	0	220	0	0	0	0
1697	**322**	102	0	220	0	0	0	0
1698	**322**	102	0	220	0	0	0	0
1699	**321**	101	0	220	0	0	0	0
1700	**320**	100	0	220	0	0	0	0
1701	**320**	100	0	220	0	0	0	0
1702	**319**	99	0	220	0	0	0	0

Spring Valley Point Total

	100%	25%	25%	10%	15%	10%	10%	5%
Score ID	Total Points	Adjusted Field Points	Attractor Score	Diabetes Score	Crash Score	Socioeconomic Score	Project Priority Score	School Score
1703	**315**	95	0	220	0	0	0	0
1704	**315**	95	0	220	0	0	0	0
1705	**313**	93	0	220	0	0	0	0
1706	**310**	90	0	220	0	0	0	0
1707	**310**	90	0	220	0	0	0	0
1708	**310**	90	0	220	0	0	0	0
1709	**306**	86	0	220	0	0	0	0
1710	**302**	82	0	220	0	0	0	0
1711	**302**	82	0	220	0	0	0	0
1712	**299**	79	0	220	0	0	0	0
1713	**299**	79	0	220	0	0	0	0
1714	**299**	79	0	220	0	0	0	0
1715	**299**	79	0	220	0	0	0	0
1716	**297**	77	0	220	0	0	0	0
1717	**297**	77	0	220	0	0	0	0
1718	**290**	70	0	220	0	0	0	0
1719	**290**	70	0	220	0	0	0	0
1720	**290**	70	0	220	0	0	0	0
1721	**287**	67	0	220	0	0	0	0
1722	**284**	64	0	220	0	0	0	0
1723	**284**	64	0	220	0	0	0	0
1724	**284**	64	0	220	0	0	0	0
1725	**284**	64	0	220	0	0	0	0
1726	**284**	64	0	220	0	0	0	0
1727	**284**	64	0	220	0	0	0	0
1728	**284**	64	0	220	0	0	0	0
1729	**283**	63	0	220	0	0	0	0
1730	**283**	63	0	220	0	0	0	0
1731	**283**	63	0	220	0	0	0	0
1732	**280**	60	0	220	0	0	0	0
1733	**278**	58	0	220	0	0	0	0
1734	**278**	58	0	220	0	0	0	0
1735	**276**	56	0	220	0	0	0	0
1736	**273**	53	0	220	0	0	0	0
1737	**272**	52	0	220	0	0	0	0
1738	**272**	52	0	220	0	0	0	0
1739	**272**	52	0	220	0	0	0	0

Spring Valley Point Total

	100%	25%	25%	10%	15%	10%	10%	5%
Score ID	Total Points	Adjusted Field Points	Attractor Score	Diabetes Score	Crash Score	Socioeconomic Score	Project Priority Score	School Score
1740	**272**	52	0	220	0	0	0	0
1741	**272**	52	0	220	0	0	0	0
1742	**272**	52	0	220	0	0	0	0
1743	**272**	52	0	220	0	0	0	0
1744	**272**	52	0	220	0	0	0	0
1745	**272**	52	0	220	0	0	0	0
1746	**272**	52	0	220	0	0	0	0
1747	**272**	52	0	220	0	0	0	0
1748	**272**	52	0	220	0	0	0	0
1749	**271**	51	0	220	0	0	0	0
1750	**271**	51	0	220	0	0	0	0
1751	**266**	46	0	220	0	0	0	0
1752	**262**	42	0	220	0	0	0	0
1753	**262**	42	0	220	0	0	0	0
1754	**262**	42	0	220	0	0	0	0
1755	**262**	42	0	220	0	0	0	0
1756	**262**	42	0	220	0	0	0	0
1757	**262**	42	0	220	0	0	0	0
1758	**262**	42	0	220	0	0	0	0
1759	**261**	41	0	220	0	0	0	0
1760	**259**	39	0	220	0	0	0	0
1761	**259**	39	0	220	0	0	0	0
1762	**259**	39	0	220	0	0	0	0
1763	**259**	39	0	220	0	0	0	0
1764	**259**	39	0	220	0	0	0	0
1765	**259**	39	0	220	0	0	0	0
1766	**259**	39	0	220	0	0	0	0
1767	**259**	39	0	220	0	0	0	0
1768	**259**	39	0	220	0	0	0	0
1769	**259**	39	0	220	0	0	0	0
1770	**259**	39	0	220	0	0	0	0
1771	**256**	36	0	220	0	0	0	0
1772	**251**	31	0	220	0	0	0	0
1773	**250**	30	0	220	0	0	0	0
1774	**248**	28	0	220	0	0	0	0
1775	**246**	26	0	220	0	0	0	0
1776	**246**	26	0	220	0	0	0	0

Spring Valley Point Total

	100%	25%	25%	10%	15%	10%	10%	5%
Score ID	Total Points	Adjusted Field Points	Attractor Score	Diabetes Score	Crash Score	Socioeconomic Score	Project Priority Score	School Score
1777	**246**	26	0	220	0	0	0	0
1778	**246**	26	0	220	0	0	0	0
1779	**246**	26	0	220	0	0	0	0
1780	**246**	26	0	220	0	0	0	0
1781	**246**	26	0	220	0	0	0	0
1782	**246**	26	0	220	0	0	0	0
1783	**246**	26	0	220	0	0	0	0
1784	**246**	26	0	220	0	0	0	0
1785	**246**	26	0	220	0	0	0	0
1786	**246**	26	0	220	0	0	0	0
1787	**246**	26	0	220	0	0	0	0
1788	**246**	26	0	220	0	0	0	0
1789	**246**	26	0	220	0	0	0	0
1790	**246**	26	0	220	0	0	0	0
1791	**246**	26	0	220	0	0	0	0
1792	**246**	26	0	220	0	0	0	0
1793	**246**	26	0	220	0	0	0	0
1794	**246**	26	0	220	0	0	0	0
1795	**246**	26	0	220	0	0	0	0
1796	**246**	26	0	220	0	0	0	0
1797	**245**	25	0	220	0	0	0	0
1798	**245**	25	0	220	0	0	0	0
1799	**245**	25	0	220	0	0	0	0
1800	**245**	25	0	220	0	0	0	0
1801	**244**	24	0	220	0	0	0	0
1802	**235**	15	0	220	0	0	0	0
1803	**231**	11	0	220	0	0	0	0
1804	**231**	11	0	220	0	0	0	0
1805	**229**	9	0	220	0	0	0	0
1806	**229**	9	0	220	0	0	0	0
1807	**229**	9	0	220	0	0	0	0
1808	**229**	9	0	220	0	0	0	0
1809	**229**	9	0	220	0	0	0	0
1810	**229**	9	0	220	0	0	0	0
1811	**229**	9	0	220	0	0	0	0
1812	**229**	9	0	220	0	0	0	0
1813	**229**	9	0	220	0	0	0	0

Spring Valley Point Total

	100%	25%	25%	10%	15%	10%	10%	5%
Score ID	**Total Points**	**Adjusted Field Points**	**Attractor Score**	**Diabetes Score**	**Crash Score**	**Socioeconomic Score**	**Project Priority Score**	**School Score**
1814	**229**	9	0	220	0	0	0	0
1815	**229**	9	0	220	0	0	0	0
1816	**229**	9	0	220	0	0	0	0
1817	**229**	9	0	220	0	0	0	0
1818	**220**	0	0	220	0	0	0	0

This page intentionally left blank

Sweetwater

PGA Results

This page intentionally left blank

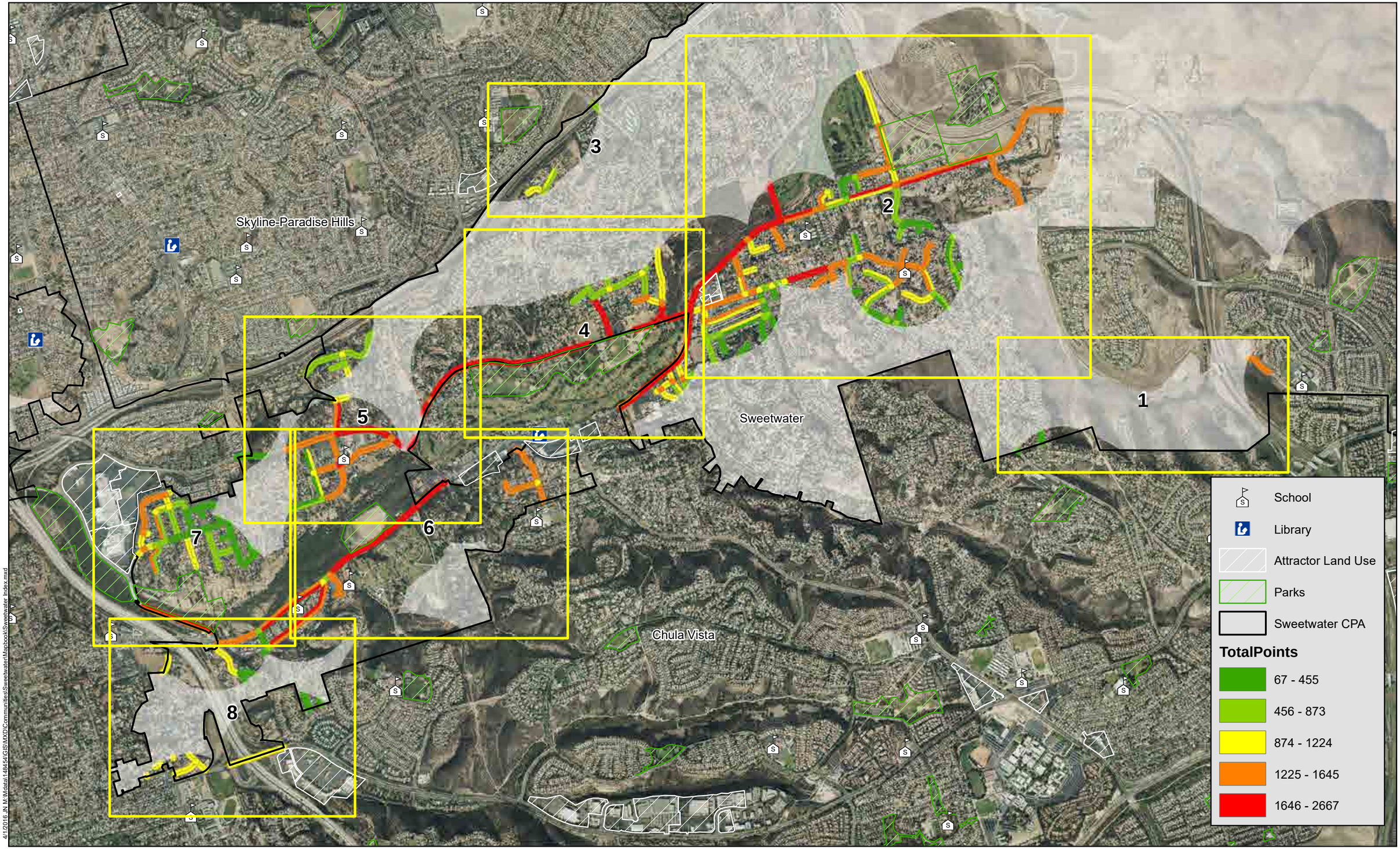

4/1/2016 JN M:\data\1484\GIS\MXD\Communities\Sweetwater\Mapbook\Sweetwater Index.mxd

Michael Baker INTERNATIONAL

0 1,000 2,000 4,000 Feet

Source: San Diego County, SANDAG, SanGIS, Eagle Aerial, ESRI

San Diego County ATP

Sweetwater PGA

Index Map



4/1/2016 JN M:\Mdata\14845\GIS\MXD\Communities\Sweetwater\Sweetwater Pages1_3.mxd

Michael Baker INTERNATIONAL

0 500 1,000 2,000 Feet

Source: San Diego County, SANDAG, SanGIS, Eagle Aerial, ESRI

San Diego County ATP

Sweetwater PGA

Map 1

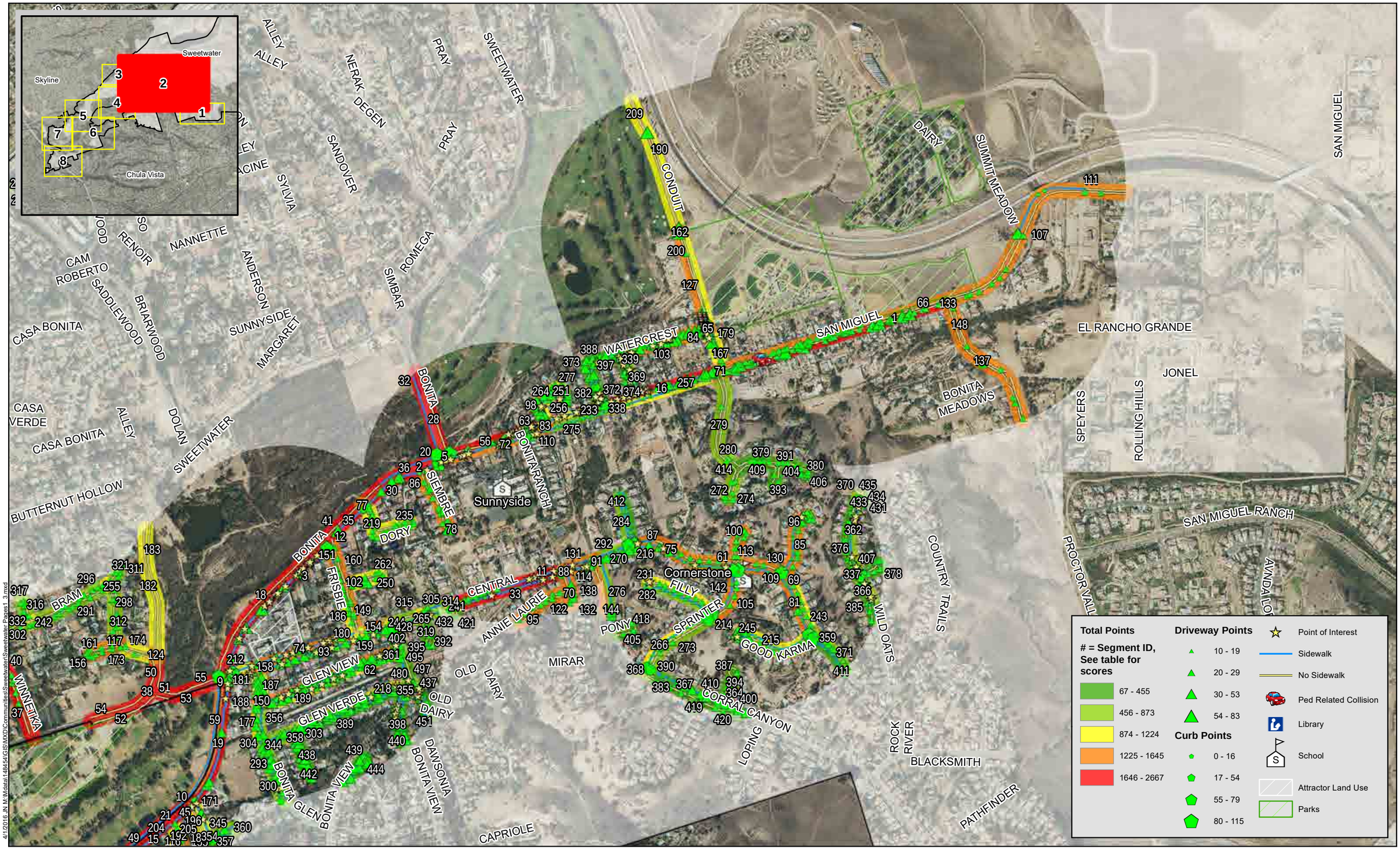

San Diego County ATP

Sweetwater PGA

Map 2



4/1/2016 JN M:\Mdata\148454\GIS\MXD\Communities\Sweetwater\Sweetwater Parcel 1_3.mxd

Michael Baker INTERNATIONAL

0 500 1,000 2,000 Feet

Source: San Diego County, SANDAG, SanGIS, Eagle Aerial, ESRI

San Diego County ATP

Sweetwater PGA

Map 3

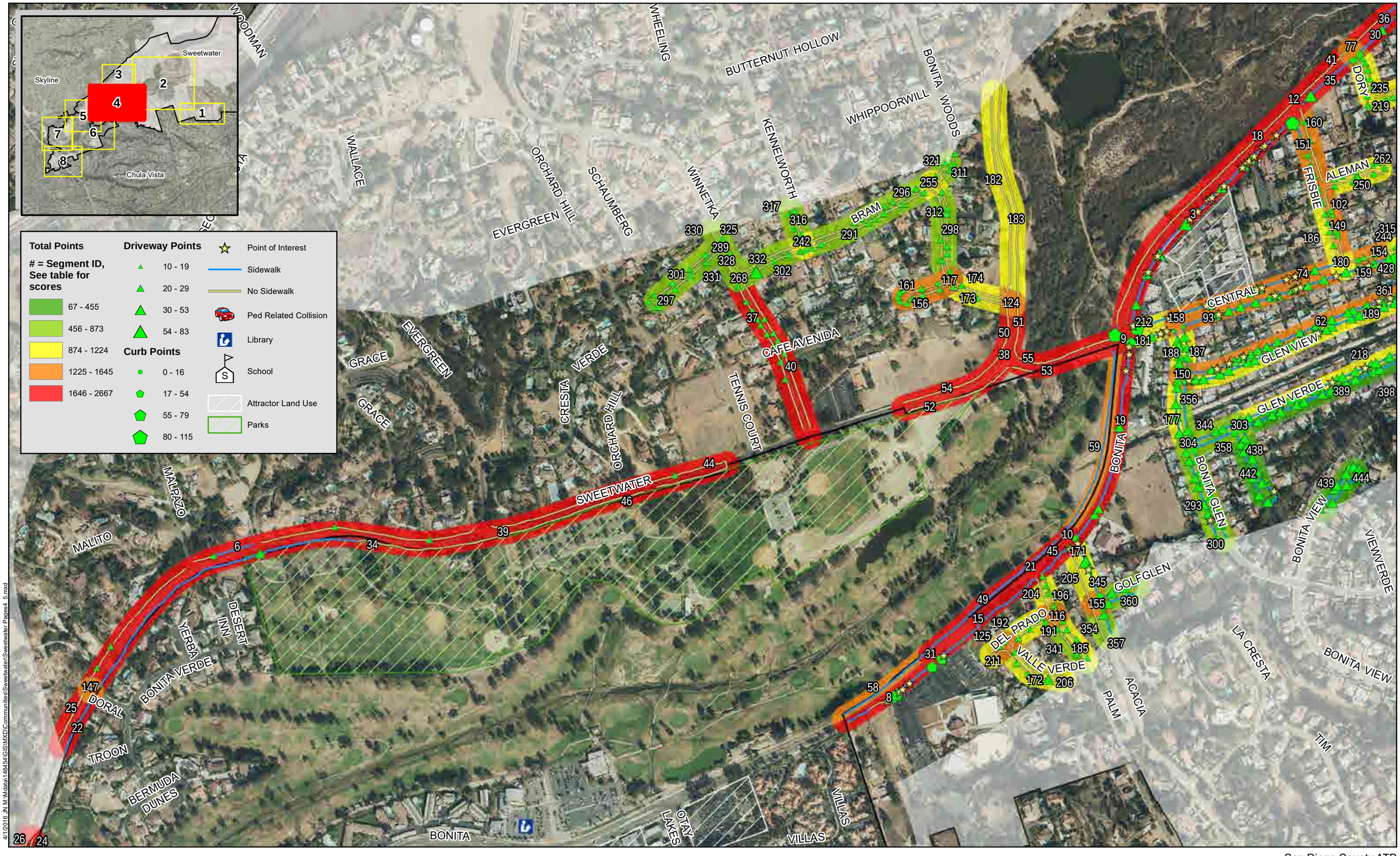

4/1/2016 JN M:\Mdata\148454\GIS\MXD\Communities\Sweetwater\Sweetwater Pages4_5.mxd

Michael Baker INTERNATIONAL

0 500 1,000 2,000 Feet

Source: San Diego County, SANDAG, SanGIS, Eagle Aerial, ESRI

San Diego County ATP

Sweetwater PGA

Map 4

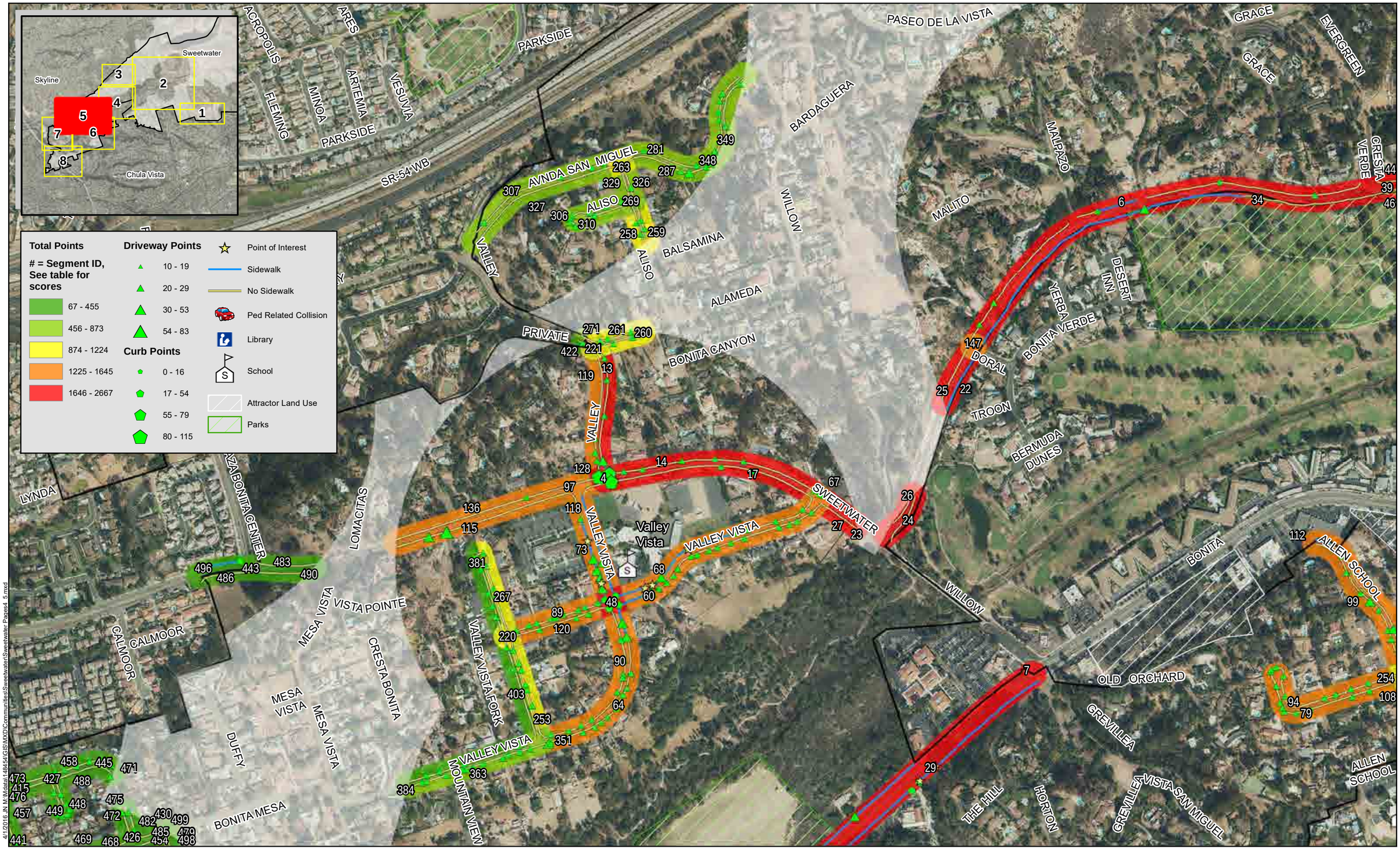

4/1/2016 JN M:\Admin\48454\GIS\MXD\Communities\Sweetwater\Sweetwater Parks4_5.mxd

Michael Baker INTERNATIONAL

0 500 1,000 2,000 Feet

Source: San Diego County, SANDAG, SanGIS, Eagle Aerial, ESRI

San Diego County ATP

Sweetwater PGA

Map 5

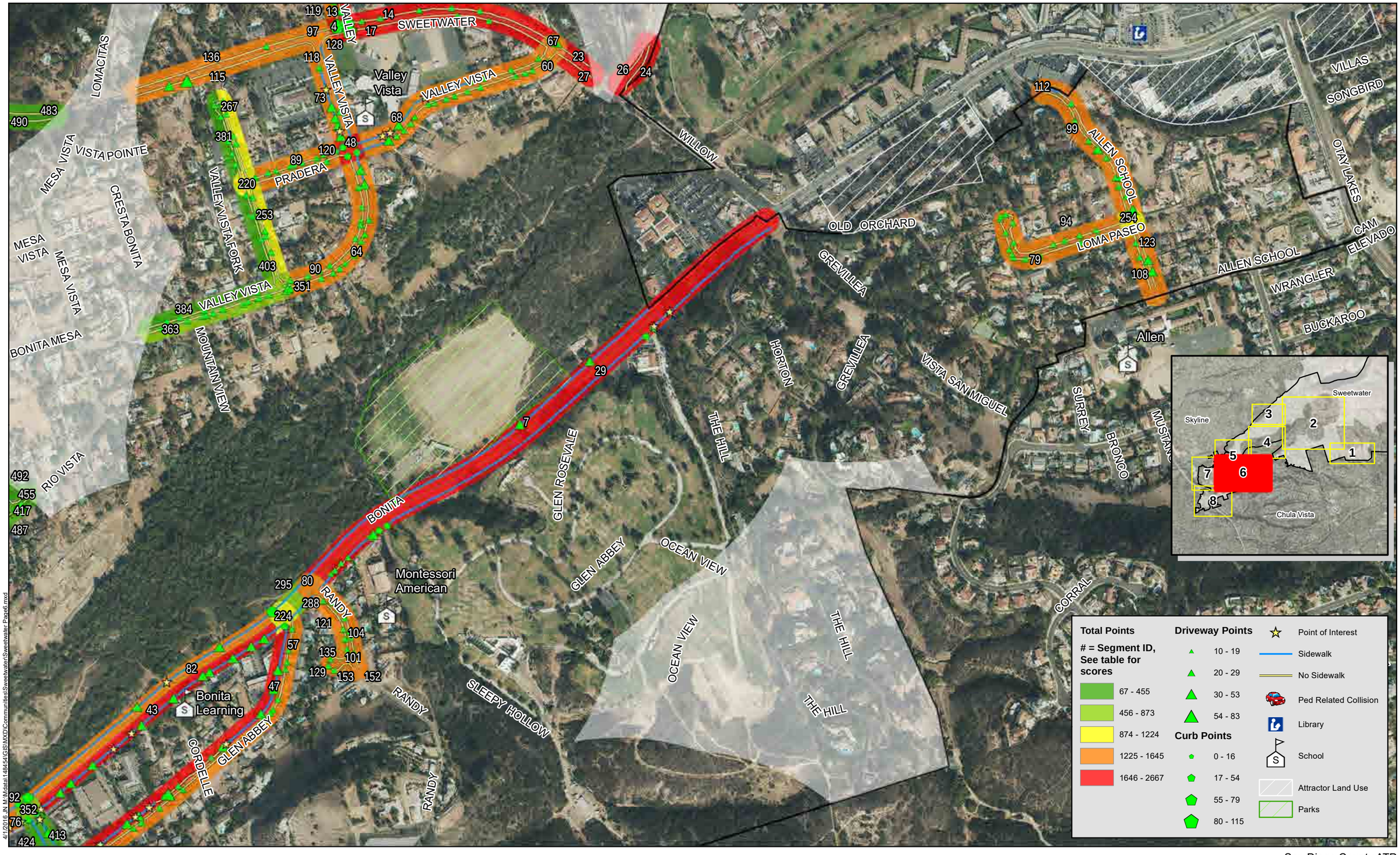

Total Points

= Segment ID, See table for scores

- 67 - 455
- 456 - 873
- 874 - 1224
- 1225 - 1645
- 1646 - 2667

Driveway Points

- 10 - 19
- 20 - 29
- 30 - 53
- 54 - 83

Curb Points

- 0 - 16
- 17 - 54
- 55 - 79
- 80 - 115

- Point of Interest
- Sidewalk
- No Sidewalk
- Ped Related Collision
- Library
- School
- Attractor Land Use
- Parks

4/1/2016 J:\N\Mdata\148454\GIS\MXD\Communities\Sweetwater\Sweetwater Page6.mxd

Michael Baker INTERNATIONAL

0 500 1,000 2,000 Feet

Source: San Diego County, SANDAG, SanGIS, Eagle Aerial, ESRI

San Diego County ATP

Sweetwater PGA

Map 6



4/1/2016 JN M:\data\148454\GIS\MXD\Communities\Sweetwater\Sweetwater Pages7_8.mxd

Michael Baker INTERNATIONAL

0 500 1,000 2,000 Feet

Source: San Diego County, SANDAG, SanGIS, Eagle Aerial, ESRI

San Diego County ATP

Sweetwater PGA

Map 7

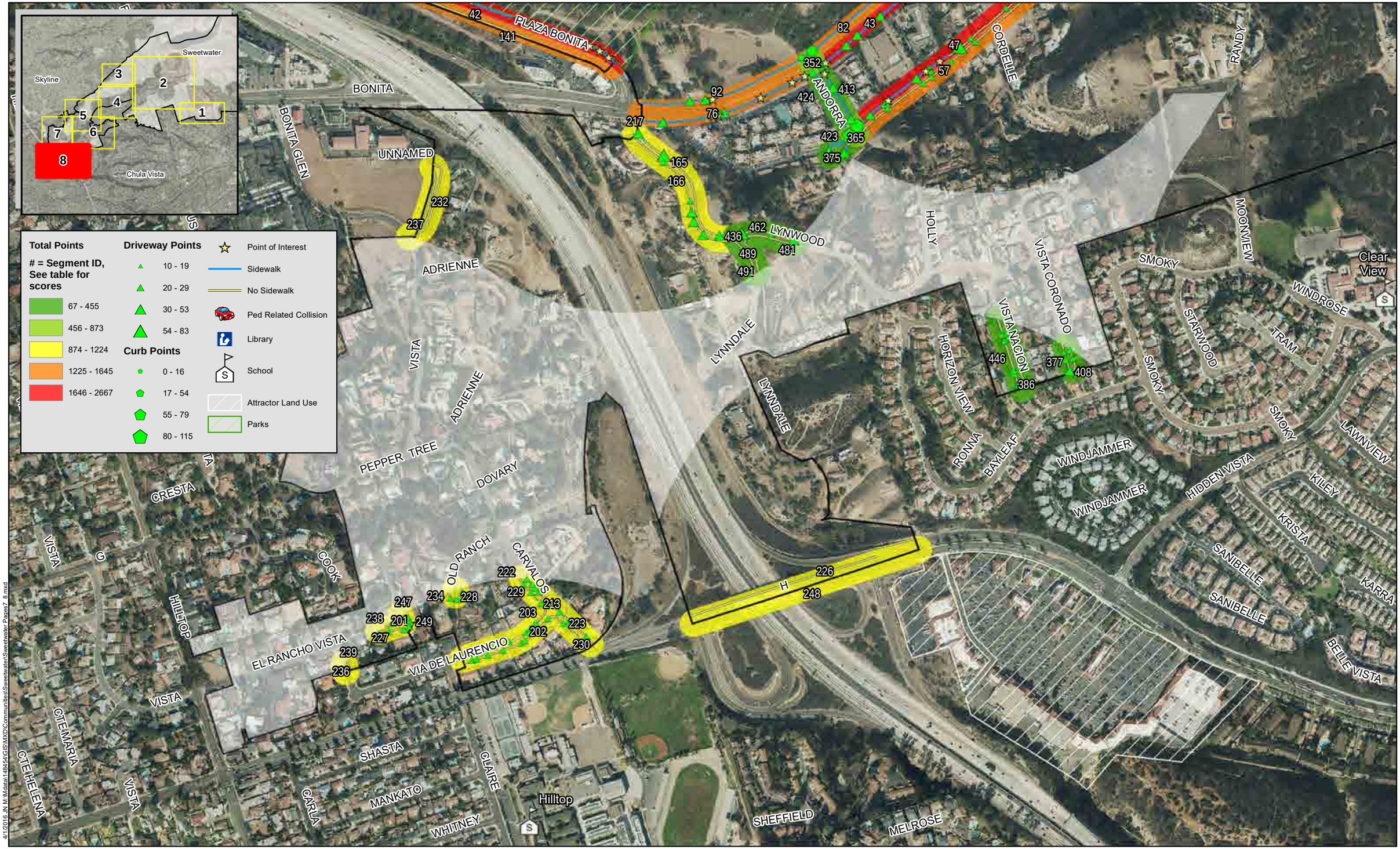

4/1/2016 J:\N M\Mdata\149454\GIS\MXD\Communities\Sweetwater\Sweetwater Pages 7_8.mxd

Michael Baker INTERNATIONAL

0 500 1,000 2,000 Feet

Source: San Diego County, SANDAG, SanGIS, Eagle Aerial, ESRI

San Diego County ATP

Sweetwater PGA

Map 8

Sweetwater Point Total

	100%	25%	25%	10%	15%	10%	10%	5%
Score ID	Total Points	Adjusted Field Points	Attractor Score	Diabetes Score	Crash Score	Socioeconomic Score	Project Priority Score	School Score
1	**2667**	1000	1000	67	600	0	0	0
2	**2467**	242	1000	325	0	300	400	200
3	**2339**	714	1000	325	0	300	0	0
4	**2242**	417	1000	325	0	300	0	200
5	**2233**	408	1000	325	0	300	0	200
6	**2184**	559	1000	325	0	300	0	0
7	**2102**	277	1000	325	0	300	0	200
8	**2065**	440	1000	325	0	300	0	0
9	**2048**	423	1000	325	0	300	0	0
10	**2025**	400	1000	325	0	300	0	0
11	**2009**	342	1000	67	0	0	400	200
12	**1976**	251	500	325	0	300	400	200
13	**1965**	140	1000	325	0	300	0	200
14	**1961**	136	1000	325	0	300	0	200
15	**1960**	335	1000	325	0	300	0	0
16	**1953**	686	1000	67	0	0	0	200
17	**1903**	78	1000	325	0	300	0	200
18	**1900**	75	1000	325	0	300	0	200
19	**1899**	274	1000	325	0	300	0	0
20	**1896**	71	1000	325	0	300	0	200
21	**1888**	263	1000	325	0	300	0	0
22	**1869**	44	1000	325	0	300	0	200
23	**1865**	40	1000	325	0	300	0	200
24	**1865**	40	1000	325	0	300	0	200
25	**1865**	40	1000	325	0	300	0	200
26	**1865**	40	1000	325	0	300	0	200
27	**1865**	40	1000	325	0	300	0	200
28	**1865**	40	1000	325	0	300	0	200
29	**1863**	596	1000	67	0	0	0	200
30	**1862**	137	500	325	0	300	400	200
31	**1856**	231	1000	325	0	300	0	0
32	**1853**	28	1000	325	0	300	0	200
33	**1842**	175	1000	67	0	0	400	200
34	**1839**	214	1000	325	0	300	0	0
35	**1835**	110	500	325	0	300	400	200
36	**1820**	95	500	325	0	300	400	200
37	**1818**	193	1000	325	0	300	0	0

Sweetwater Point Total

	100%	25%	25%	10%	15%	10%	10%	5%
Score ID	Total Points	Adjusted Field Points	Attractor Score	Diabetes Score	Crash Score	Socioeconomic Score	Project Priority Score	School Score
38	**1814**	189	1000	325	0	300	0	0
39	**1804**	179	1000	325	0	300	0	0
40	**1801**	176	1000	325	0	300	0	0
41	**1765**	40	500	325	0	300	400	200
42	**1760**	493	1000	67	0	0	0	200
43	**1755**	488	1000	67	0	0	0	200
44	**1754**	129	1000	325	0	300	0	0
45	**1746**	121	1000	325	0	300	0	0
46	**1745**	120	1000	325	0	300	0	0
47	**1739**	472	1000	67	0	0	0	200
48	**1701**	434	1000	67	0	0	0	200
49	**1682**	57	1000	325	0	300	0	0
50	**1665**	40	1000	325	0	300	0	0
51	**1665**	40	1000	325	0	300	0	0
52	**1665**	40	1000	325	0	300	0	0
53	**1665**	40	1000	325	0	300	0	0
54	**1665**	40	1000	325	0	300	0	0
55	**1665**	40	1000	325	0	300	0	0
56	**1655**	388	1000	67	0	0	0	200
57	**1645**	378	1000	67	0	0	0	200
58	**1644**	19	1000	325	0	300	0	0
59	**1640**	15	1000	325	0	300	0	0
60	**1637**	370	1000	67	0	0	0	200
61	**1626**	359	1000	67	0	0	0	200
62	**1612**	545	1000	67	0	0	0	0
63	**1600**	333	1000	67	0	0	0	200
64	**1596**	329	1000	67	0	0	0	200
65	**1596**	529	1000	67	0	0	0	0
66	**1583**	516	1000	67	0	0	0	0
67	**1572**	247	500	325	0	300	0	200
68	**1566**	299	1000	67	0	0	0	200
69	**1564**	297	1000	67	0	0	0	200
70	**1542**	275	1000	67	0	0	0	200
71	**1536**	469	1000	67	0	0	0	0
72	**1533**	266	1000	67	0	0	0	200
73	**1531**	264	1000	67	0	0	0	200
74	**1530**	463	1000	67	0	0	0	0

Sweetwater Point Total

	100%	25%	25%	10%	15%	10%	10%	5%
Score ID	Total Points	Adjusted Field Points	Attractor Score	Diabetes Score	Crash Score	Socioeconomic Score	Project Priority Score	School Score
75	**1528**	261	1000	67	0	0	0	200
76	**1515**	248	1000	67	0	0	0	200
77	**1511**	286	0	325	0	300	400	200
78	**1508**	241	1000	67	0	0	0	200
79	**1498**	231	1000	67	0	0	0	200
80	**1495**	228	1000	67	0	0	0	200
81	**1494**	227	1000	67	0	0	0	200
82	**1494**	227	1000	67	0	0	0	200
83	**1494**	227	1000	67	0	0	0	200
84	**1494**	427	1000	67	0	0	0	0
85	**1485**	218	1000	67	0	0	0	200
86	**1481**	214	1000	67	0	0	0	200
87	**1476**	209	1000	67	0	0	0	200
88	**1475**	208	1000	67	0	0	0	200
89	**1460**	193	1000	67	0	0	0	200
90	**1460**	193	1000	67	0	0	0	200
91	**1460**	193	1000	67	0	0	0	200
92	**1445**	178	1000	67	0	0	0	200
93	**1444**	377	1000	67	0	0	0	0
94	**1441**	174	1000	67	0	0	0	200
95	**1441**	174	1000	67	0	0	0	200
96	**1435**	168	1000	67	0	0	0	200
97	**1432**	165	1000	67	0	0	0	200
98	**1430**	163	1000	67	0	0	0	200
99	**1427**	160	1000	67	0	0	0	200
100	**1422**	155	1000	67	0	0	0	200
101	**1415**	148	1000	67	0	0	0	200
102	**1414**	247	500	67	0	0	400	200
103	**1403**	336	1000	67	0	0	0	0
104	**1403**	136	1000	67	0	0	0	200
105	**1403**	136	1000	67	0	0	0	200
106	**1403**	136	1000	67	0	0	0	200
107	**1399**	332	1000	67	0	0	0	0
108	**1395**	128	1000	67	0	0	0	200
109	**1392**	125	1000	67	0	0	0	200
110	**1390**	123	1000	67	0	0	0	200
111	**1389**	322	1000	67	0	0	0	0

Sweetwater Point Total

	100%	25%	25%	10%	15%	10%	10%	5%
Score ID	Total Points	Adjusted Field Points	Attractor Score	Diabetes Score	Crash Score	Socioeconomic Score	Project Priority Score	School Score
112	**1388**	121	1000	67	0	0	0	200
113	**1384**	117	1000	67	0	0	0	200
114	**1380**	113	1000	67	0	0	0	200
115	**1378**	111	1000	67	0	0	0	200
116	**1373**	306	1000	67	0	0	0	0
117	**1372**	247	500	325	0	300	0	0
118	**1365**	98	1000	67	0	0	0	200
119	**1364**	97	1000	67	0	0	0	200
120	**1364**	97	1000	67	0	0	0	200
121	**1364**	97	1000	67	0	0	0	200
122	**1364**	97	1000	67	0	0	0	200
123	**1357**	90	1000	67	0	0	0	200
124	**1354**	229	500	325	0	300	0	0
125	**1354**	287	1000	67	0	0	0	0
126	**1354**	87	1000	67	0	0	0	200
127	**1348**	281	1000	67	0	0	0	0
128	**1347**	80	1000	67	0	0	0	200
129	**1345**	78	1000	67	0	0	0	200
130	**1345**	78	1000	67	0	0	0	200
131	**1338**	71	1000	67	0	0	0	200
132	**1337**	70	1000	67	0	0	0	200
133	**1336**	269	1000	67	0	0	0	0
134	**1335**	268	1000	67	0	0	0	0
135	**1326**	59	1000	67	0	0	0	200
136	**1326**	59	1000	67	0	0	0	200
137	**1322**	255	1000	67	0	0	0	0
138	**1318**	51	1000	67	0	0	0	200
139	**1318**	251	1000	67	0	0	0	0
140	**1315**	248	1000	67	0	0	0	0
141	**1307**	40	1000	67	0	0	0	200
142	**1307**	40	1000	67	0	0	0	200
143	**1307**	40	1000	67	0	0	0	200
144	**1307**	40	1000	67	0	0	0	200
145	**1298**	231	1000	67	0	0	0	0
146	**1295**	228	1000	67	0	0	0	0
147	**1294**	169	500	325	0	300	0	0
148	**1293**	226	1000	67	0	0	0	0

Sweetwater Point Total

	100%	25%	25%	10%	15%	10%	10%	5%
Score ID	Total Points	Adjusted Field Points	Attractor Score	Diabetes Score	Crash Score	Socioeconomic Score	Project Priority Score	School Score
149	**1284**	117	500	67	0	0	400	200
150	**1276**	209	1000	67	0	0	0	0
151	**1269**	102	500	67	0	0	400	200
152	**1267**	0	1000	67	0	0	0	200
153	**1267**	0	1000	67	0	0	0	200
154	**1264**	97	500	67	0	0	400	200
155	**1264**	197	1000	67	0	0	0	0
156	**1261**	136	500	325	0	300	0	0
157	**1260**	193	1000	67	0	0	0	0
158	**1254**	187	1000	67	0	0	0	0
159	**1252**	85	500	67	0	0	400	200
160	**1245**	78	500	67	0	0	400	200
161	**1242**	117	500	325	0	300	0	0
162	**1240**	173	1000	67	0	0	0	0
163	**1224**	157	1000	67	0	0	0	0
164	**1222**	155	1000	67	0	0	0	0
165	**1220**	153	1000	67	0	0	0	0
166	**1218**	151	1000	67	0	0	0	0
167	**1213**	146	1000	67	0	0	0	0
168	**1203**	136	1000	67	0	0	0	0
169	**1203**	136	1000	67	0	0	0	0
170	**1194**	127	1000	67	0	0	0	0
171	**1192**	125	1000	67	0	0	0	0
172	**1189**	122	1000	67	0	0	0	0
173	**1184**	59	500	325	0	300	0	0
174	**1184**	59	500	325	0	300	0	0
175	**1184**	117	1000	67	0	0	0	0
176	**1184**	117	1000	67	0	0	0	0
177	**1180**	113	1000	67	0	0	0	0
178	**1173**	106	1000	67	0	0	0	0
179	**1170**	103	1000	67	0	0	0	0
180	**1168**	201	500	67	0	0	400	0
181	**1167**	100	1000	67	0	0	0	0
182	**1165**	40	500	325	0	300	0	0
183	**1165**	40	500	325	0	300	0	0
184	**1164**	97	1000	67	0	0	0	0
185	**1164**	97	1000	67	0	0	0	0

Sweetwater Point Total

	100%	25%	25%	10%	15%	10%	10%	5%
Score ID	Total Points	Adjusted Field Points	Attractor Score	Diabetes Score	Crash Score	Socioeconomic Score	Project Priority Score	School Score
186	**1162**	195	500	67	0	0	400	0
187	**1155**	88	1000	67	0	0	0	0
188	**1155**	88	1000	67	0	0	0	0
189	**1155**	588	500	67	0	0	0	0
190	**1154**	87	1000	67	0	0	0	0
191	**1145**	78	1000	67	0	0	0	0
192	**1145**	78	1000	67	0	0	0	0
193	**1145**	78	1000	67	0	0	0	0
194	**1145**	78	1000	67	0	0	0	0
195	**1145**	78	1000	67	0	0	0	0
196	**1145**	78	1000	67	0	0	0	0
197	**1126**	59	1000	67	0	0	0	0
198	**1126**	59	1000	67	0	0	0	0
199	**1126**	59	1000	67	0	0	0	0
200	**1120**	53	1000	67	0	0	0	0
201	**1111**	176	0	335	0	400	0	200
202	**1109**	174	0	335	0	400	0	200
203	**1109**	174	0	335	0	400	0	200
204	**1107**	40	1000	67	0	0	0	0
205	**1107**	40	1000	67	0	0	0	0
206	**1107**	40	1000	67	0	0	0	0
207	**1107**	40	1000	67	0	0	0	0
208	**1107**	40	1000	67	0	0	0	0
209	**1107**	40	1000	67	0	0	0	0
210	**1107**	40	1000	67	0	0	0	0
211	**1107**	40	1000	67	0	0	0	0
212	**1094**	27	1000	67	0	0	0	0
213	**1092**	157	0	335	0	400	0	200
214	**1082**	315	500	67	0	0	0	200
215	**1078**	311	500	67	0	0	0	200
216	**1075**	308	500	67	0	0	0	200
217	**1067**	0	1000	67	0	0	0	0
218	**1058**	491	500	67	0	0	0	0
219	**1056**	289	500	67	0	0	0	200
220	**1054**	287	500	67	0	0	0	200
221	**1053**	228	0	325	0	300	0	200
222	**1052**	117	0	335	0	400	0	200

Sweetwater Point Total

	100%	25%	25%	10%	15%	10%	10%	5%
Score ID	Total Points	Adjusted Field Points	Attractor Score	Diabetes Score	Crash Score	Socioeconomic Score	Project Priority Score	School Score
223	**1032**	97	0	335	0	400	0	200
224	**1027**	260	500	67	0	0	0	200
225	**1024**	199	0	325	0	300	0	200
226	**1015**	80	0	335	0	400	0	200
227	**1013**	78	0	335	0	400	0	200
228	**1013**	78	0	335	0	400	0	200
229	**1013**	78	0	335	0	400	0	200
230	**1013**	78	0	335	0	400	0	200
231	**1012**	245	500	67	0	0	0	200
232	**1004**	69	0	335	0	400	0	200
233	**1004**	237	500	67	0	0	0	200
234	**994**	59	0	335	0	400	0	200
235	**979**	212	500	67	0	0	0	200
236	**975**	40	0	335	0	400	0	200
237	**975**	40	0	335	0	400	0	200
238	**975**	40	0	335	0	400	0	200
239	**975**	40	0	335	0	400	0	200
240	**963**	138	0	325	0	300	0	200
241	**954**	287	0	67	0	0	400	200
242	**950**	325	0	325	0	300	0	0
243	**941**	174	500	67	0	0	0	200
244	**940**	273	0	67	0	0	400	200
245	**936**	169	500	67	0	0	0	200
246	**935**	368	500	67	0	0	0	0
247	**935**	0	0	335	0	400	0	200
248	**935**	0	0	335	0	400	0	200
249	**935**	0	0	335	0	400	0	200
250	**930**	163	500	67	0	0	0	200
251	**926**	159	500	67	0	0	0	200
252	**924**	99	0	325	0	300	0	200
253	**922**	155	500	67	0	0	0	200
254	**920**	153	500	67	0	0	0	200
255	**912**	287	0	325	0	300	0	0
256	**905**	138	500	67	0	0	0	200
257	**904**	137	500	67	0	0	0	200
258	**903**	78	0	325	0	300	0	200
259	**903**	78	0	325	0	300	0	200

Sweetwater Point Total

	100%	25%	25%	10%	15%	10%	10%	5%
Score ID	Total Points	Adjusted Field Points	Attractor Score	Diabetes Score	Crash Score	Socioeconomic Score	Project Priority Score	School Score
260	**903**	78	0	325	0	300	0	200
261	**903**	78	0	325	0	300	0	200
262	**903**	136	500	67	0	0	0	200
263	**894**	269	0	325	0	300	0	0
264	**894**	127	500	67	0	0	0	200
265	**886**	219	0	67	0	0	400	200
266	**885**	118	500	67	0	0	0	200
267	**884**	117	500	67	0	0	0	200
268	**873**	248	0	325	0	300	0	0
269	**872**	247	0	325	0	300	0	0
270	**869**	102	500	67	0	0	0	200
271	**865**	40	0	325	0	300	0	200
272	**864**	97	500	67	0	0	0	200
273	**864**	97	500	67	0	0	0	200
274	**864**	97	500	67	0	0	0	200
275	**864**	97	500	67	0	0	0	200
276	**855**	88	500	67	0	0	0	200
277	**855**	88	500	67	0	0	0	200
278	**854**	287	500	67	0	0	0	0
279	**845**	78	500	67	0	0	0	200
280	**845**	78	500	67	0	0	0	200
281	**837**	212	0	325	0	300	0	0
282	**834**	67	500	67	0	0	0	200
283	**833**	266	500	67	0	0	0	0
284	**830**	63	500	67	0	0	0	200
285	**825**	0	0	325	0	300	0	200
286	**825**	0	0	325	0	300	0	200
287	**825**	200	0	325	0	300	0	0
288	**819**	52	500	67	0	0	0	200
289	**813**	188	0	325	0	300	0	0
290	**802**	235	500	67	0	0	0	0
291	**799**	174	0	325	0	300	0	0
292	**798**	31	500	67	0	0	0	200
293	**797**	230	500	67	0	0	0	0
294	**795**	228	500	67	0	0	0	0
295	**782**	15	500	67	0	0	0	200
296	**780**	155	0	325	0	300	0	0

Sweetwater Point Total

	100%	25%	25%	10%	15%	10%	10%	5%
Score ID	Total Points	Adjusted Field Points	Attractor Score	Diabetes Score	Crash Score	Socioeconomic Score	Project Priority Score	School Score
297	**780**	155	0	325	0	300	0	0
298	**780**	155	0	325	0	300	0	0
299	**763**	138	0	325	0	300	0	0
300	**762**	195	500	67	0	0	0	0
301	**761**	136	0	325	0	300	0	0
302	**750**	125	0	325	0	300	0	0
303	**748**	181	500	67	0	0	0	0
304	**745**	178	500	67	0	0	0	0
305	**743**	76	0	67	0	0	400	200
306	**742**	117	0	325	0	300	0	0
307	**742**	117	0	325	0	300	0	0
308	**741**	174	500	67	0	0	0	0
309	**741**	174	500	67	0	0	0	0
310	**722**	97	0	325	0	300	0	0
311	**722**	97	0	325	0	300	0	0
312	**722**	97	0	325	0	300	0	0
313	**722**	155	500	67	0	0	0	0
314	**712**	45	0	67	0	0	400	200
315	**707**	40	0	67	0	0	400	200
316	**703**	78	0	325	0	300	0	0
317	**703**	78	0	325	0	300	0	0
318	**703**	136	500	67	0	0	0	0
319	**691**	24	0	67	0	0	400	200
320	**689**	64	0	325	0	300	0	0
321	**684**	59	0	325	0	300	0	0
322	**684**	117	500	67	0	0	0	0
323	**684**	117	500	67	0	0	0	0
324	**666**	99	500	67	0	0	0	0
325	**665**	40	0	325	0	300	0	0
326	**665**	40	0	325	0	300	0	0
327	**665**	40	0	325	0	300	0	0
328	**665**	40	0	325	0	300	0	0
329	**665**	40	0	325	0	300	0	0
330	**665**	40	0	325	0	300	0	0
331	**665**	40	0	325	0	300	0	0
332	**665**	40	0	325	0	300	0	0
333	**664**	97	500	67	0	0	0	0

Sweetwater Point Total

	100%	25%	25%	10%	15%	10%	10%	5%
Score ID	Total Points	Adjusted Field Points	Attractor Score	Diabetes Score	Crash Score	Socioeconomic Score	Project Priority Score	School Score
334	**664**	97	500	67	0	0	0	0
335	**664**	97	500	67	0	0	0	0
336	**664**	97	500	67	0	0	0	0
337	**653**	386	0	67	0	0	0	200
338	**650**	383	0	67	0	0	0	200
339	**646**	379	0	67	0	0	0	200
340	**645**	78	500	67	0	0	0	0
341	**645**	78	500	67	0	0	0	0
342	**645**	78	500	67	0	0	0	0
343	**645**	78	500	67	0	0	0	0
344	**630**	63	500	67	0	0	0	0
345	**628**	61	500	67	0	0	0	0
346	**626**	59	500	67	0	0	0	0
347	**625**	0	0	325	0	300	0	0
348	**625**	0	0	325	0	300	0	0
349	**625**	0	0	325	0	300	0	0
350	**625**	0	0	325	0	300	0	0
351	**618**	351	0	67	0	0	0	200
352	**617**	350	0	67	0	0	0	200
353	**607**	40	500	67	0	0	0	0
354	**607**	40	500	67	0	0	0	0
355	**606**	539	0	67	0	0	0	0
356	**603**	36	500	67	0	0	0	0
357	**603**	36	500	67	0	0	0	0
358	**580**	13	500	67	0	0	0	0
359	**579**	312	0	67	0	0	0	200
360	**578**	11	500	67	0	0	0	0
361	**566**	299	0	67	0	0	0	200
362	**561**	294	0	67	0	0	0	200
363	**557**	290	0	67	0	0	0	200
364	**552**	285	0	67	0	0	0	200
365	**531**	264	0	67	0	0	0	200
366	**516**	249	0	67	0	0	0	200
367	**507**	240	0	67	0	0	0	200
368	**489**	222	0	67	0	0	0	200
369	**487**	220	0	67	0	0	0	200
370	**481**	214	0	67	0	0	0	200

Sweetwater Point Total

	100%	25%	25%	10%	15%	10%	10%	5%
Score ID	Total Points	Adjusted Field Points	Attractor Score	Diabetes Score	Crash Score	Socioeconomic Score	Project Priority Score	School Score
371	**479**	212	0	67	0	0	0	200
372	**455**	188	0	67	0	0	0	200
373	**453**	186	0	67	0	0	0	200
374	**444**	177	0	67	0	0	0	200
375	**441**	174	0	67	0	0	0	200
376	**441**	174	0	67	0	0	0	200
377	**409**	142	0	67	0	0	0	200
378	**404**	137	0	67	0	0	0	200
379	**403**	136	0	67	0	0	0	200
380	**403**	136	0	67	0	0	0	200
381	**403**	136	0	67	0	0	0	200
382	**401**	134	0	67	0	0	0	200
383	**384**	117	0	67	0	0	0	200
384	**384**	117	0	67	0	0	0	200
385	**384**	117	0	67	0	0	0	200
386	**384**	117	0	67	0	0	0	200
387	**384**	117	0	67	0	0	0	200
388	**380**	113	0	67	0	0	0	200
389	**380**	313	0	67	0	0	0	0
390	**379**	112	0	67	0	0	0	200
391	**375**	108	0	67	0	0	0	200
392	**364**	97	0	67	0	0	0	200
393	**364**	97	0	67	0	0	0	200
394	**364**	97	0	67	0	0	0	200
395	**364**	97	0	67	0	0	0	200
396	**359**	292	0	67	0	0	0	0
397	**359**	92	0	67	0	0	0	200
398	**357**	290	0	67	0	0	0	0
399	**355**	288	0	67	0	0	0	0
400	**355**	88	0	67	0	0	0	200
401	**354**	287	0	67	0	0	0	0
402	**345**	78	0	67	0	0	0	200
403	**345**	78	0	67	0	0	0	200
404	**345**	78	0	67	0	0	0	200
405	**345**	78	0	67	0	0	0	200
406	**345**	78	0	67	0	0	0	200
407	**345**	78	0	67	0	0	0	200

Sweetwater Point Total

	100%	25%	25%	10%	15%	10%	10%	5%
Score ID	Total Points	Adjusted Field Points	Attractor Score	Diabetes Score	Crash Score	Socioeconomic Score	Project Priority Score	School Score
408	**345**	78	0	67	0	0	0	200
409	**345**	78	0	67	0	0	0	200
410	**343**	76	0	67	0	0	0	200
411	**343**	76	0	67	0	0	0	200
412	**340**	73	0	67	0	0	0	200
413	**337**	70	0	67	0	0	0	200
414	**336**	69	0	67	0	0	0	200
415	**335**	268	0	67	0	0	0	0
416	**335**	268	0	67	0	0	0	0
417	**333**	266	0	67	0	0	0	0
418	**326**	59	0	67	0	0	0	200
419	**318**	51	0	67	0	0	0	200
420	**307**	40	0	67	0	0	0	200
421	**307**	40	0	67	0	0	0	200
422	**307**	40	0	67	0	0	0	200
423	**305**	38	0	67	0	0	0	200
424	**303**	36	0	67	0	0	0	200
425	**295**	228	0	67	0	0	0	0
426	**295**	228	0	67	0	0	0	0
427	**295**	228	0	67	0	0	0	0
428	**280**	13	0	67	0	0	0	200
429	**275**	208	0	67	0	0	0	0
430	**275**	208	0	67	0	0	0	0
431	**267**	0	0	67	0	0	0	200
432	**267**	0	0	67	0	0	0	200
433	**267**	0	0	67	0	0	0	200
434	**267**	0	0	67	0	0	0	200
435	**267**	0	0	67	0	0	0	200
436	**263**	196	0	67	0	0	0	0
437	**259**	192	0	67	0	0	0	0
438	**252**	185	0	67	0	0	0	0
439	**230**	163	0	67	0	0	0	0
440	**224**	157	0	67	0	0	0	0
441	**222**	155	0	67	0	0	0	0
442	**219**	152	0	67	0	0	0	0
443	**215**	148	0	67	0	0	0	0
444	**205**	138	0	67	0	0	0	0

Sweetwater Point Total

	100%	25%	25%	10%	15%	10%	10%	5%
Score ID	Total Points	Adjusted Field Points	Attractor Score	Diabetes Score	Crash Score	Socioeconomic Score	Project Priority Score	School Score
445	**204**	137	0	67	0	0	0	0
446	**203**	136	0	67	0	0	0	0
447	**196**	129	0	67	0	0	0	0
448	**184**	117	0	67	0	0	0	0
449	**184**	117	0	67	0	0	0	0
450	**184**	117	0	67	0	0	0	0
451	**176**	109	0	67	0	0	0	0
452	**175**	108	0	67	0	0	0	0
453	**173**	106	0	67	0	0	0	0
454	**173**	106	0	67	0	0	0	0
455	**171**	104	0	67	0	0	0	0
456	**164**	97	0	67	0	0	0	0
457	**164**	97	0	67	0	0	0	0
458	**164**	97	0	67	0	0	0	0
459	**164**	97	0	67	0	0	0	0
460	**164**	97	0	67	0	0	0	0
461	**158**	91	0	67	0	0	0	0
462	**150**	83	0	67	0	0	0	0
463	**147**	80	0	67	0	0	0	0
464	**145**	78	0	67	0	0	0	0
465	**145**	78	0	67	0	0	0	0
466	**145**	78	0	67	0	0	0	0
467	**145**	78	0	67	0	0	0	0
468	**145**	78	0	67	0	0	0	0
469	**145**	78	0	67	0	0	0	0
470	**145**	78	0	67	0	0	0	0
471	**126**	59	0	67	0	0	0	0
472	**126**	59	0	67	0	0	0	0
473	**126**	59	0	67	0	0	0	0
474	**126**	59	0	67	0	0	0	0
475	**126**	59	0	67	0	0	0	0
476	**126**	59	0	67	0	0	0	0
477	**126**	59	0	67	0	0	0	0
478	**110**	43	0	67	0	0	0	0
479	**107**	40	0	67	0	0	0	0
480	**107**	40	0	67	0	0	0	0
481	**107**	40	0	67	0	0	0	0

Sweetwater Point Total

	100%	25%	25%	10%	15%	10%	10%	5%
Score ID	**Total Points**	**Adjusted Field Points**	**Attractor Score**	**Diabetes Score**	**Crash Score**	**Socioeconomic Score**	**Project Priority Score**	**School Score**
482	**107**	40	0	67	0	0	0	0
483	**107**	40	0	67	0	0	0	0
484	**107**	40	0	67	0	0	0	0
485	**107**	40	0	67	0	0	0	0
486	**107**	40	0	67	0	0	0	0
487	**107**	40	0	67	0	0	0	0
488	**107**	40	0	67	0	0	0	0
489	**107**	40	0	67	0	0	0	0
490	**107**	40	0	67	0	0	0	0
491	**107**	40	0	67	0	0	0	0
492	**107**	40	0	67	0	0	0	0
493	**107**	40	0	67	0	0	0	0
494	**83**	16	0	67	0	0	0	0
495	**78**	11	0	67	0	0	0	0
496	**78**	11	0	67	0	0	0	0
497	**67**	0	0	67	0	0	0	0
498	**67**	0	0	67	0	0	0	0
499	**67**	0	0	67	0	0	0	0

This page intentionally left blank

Valle De Oro

PGA Results

This page intentionally left blank

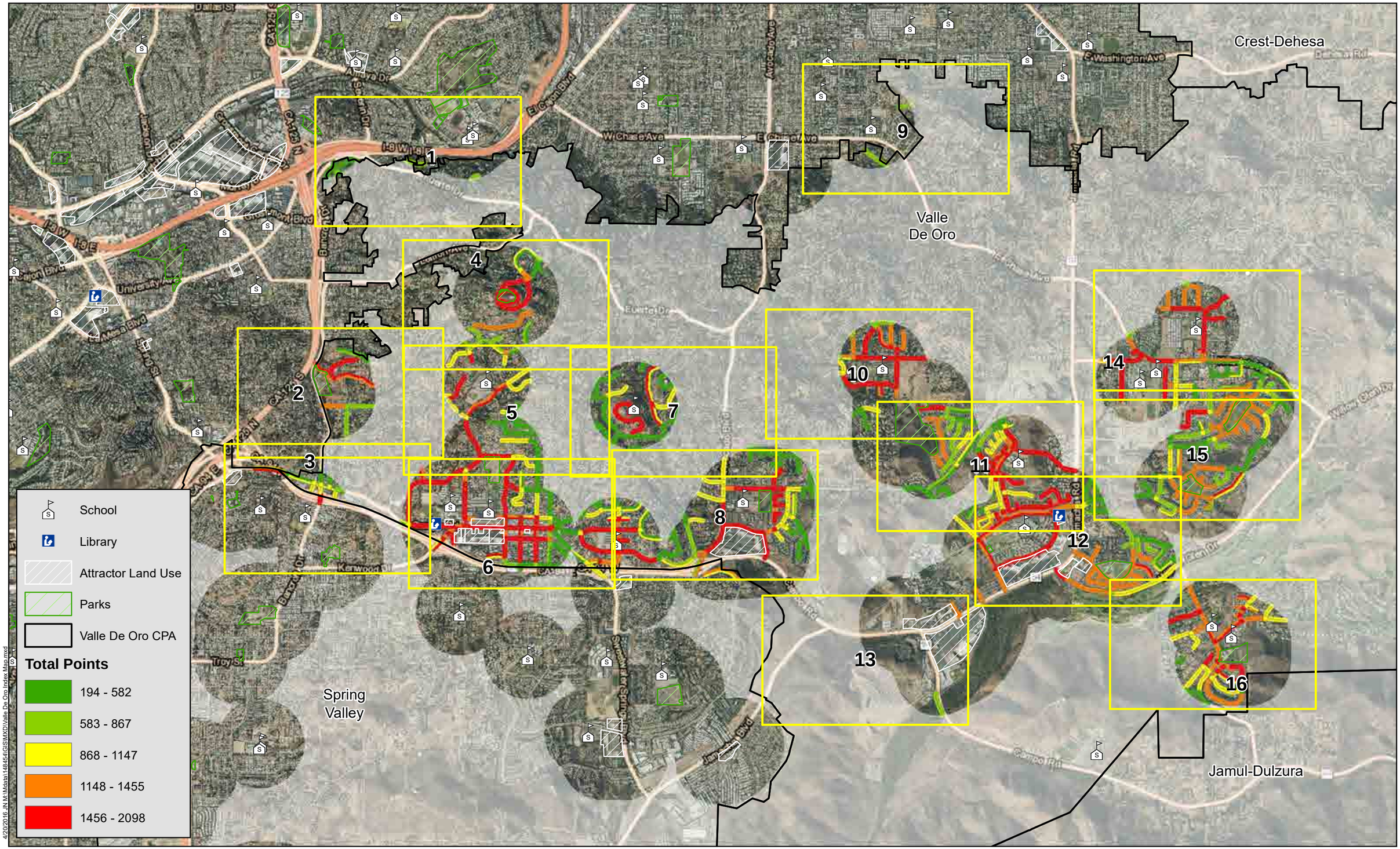

Michael Baker INTERNATIONAL

0 2,000 4,000 8,000 Feet

Source: San Diego County, SANDAG, SanGIS, Eagle Aerial, ESRI

San Diego County ATP

Valle De Oro PGA

Index Map



Michael Baker INTERNATIONAL

San Diego County ATP

Valle De Oro PGA

Map 1

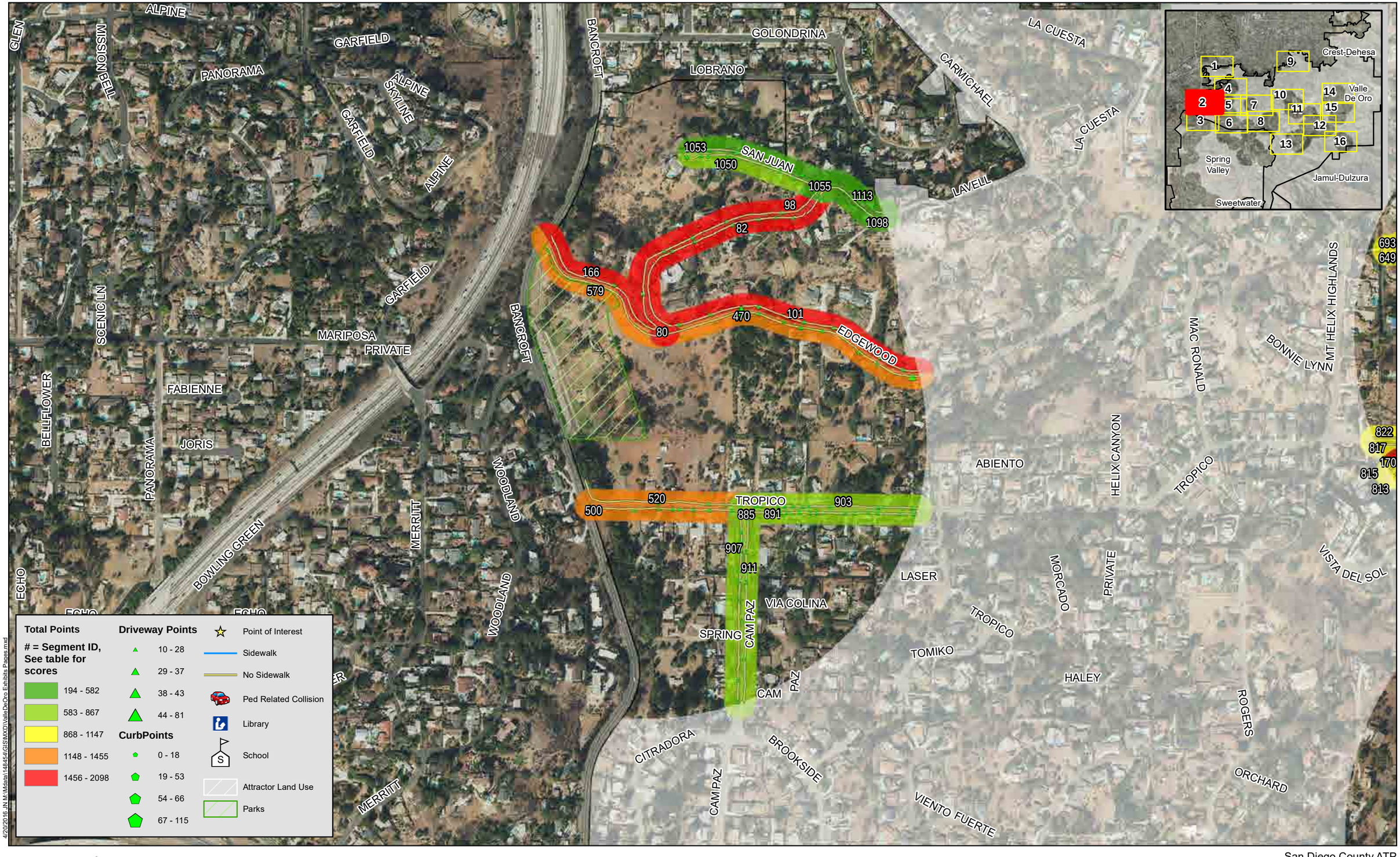

Michael Baker INTERNATIONAL

0 250 500 1,000 Feet

Source: San Diego County, SANDAG, SanGIS, Eagle Aerial, ESRI

San Diego County ATP

Valle De Oro PGA

Map 2

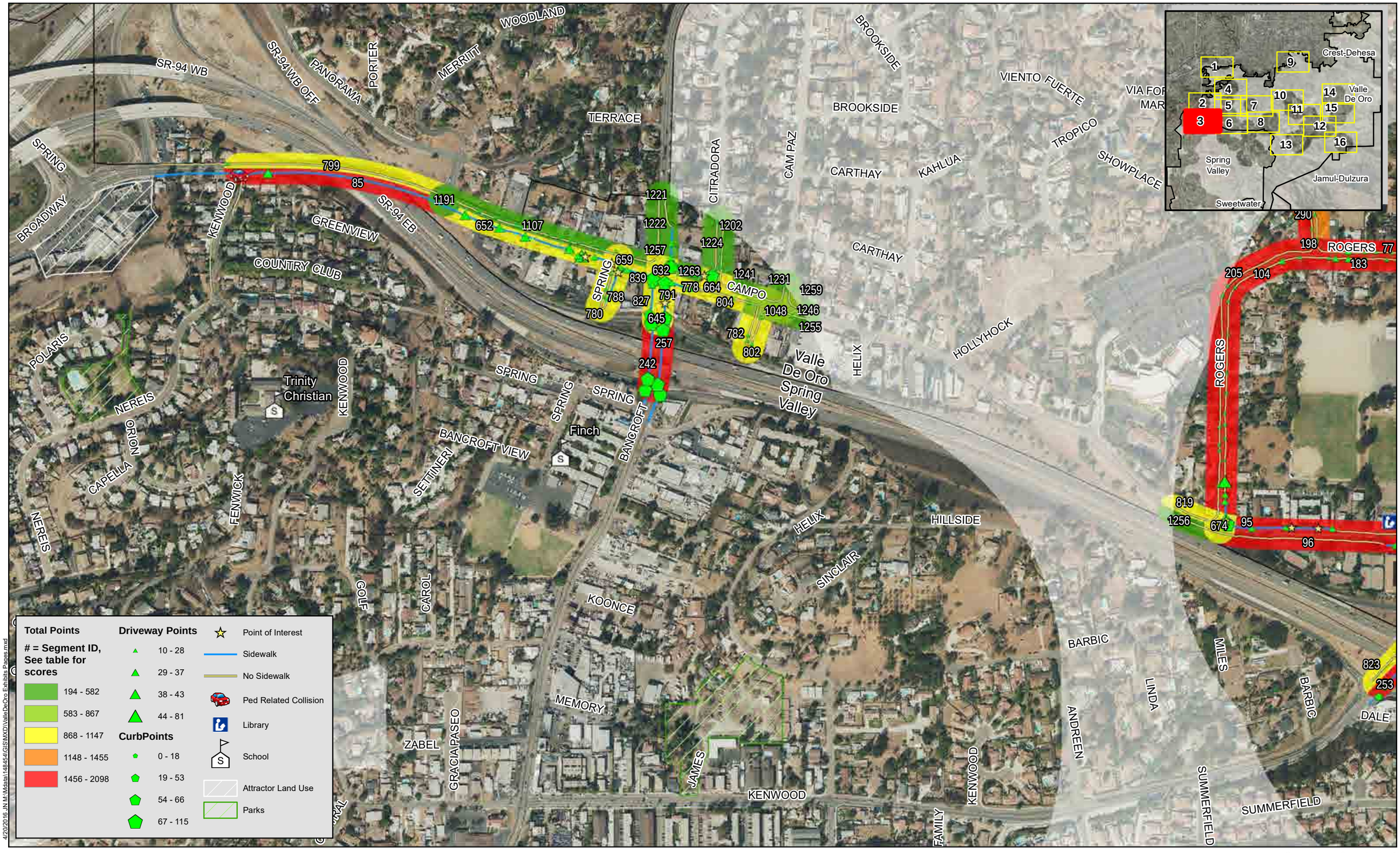

4/20/2016 JN M:\Mdata\148454\GIS\MXD\ValleDeOro Exhibits Pages.mxd

Michael Baker INTERNATIONAL

0 250 500 1,000 Feet

Source: San Diego County, SANDAG, SanGIS, Eagle Aerial, ESRI

San Diego County ATP

Valle De Oro PGA

Map 3

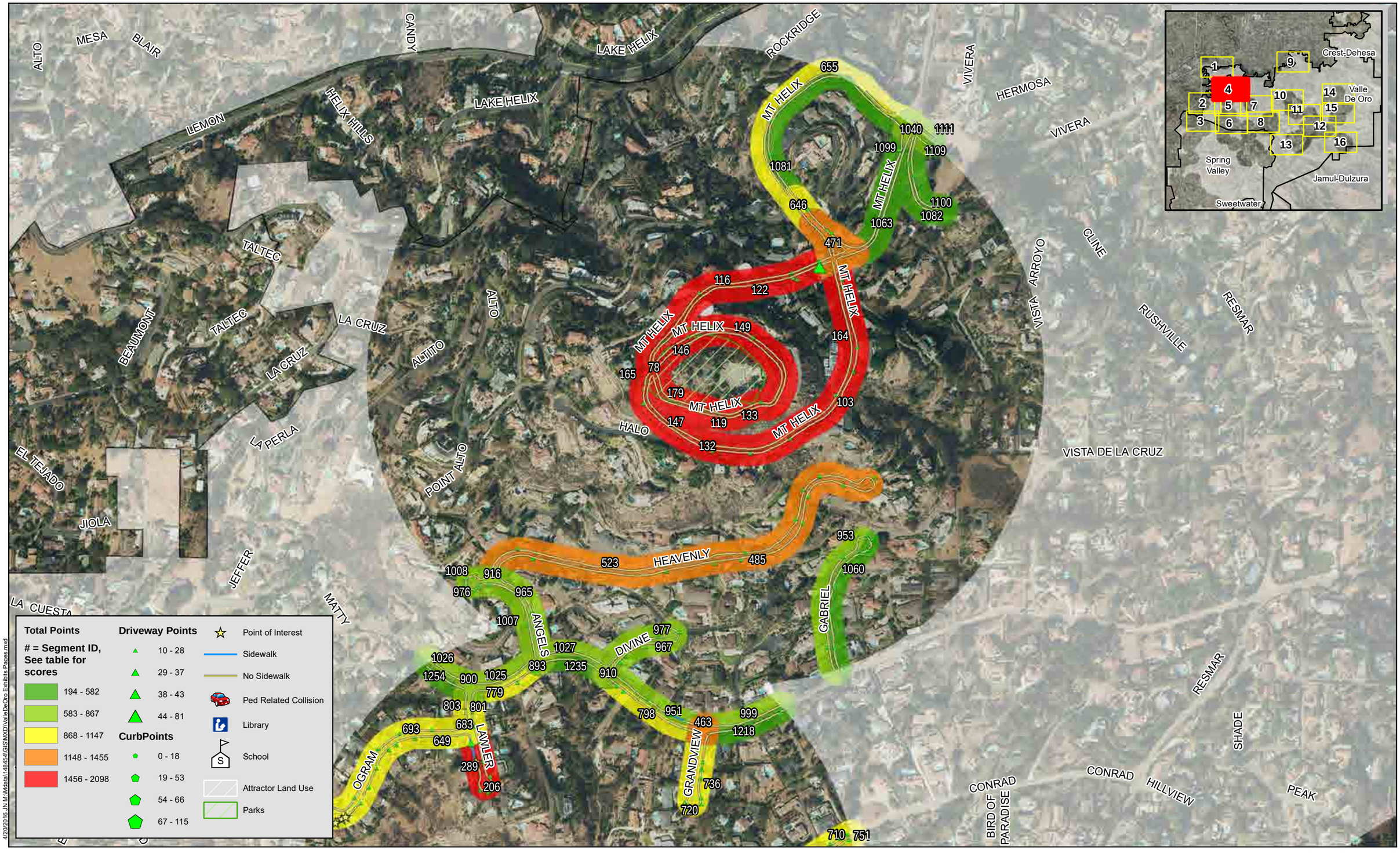

Total Points

 # = Segment ID, See table for scores

194 - 582
583 - 867
868 - 1147
1148 - 1455
1456 - 2098

Driveway Points

10 - 28
29 - 37
38 - 43
44 - 81

CurbPoints

0 - 18
19 - 53
54 - 66
67 - 115

- Point of Interest
- Sidewalk
- No Sidewalk
- Ped Related Collision
- Library
- School
- Attractor Land Use
- Parks

4/20/2016 J:\N:\Mdata\148454\GIS\MXD\Valle\DeOro Exhibits Pages.mxd

Michael Baker INTERNATIONAL

0 250 500 1,000 Feet

Source: San Diego County, SANDAG, SanGIS, Eagle Aerial, ESRI

San Diego County ATP

Valle De Oro PGA

Map 4

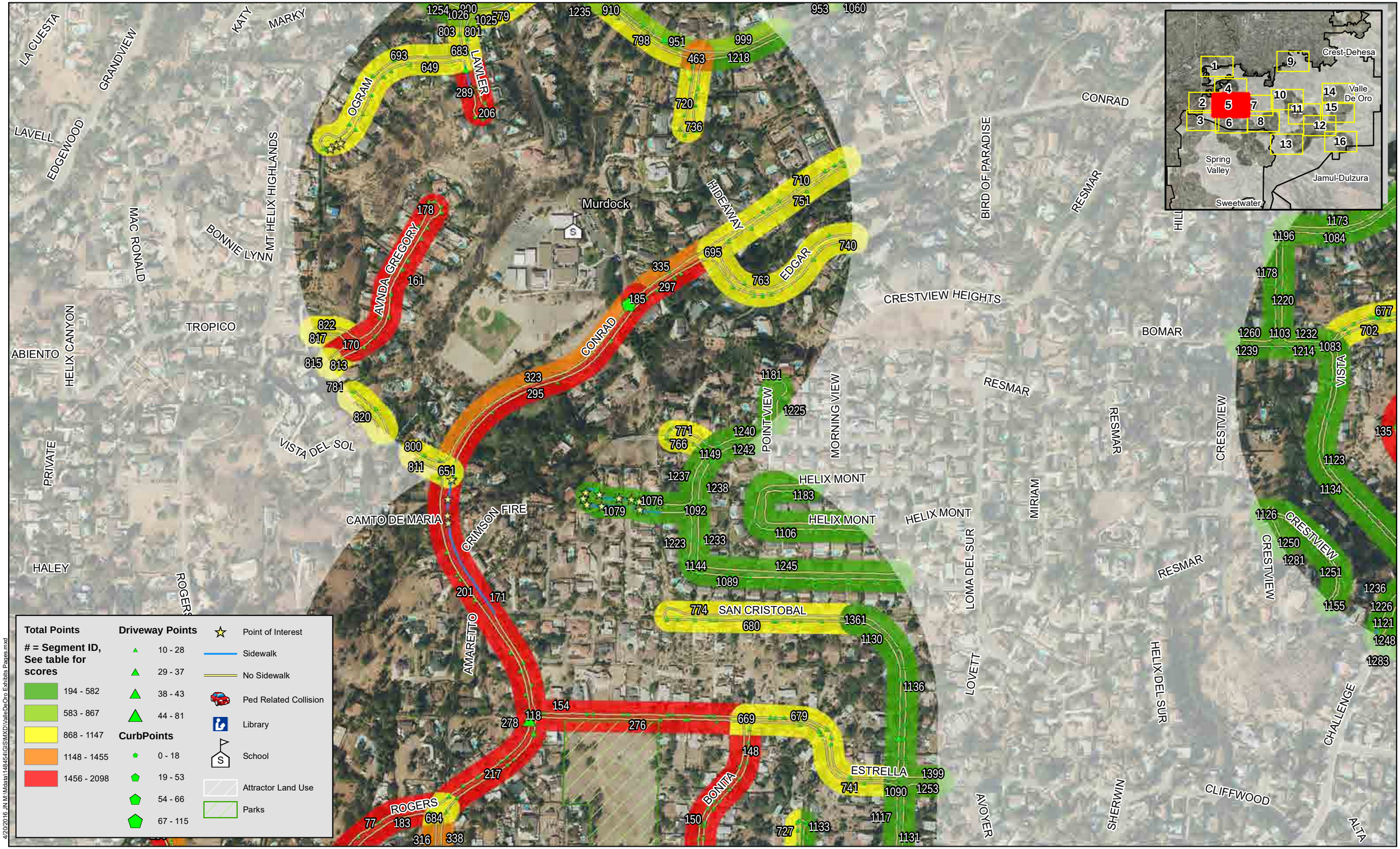

4/20/2016 J:\N:\Mdata\148454\GIS\MXD\ValleDeOro Exhibits Pages.mxd

Michael Baker INTERNATIONAL

0 250 500 1,000 Feet

Source: San Diego County, SANDAG, SanGIS, Eagle Aerial, ESRI

San Diego County ATP

Valle De Oro PGA

Map 5

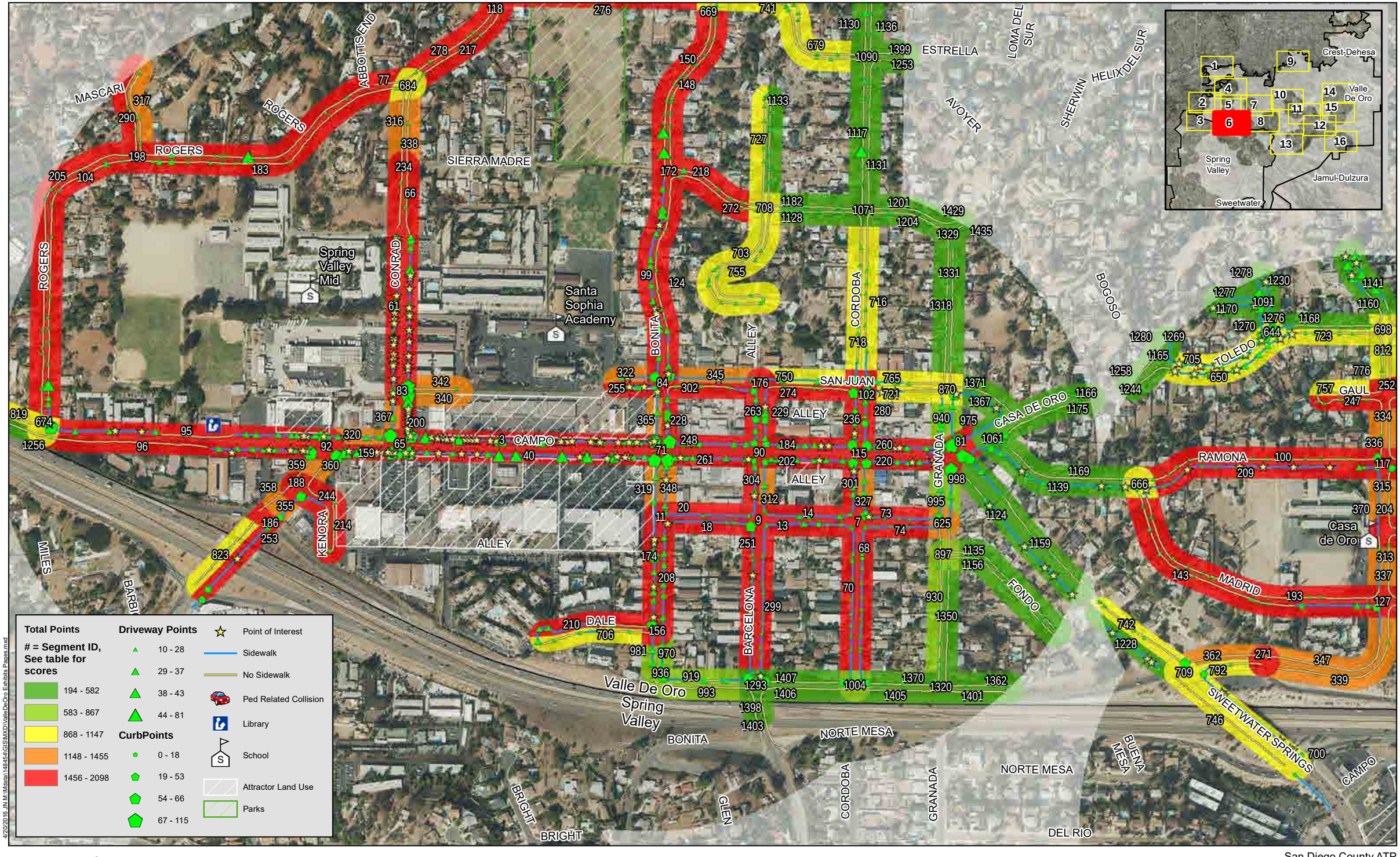

Michael Baker INTERNATIONAL

0 250 500 1,000 Feet

Source: San Diego County, SANDAG, SanGIS, Eagle Aerial, ESRI

San Diego County ATP

Valle De Oro PGA

Map 6

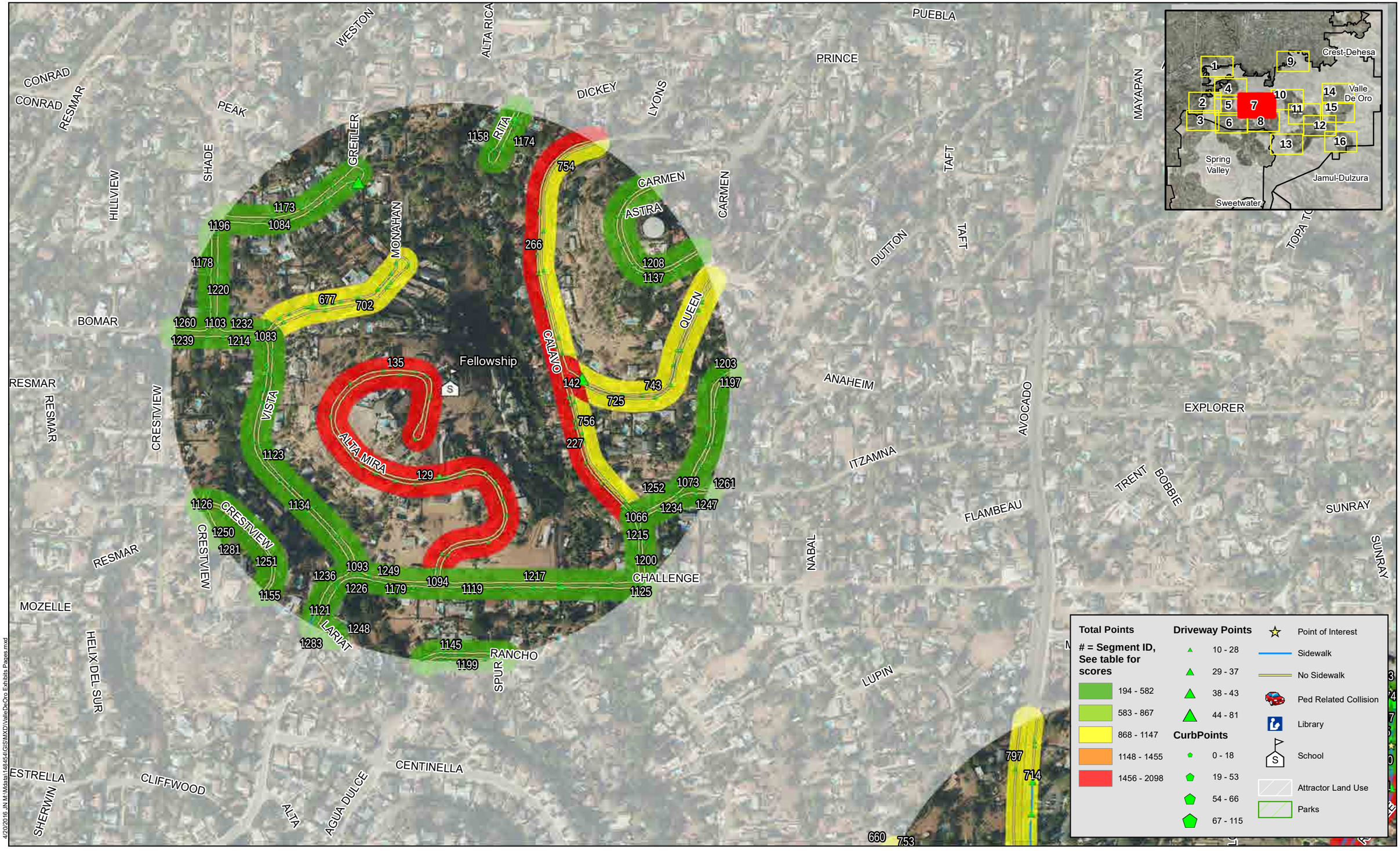
CONRAD
CONRAD
RESMAR
PEAK
WESTON
ALTA RICA
DICKEY
LYONS
PRINCE
PUEBLA
MAYAPAN
HILLVIEW
SHADE
GRETTLER
MONAHAN
RITA
1158
1174
754
CARMEN
ASTRA
CARMEN
TAFT
DUTTON
TAFT
TOPA TO
1173
1196
1084
1178
1220
677
702
266
1208
1137
QUEEN
BOMAR
1260
1103
1232
1239
1214
1083
135
Fellowship
CALAVO
1203
1197
142
743
725
RESMAR
RESMAR
CRESTVIEW
VISTA
ALTA MIRA
756
227
ANAHEIM
AVOCADO
EXPLORER
ITZAMNA
1123
129
1252
1073
1261
1234
1247
1066
1215
1200
TRENT
BOBBIE
SUNRAY
FLAMBEAU
1126
CRESTVIEW
1134
1250
1281
CRESTVIEW
1251
RESMAR
1236
1093
1249
1226
1179
1094
1119
1217
CHALLENGE
1125
1155
NABAL
SUNRAY
MOZELLE
1121
LARIAT
1248
1283
1145
RANCHO
1199
SPUR
HELIX DEL SUR
LUPIN
797
714
ESTRELLA
CLIFFWOOD
CENTINELLA
SHERWIN
ALTA
AGUA DULCE
660
753
Crest-Dehesa
Valle
De Oro
Spring
Valley
Jamul-Dulzura
Sweetwater
1
2
3
4
5
6
7
8
9
10
11
12
13
14
15
16
Total Points
= Segment ID, See table for scores
194 - 582
583 - 867
868 - 1147
1148 - 1455
1456 - 2098
Driveway Points
10 - 28
29 - 37
38 - 43
44 - 81
CurbPoints
0 - 18
19 - 53
54 - 66
67 - 115
Point of Interest
Sidewalk
No Sidewalk
Ped Related Collision
Library
School
Attractor Land Use
Parks
4/20/2016 J:\N:\Mdata\148454\GIS\MXD\ValleDeOro Exhibits Peres.mxd
0
250
500
1,000
Feet
Source: San Diego County, SANDAG, SanGIS, Eagle Aerial, ESRI
Michael Baker
INTERNATIONAL
San Diego County ATP
Valle De Oro PGA
Map 7

Total Points

 # = Segment ID, See table for scores

- 194 - 582
- 583 - 867
- 868 - 1147
- 1148 - 1455
- 1456 - 2098

Driveway Points

- 10 - 28
- 29 - 37
- 38 - 43
- 44 - 81

CurbPoints

- 0 - 18
- 19 - 53
- 54 - 66
- 67 - 115

- Point of Interest
- Sidewalk
- No Sidewalk
- Ped Related Collision
- Library
- School
- Attractor Land Use
- Parks

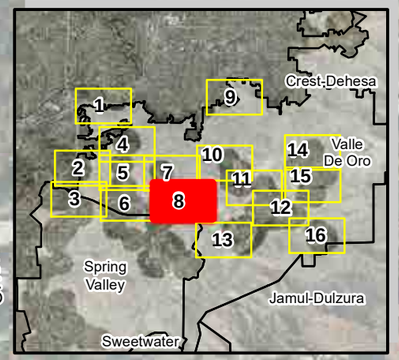

LUPIN
NABAL
RANCHO
CARPENTER
LORRAINE ANN
CALLE VERDE
VISTA
MARS
NEW MORNING
LALANI
PALM TREE
FURY
PASEO ZUNIGA
PASEO SEQUEROS
Avocado
AVOCADO SCHOOL
AVNDA JOHANNA
PASEO CASTANADA
VIA ESCUDA
EL CANTO
CALAVO
LOUISA
TOLEDO
AGUA DULCE
GAUL
PINTO
OLIVERA
RAMONA
SAN VICENTE
Casa de Oro
MADRID
Valle De Oro
Spring Valley
CAMPO
DEL RIO
YBARRA
VIA MERCADO
PASEO SALAMONER
VIA PALMA

4/20/2016 JN M:\Mdata\148454\GIS\MXD\ValleDeOro Exhibits Pages.mxd

Michael Baker INTERNATIONAL

0 250 500 1,000 Feet

Source: San Diego County, SANDAG, SanGIS, Eagle Aerial, ESRI

San Diego County ATP

Valle De Oro PGA

Map 8



San Diego County ATP

Valle De Oro PGA

Map 9

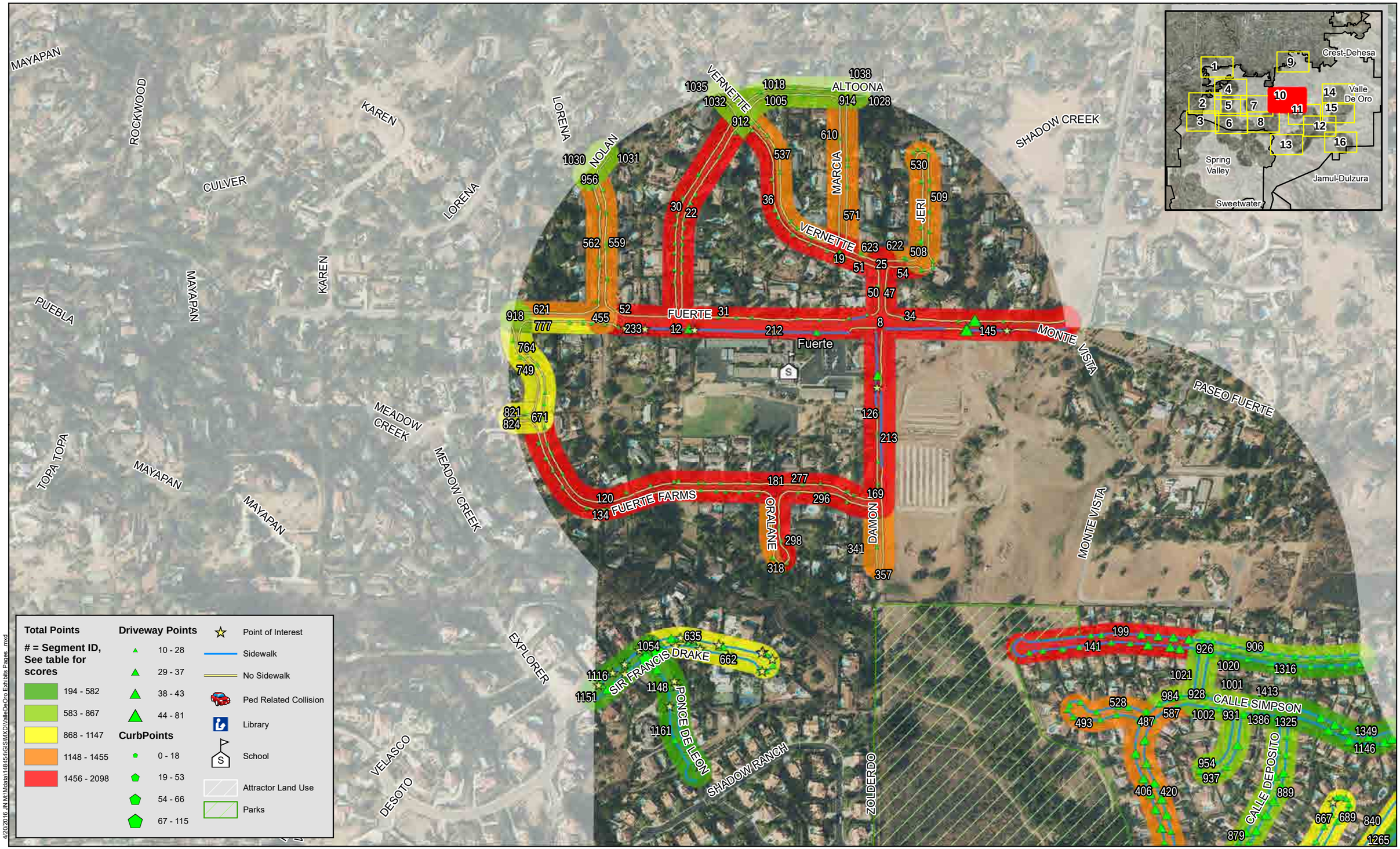

Michael Baker INTERNATIONAL

0 250 500 1,000 Feet

Source: San Diego County, SANDAG, SanGIS, Eagle Aerial, ESRI

San Diego County ATP

Valle De Oro PGA

Map 10

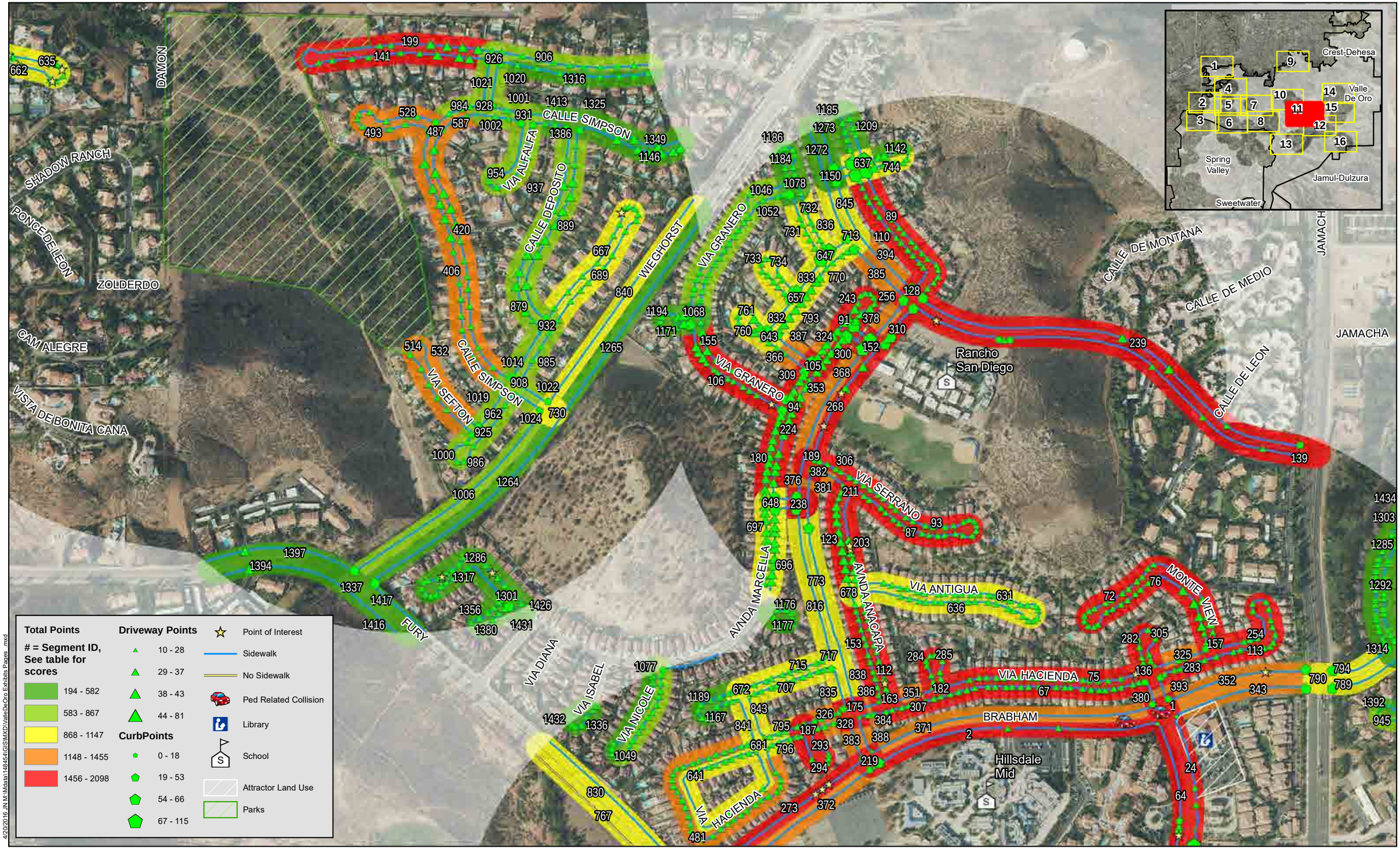

4/20/2016 JN:M:\Mdata\148454\GIS\MXD\ValleDeOro Exhibits Pages .mxd

Michael Baker INTERNATIONAL

0 250 500 1,000 Feet

Source: San Diego County, SANDAG, SanGIS, Eagle Aerial, ESRI

San Diego County ATP

Valle De Oro PGA

Map 11

Total Points

 # = Segment ID, See table for scores

- 194 - 582
- 583 - 867
- 868 - 1147
- 1148 - 1455
- 1456 - 2098

Driveway Points

- 10 - 28
- 29 - 37
- 38 - 43
- 44 - 81

CurbPoints

- 0 - 18
- 19 - 53
- 54 - 66
- 67 - 115

- Point of Interest
- Sidewalk
- No Sidewalk
- Ped Related Collision
- Library
- School
- Attractor Land Use
- Parks

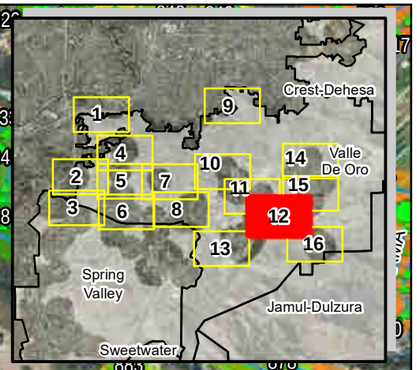

4/20/2016 J:\N:\Mdata\148454\GIS\MXD\ValleDeOro Exhibits Pages .mxd

Michael Baker INTERNATIONAL

0 250 500 1,000 Feet

Source: San Diego County, SANDAG, SanGIS, Eagle Aerial, ESRI

San Diego County ATP

Valle De Oro PGA

Map 12



4/20/2016 JN M:\Mdata\148454\GIS\MXD\ValleDeOro Exhibits Pages_1.mxd

Michael Baker INTERNATIONAL

0 250 500 1,000 Feet

Source: San Diego County, SANDAG, SanGIS, Eagle Aerial, ESRI

San Diego County ATP

Valle De Oro PGA

Map 13

Total Points

 # = Segment ID, See table for scores

- 194 - 582
- 583 - 867
- 868 - 1147
- 1148 - 1455
- 1456 - 2098

Driveway Points

- 10 - 28
- 29 - 37
- 38 - 43
- 44 - 81

CurbPoints

- 0 - 18
- 19 - 53
- 54 - 66
- 67 - 115

- Point of Interest
- Sidewalk
- No Sidewalk
- Ped Related Collision
- Library
- School
- Attractor Land Use
- Parks

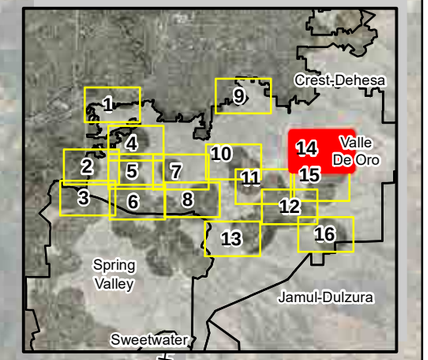

4/20/2016 J:\M:\Mdata\14845-6\GIS\MXD\ValleDeOro Exhibits Pages_1.mxd

Michael Baker INTERNATIONAL

0 250 500 1,000 Feet

Source: San Diego County, SANDAG, SanGIS, Eagle Aerial, ESRI

San Diego County ATP

Valle De Oro PGA

Map 14

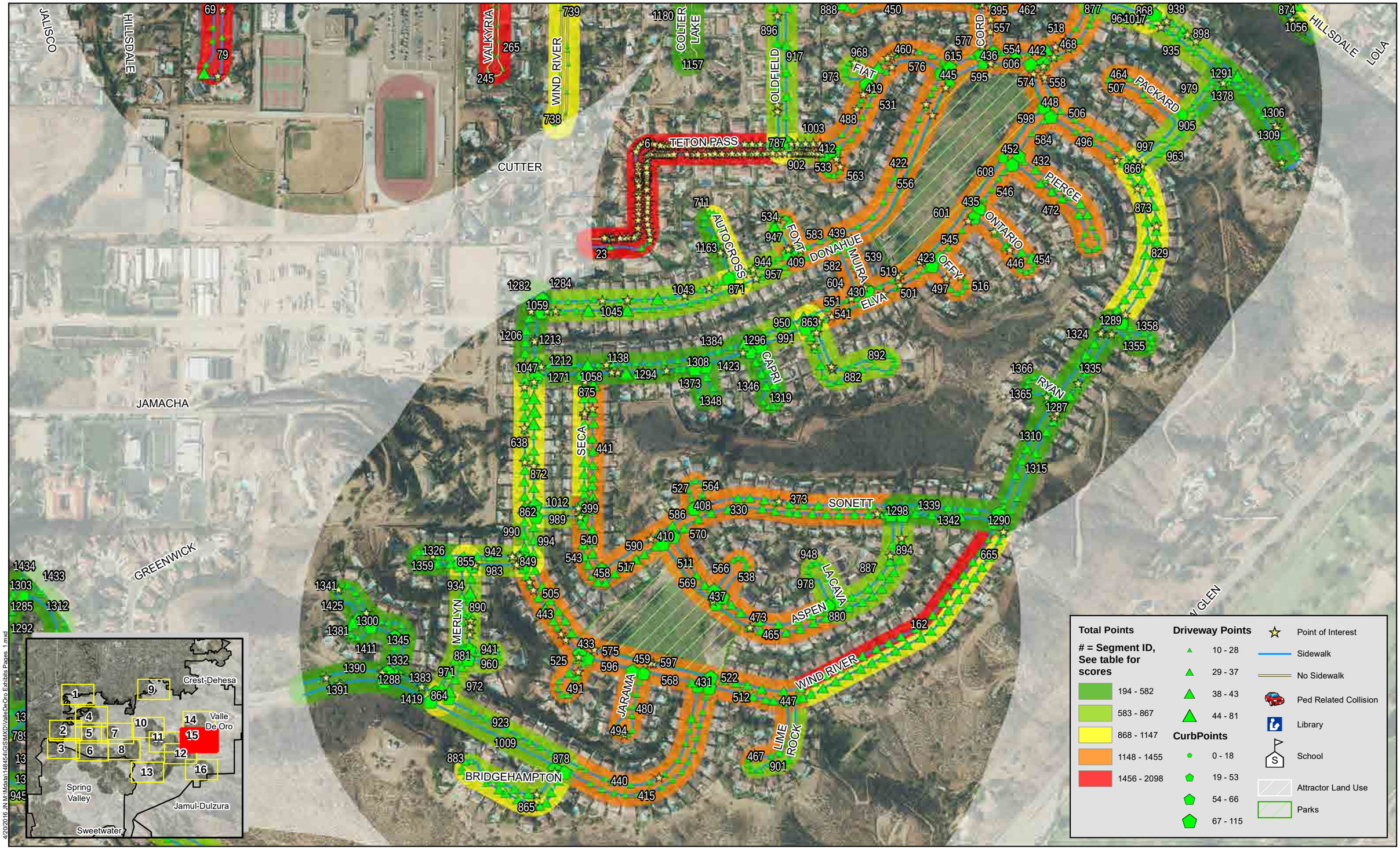

4/20/2016 J:\MXD\data\14845-6\GIS\MXD\ValleDeOro Exhibits Pages_1.mxd

Michael Baker INTERNATIONAL

0 250 500 1,000 Feet

Source: San Diego County, SANDAG, SanGIS, Eagle Aerial, ESRI

San Diego County ATP

Valle De Oro PGA

Map 15

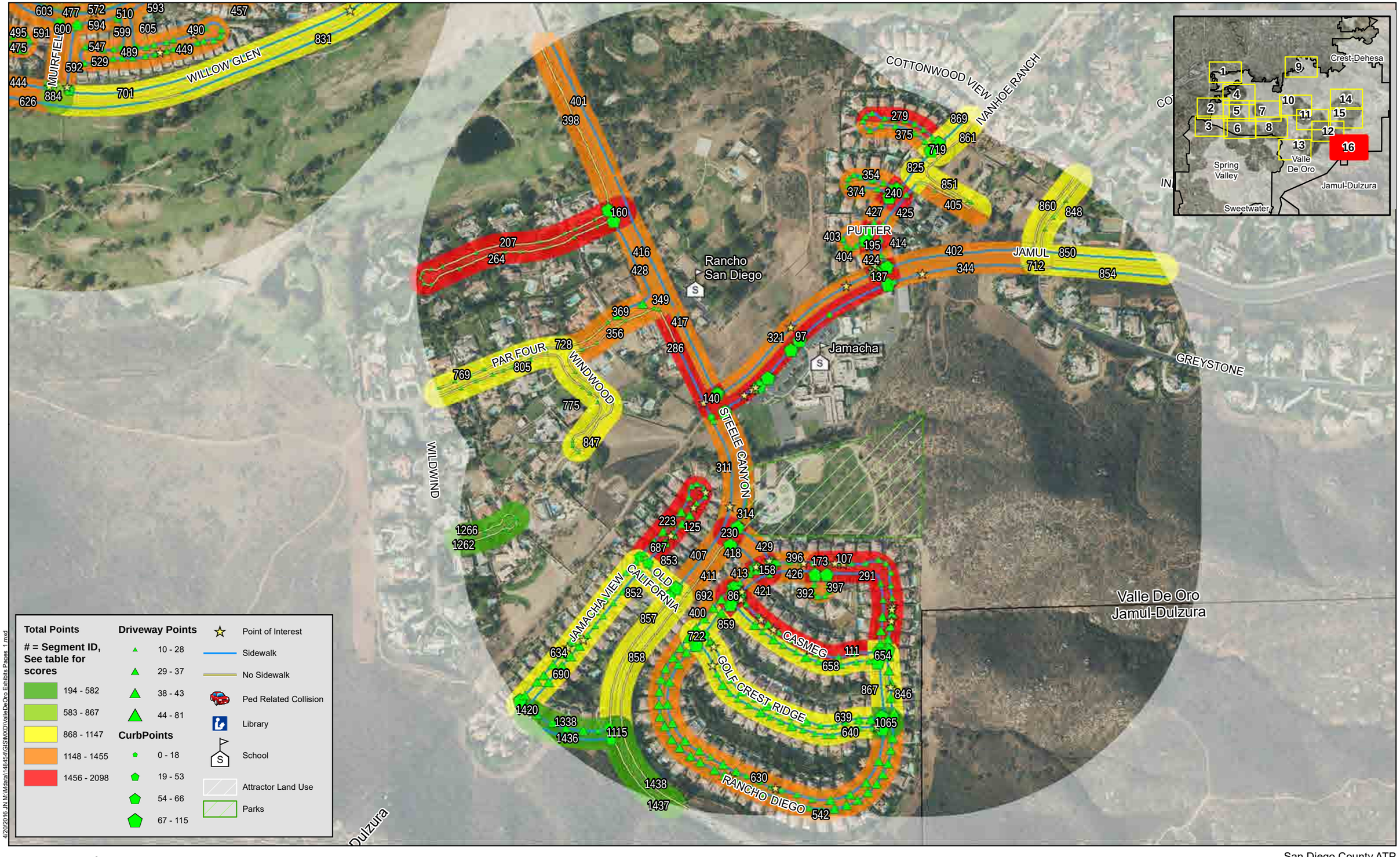
MUIRFIELD
WILLOW GLEN
COTTONWOOD VIEW
IVANHOE RANCH
PUTTER
JAMUL
PAR FOUR
WINDWOOD
STEELE CANYON
GREYSTONE
JAMACHA VIEW
OLD CALIFORNIA
CASMEG
GOLF CREST RIDGE
RANCHO DIEGO
WILDWIND
Rancho San Diego
Jamacha
Valle De Oro
Jamul-Dulzura
Crest-Dehesa
Spring Valley
Sweetwater
Total Points
= Segment ID, See table for scores
194 - 582
583 - 867
868 - 1147
1148 - 1455
1456 - 2098
Driveway Points
10 - 28
29 - 37
38 - 43
44 - 81
CurbPoints
0 - 18
19 - 53
54 - 66
67 - 115
Point of Interest
Sidewalk
No Sidewalk
Ped Related Collision
Library
School
Attractor Land Use
Parks
4/20/2016 JN M:\Mdata\14845-6\GIS\MXD\ValleDeOro Exhibits Pages_1.mxd
0 250 500 1,000 Feet
Source: San Diego County, SANDAG, SanGIS, Eagle Aerial, ESRI
Michael Baker INTERNATIONAL
San Diego County ATP
Valle De Oro PGA
Map 16

Valle De Oro Point Total

	100%	25%	25%	10%	15%	10%	10%	5%
Score ID	Total Points	Adjusted Field Points	Attractor Score	Diabetes Score	Crash Score	Socioeconomic Score	Project Priority Score	School Score
1	**2098**	78	1000	220	600	0	0	200
2	**2064**	44	1000	220	600	0	0	200
3	**2036**	616	1000	220	0	0	0	200
4	**2002**	25	1000	177	600	0	0	200
5	**1966**	276	1000	190	0	300	0	200
6	**1920**	1000	500	220	0	0	0	200
7	**1915**	95	1000	220	0	0	400	200
8	**1900**	180	1000	220	0	300	0	200
9	**1900**	80	1000	220	0	0	400	200
10	**1883**	193	1000	190	0	300	0	200
11	**1876**	56	1000	220	0	0	400	200
12	**1876**	156	1000	220	0	300	0	200
13	**1865**	45	1000	220	0	0	400	200
14	**1859**	39	1000	220	0	0	400	200
15	**1845**	125	1000	220	0	300	0	200
16	**1844**	124	1000	220	0	300	0	200
17	**1839**	119	1000	220	0	300	0	200
18	**1834**	14	1000	220	0	0	400	200
19	**1830**	140	1000	190	0	300	0	200
20	**1829**	9	1000	220	0	0	400	200
21	**1826**	136	1000	190	0	300	0	200
22	**1801**	111	1000	190	0	300	0	200
23	**1796**	876	500	220	0	0	0	200
24	**1794**	374	1000	220	0	0	0	200
25	**1792**	102	1000	190	0	300	0	200
26	**1791**	101	1000	190	0	300	0	200
27	**1783**	93	1000	190	0	300	0	200
28	**1781**	91	1000	190	0	300	0	200
29	**1781**	91	1000	190	0	300	0	200
30	**1776**	86	1000	190	0	300	0	200
31	**1775**	85	1000	190	0	300	0	200
32	**1773**	83	1000	190	0	300	0	200
33	**1767**	77	1000	190	0	300	0	200
34	**1763**	73	1000	190	0	300	0	200
35	**1759**	69	1000	190	0	300	0	200
36	**1759**	69	1000	190	0	300	0	200
37	**1751**	61	1000	190	0	300	0	200

Valle De Oro Point Total

	100%	25%	25%	10%	15%	10%	10%	5%
Score ID	Total Points	Adjusted Field Points	Attractor Score	Diabetes Score	Crash Score	Socioeconomic Score	Project Priority Score	School Score
38	**1751**	61	1000	190	0	300	0	200
39	**1742**	52	1000	190	0	300	0	200
40	**1738**	318	1000	220	0	0	0	200
41	**1737**	47	1000	190	0	300	0	200
42	**1733**	43	1000	190	0	300	0	200
43	**1725**	35	1000	190	0	300	0	200
44	**1724**	34	1000	190	0	300	0	200
45	**1722**	32	1000	190	0	300	0	200
46	**1716**	26	1000	190	0	300	0	200
47	**1716**	26	1000	190	0	300	0	200
48	**1716**	26	1000	190	0	300	0	200
49	**1716**	26	1000	190	0	300	0	200
50	**1716**	26	1000	190	0	300	0	200
51	**1708**	18	1000	190	0	300	0	200
52	**1708**	18	1000	190	0	300	0	200
53	**1708**	18	1000	190	0	300	0	200
54	**1708**	18	1000	190	0	300	0	200
55	**1708**	18	1000	190	0	300	0	200
56	**1708**	18	1000	190	0	300	0	200
57	**1701**	11	1000	190	0	300	0	200
58	**1701**	11	1000	190	0	300	0	200
59	**1696**	6	1000	190	0	300	0	200
60	**1696**	6	1000	190	0	300	0	200
61	**1695**	275	1000	220	0	0	0	200
62	**1695**	275	1000	220	0	0	0	200
63	**1695**	5	1000	190	0	300	0	200
64	**1694**	274	1000	220	0	0	0	200
65	**1682**	262	1000	220	0	0	0	200
66	**1679**	259	1000	220	0	0	0	200
67	**1665**	245	1000	220	0	0	0	200
68	**1656**	36	1000	220	0	0	400	0
69	**1655**	235	1000	220	0	0	0	200
70	**1648**	28	1000	220	0	0	400	0
71	**1645**	225	1000	220	0	0	0	200
72	**1635**	215	1000	220	0	0	0	200
73	**1634**	14	1000	220	0	0	400	0
74	**1634**	14	1000	220	0	0	400	0

Valle De Oro Point Total

	100%	25%	25%	10%	15%	10%	10%	5%
Score ID	Total Points	Adjusted Field Points	Attractor Score	Diabetes Score	Crash Score	Socioeconomic Score	Project Priority Score	School Score
75	**1630**	210	1000	220	0	0	0	200
76	**1630**	210	1000	220	0	0	0	200
77	**1625**	205	1000	220	0	0	0	200
78	**1625**	120	1000	205	0	300	0	0
79	**1623**	203	1000	220	0	0	0	200
80	**1622**	102	1000	220	0	300	0	0
81	**1610**	290	500	220	600	0	0	0
82	**1609**	104	1000	205	0	300	0	0
83	**1609**	189	1000	220	0	0	0	200
84	**1606**	186	1000	220	0	0	0	200
85	**1605**	85	500	220	600	0	0	200
86	**1605**	228	1000	177	0	0	0	200
87	**1604**	184	1000	220	0	0	0	200
88	**1600**	180	1000	220	0	0	0	200
89	**1600**	180	1000	220	0	0	0	200
90	**1598**	178	1000	220	0	0	0	200
91	**1596**	176	1000	220	0	0	0	200
92	**1594**	174	1000	220	0	0	0	200
93	**1592**	172	1000	220	0	0	0	200
94	**1591**	171	1000	220	0	0	0	200
95	**1591**	171	1000	220	0	0	0	200
96	**1588**	168	1000	220	0	0	0	200
97	**1586**	209	1000	177	0	0	0	200
98	**1583**	78	1000	205	0	300	0	0
99	**1583**	163	1000	220	0	0	0	200
100	**1582**	162	1000	220	0	0	0	200
101	**1582**	77	1000	205	0	300	0	0
102	**1575**	155	1000	220	0	0	0	200
103	**1574**	69	1000	205	0	300	0	0
104	**1573**	153	1000	220	0	0	0	200
105	**1572**	152	1000	220	0	0	0	200
106	**1572**	152	1000	220	0	0	0	200
107	**1571**	194	1000	177	0	0	0	200
108	**1570**	150	1000	220	0	0	0	200
109	**1570**	150	1000	220	0	0	0	200
110	**1566**	146	1000	220	0	0	0	200
111	**1565**	188	1000	177	0	0	0	200

Valle De Oro Point Total

	100%	25%	25%	10%	15%	10%	10%	5%
Score ID	Total Points	Adjusted Field Points	Attractor Score	Diabetes Score	Crash Score	Socioeconomic Score	Project Priority Score	School Score
112	**1565**	145	1000	220	0	0	0	200
113	**1564**	144	1000	220	0	0	0	200
114	**1563**	143	1000	220	0	0	0	200
115	**1563**	143	1000	220	0	0	0	200
116	**1561**	56	1000	205	0	300	0	0
117	**1561**	141	1000	220	0	0	0	200
118	**1560**	140	1000	220	0	0	0	200
119	**1558**	53	1000	205	0	300	0	0
120	**1558**	138	1000	220	0	0	0	200
121	**1558**	138	1000	220	0	0	0	200
122	**1558**	53	1000	205	0	300	0	0
123	**1557**	137	1000	220	0	0	0	200
124	**1555**	135	1000	220	0	0	0	200
125	**1553**	176	1000	177	0	0	0	200
126	**1553**	133	1000	220	0	0	0	200
127	**1552**	132	1000	220	0	0	0	200
128	**1552**	132	1000	220	0	0	0	200
129	**1551**	131	1000	220	0	0	0	200
130	**1550**	130	1000	220	0	0	0	200
131	**1549**	129	1000	220	0	0	0	200
132	**1549**	44	1000	205	0	300	0	0
133	**1549**	44	1000	205	0	300	0	0
134	**1548**	128	1000	220	0	0	0	200
135	**1548**	128	1000	220	0	0	0	200
136	**1548**	128	1000	220	0	0	0	200
137	**1548**	171	1000	177	0	0	0	200
138	**1547**	127	1000	220	0	0	0	200
139	**1547**	127	1000	220	0	0	0	200
140	**1546**	169	1000	177	0	0	0	200
141	**1543**	123	1000	220	0	0	0	200
142	**1543**	123	1000	220	0	0	0	200
143	**1542**	122	1000	220	0	0	0	200
144	**1542**	122	1000	220	0	0	0	200
145	**1541**	121	1000	220	0	0	0	200
146	**1541**	36	1000	205	0	300	0	0
147	**1541**	36	1000	205	0	300	0	0
148	**1540**	120	1000	220	0	0	0	200

Valle De Oro Point Total

	100%	25%	25%	10%	15%	10%	10%	5%
Score ID	Total Points	Adjusted Field Points	Attractor Score	Diabetes Score	Crash Score	Socioeconomic Score	Project Priority Score	School Score
149	**1540**	35	1000	205	0	300	0	0
150	**1539**	119	1000	220	0	0	0	200
151	**1539**	119	1000	220	0	0	0	200
152	**1538**	118	1000	220	0	0	0	200
153	**1537**	117	1000	220	0	0	0	200
154	**1537**	117	1000	220	0	0	0	200
155	**1534**	114	1000	220	0	0	0	200
156	**1534**	114	1000	220	0	0	0	200
157	**1534**	114	1000	220	0	0	0	200
158	**1534**	157	1000	177	0	0	0	200
159	**1533**	113	1000	220	0	0	0	200
160	**1533**	156	1000	177	0	0	0	200
161	**1532**	112	1000	220	0	0	0	200
162	**1532**	312	1000	220	0	0	0	0
163	**1532**	112	1000	220	0	0	0	200
164	**1531**	26	1000	205	0	300	0	0
165	**1531**	26	1000	205	0	300	0	0
166	**1531**	26	1000	205	0	300	0	0
167	**1531**	111	1000	220	0	0	0	200
168	**1531**	111	1000	220	0	0	0	200
169	**1530**	110	1000	220	0	0	0	200
170	**1530**	110	1000	220	0	0	0	200
171	**1530**	110	1000	220	0	0	0	200
172	**1527**	107	1000	220	0	0	0	200
173	**1527**	150	1000	177	0	0	0	200
174	**1524**	104	1000	220	0	0	0	200
175	**1524**	104	1000	220	0	0	0	200
176	**1524**	104	1000	220	0	0	0	200
177	**1523**	103	1000	220	0	0	0	200
178	**1523**	103	1000	220	0	0	0	200
179	**1523**	18	1000	205	0	300	0	0
180	**1522**	102	1000	220	0	0	0	200
181	**1521**	101	1000	220	0	0	0	200
182	**1520**	100	1000	220	0	0	0	200
183	**1520**	100	1000	220	0	0	0	200
184	**1519**	99	1000	220	0	0	0	200
185	**1518**	98	1000	220	0	0	0	200

Valle De Oro Point Total

	100%	25%	25%	10%	15%	10%	10%	5%
Score ID	Total Points	Adjusted Field Points	Attractor Score	Diabetes Score	Crash Score	Socioeconomic Score	Project Priority Score	School Score
186	**1517**	97	1000	220	0	0	0	200
187	**1516**	96	1000	220	0	0	0	200
188	**1515**	95	1000	220	0	0	0	200
189	**1515**	95	1000	220	0	0	0	200
190	**1515**	95	1000	220	0	0	0	200
191	**1515**	95	1000	220	0	0	0	200
192	**1515**	95	1000	220	0	0	0	200
193	**1514**	94	1000	220	0	0	0	200
194	**1514**	94	1000	220	0	0	0	200
195	**1513**	136	1000	177	0	0	0	200
196	**1513**	93	1000	220	0	0	0	200
197	**1512**	92	1000	220	0	0	0	200
198	**1512**	92	1000	220	0	0	0	200
199	**1511**	91	1000	220	0	0	0	200
200	**1511**	91	1000	220	0	0	0	200
201	**1510**	90	1000	220	0	0	0	200
202	**1510**	90	1000	220	0	0	0	200
203	**1509**	89	1000	220	0	0	0	200
204	**1509**	89	1000	220	0	0	0	200
205	**1507**	87	1000	220	0	0	0	200
206	**1507**	87	1000	220	0	0	0	200
207	**1506**	129	1000	177	0	0	0	200
208	**1506**	86	1000	220	0	0	0	200
209	**1506**	86	1000	220	0	0	0	200
210	**1505**	85	1000	220	0	0	0	200
211	**1505**	85	1000	220	0	0	0	200
212	**1503**	83	1000	220	0	0	0	200
213	**1503**	83	1000	220	0	0	0	200
214	**1503**	83	1000	220	0	0	0	200
215	**1501**	81	1000	220	0	0	0	200
216	**1501**	81	1000	220	0	0	0	200
217	**1500**	80	1000	220	0	0	0	200
218	**1500**	80	1000	220	0	0	0	200
219	**1500**	80	1000	220	0	0	0	200
220	**1500**	80	1000	220	0	0	0	200
221	**1499**	79	1000	220	0	0	0	200
222	**1498**	78	1000	220	0	0	0	200

Valle De Oro Point Total

	100%	25%	25%	10%	15%	10%	10%	5%
Score ID	Total Points	Adjusted Field Points	Attractor Score	Diabetes Score	Crash Score	Socioeconomic Score	Project Priority Score	School Score
223	**1498**	121	1000	177	0	0	0	200
224	**1498**	78	1000	220	0	0	0	200
225	**1497**	77	1000	220	0	0	0	200
226	**1497**	77	1000	220	0	0	0	200
227	**1497**	77	1000	220	0	0	0	200
228	**1497**	77	1000	220	0	0	0	200
229	**1497**	77	1000	220	0	0	0	200
230	**1496**	119	1000	177	0	0	0	200
231	**1496**	76	1000	220	0	0	0	200
232	**1496**	76	1000	220	0	0	0	200
233	**1496**	76	1000	220	0	0	0	200
234	**1495**	75	1000	220	0	0	0	200
235	**1495**	75	1000	220	0	0	0	200
236	**1494**	74	1000	220	0	0	0	200
237	**1493**	73	1000	220	0	0	0	200
238	**1492**	72	1000	220	0	0	0	200
239	**1492**	72	1000	220	0	0	0	200
240	**1490**	113	1000	177	0	0	0	200
241	**1490**	70	1000	220	0	0	0	200
242	**1490**	70	1000	220	0	0	0	200
243	**1489**	69	1000	220	0	0	0	200
244	**1489**	69	1000	220	0	0	0	200
245	**1489**	69	1000	220	0	0	0	200
246	**1489**	69	1000	220	0	0	0	200
247	**1489**	69	1000	220	0	0	0	200
248	**1488**	68	1000	220	0	0	0	200
249	**1488**	68	1000	220	0	0	0	200
250	**1487**	67	1000	220	0	0	0	200
251	**1487**	67	1000	220	0	0	0	200
252	**1486**	66	1000	220	0	0	0	200
253	**1486**	66	1000	220	0	0	0	200
254	**1486**	66	1000	220	0	0	0	200
255	**1486**	66	1000	220	0	0	0	200
256	**1486**	66	1000	220	0	0	0	200
257	**1486**	66	1000	220	0	0	0	200
258	**1485**	65	1000	220	0	0	0	200
259	**1485**	65	1000	220	0	0	0	200

Valle De Oro Point Total

	100%	25%	25%	10%	15%	10%	10%	5%
Score ID	Total Points	Adjusted Field Points	Attractor Score	Diabetes Score	Crash Score	Socioeconomic Score	Project Priority Score	School Score
260	**1485**	65	1000	220	0	0	0	200
261	**1485**	65	1000	220	0	0	0	200
262	**1481**	61	1000	220	0	0	0	200
263	**1481**	61	1000	220	0	0	0	200
264	**1481**	104	1000	177	0	0	0	200
265	**1480**	60	1000	220	0	0	0	200
266	**1480**	60	1000	220	0	0	0	200
267	**1480**	60	1000	220	0	0	0	200
268	**1479**	59	1000	220	0	0	0	200
269	**1477**	57	1000	220	0	0	0	200
270	**1474**	54	1000	220	0	0	0	200
271	**1473**	53	1000	220	0	0	0	200
272	**1473**	53	1000	220	0	0	0	200
273	**1472**	52	1000	220	0	0	0	200
274	**1472**	52	1000	220	0	0	0	200
275	**1472**	52	1000	220	0	0	0	200
276	**1472**	52	1000	220	0	0	0	200
277	**1472**	52	1000	220	0	0	0	200
278	**1472**	52	1000	220	0	0	0	200
279	**1472**	95	1000	177	0	0	0	200
280	**1470**	50	1000	220	0	0	0	200
281	**1470**	50	1000	220	0	0	0	200
282	**1470**	50	1000	220	0	0	0	200
283	**1470**	50	1000	220	0	0	0	200
284	**1470**	50	1000	220	0	0	0	200
285	**1470**	50	1000	220	0	0	0	200
286	**1470**	93	1000	177	0	0	0	200
287	**1469**	49	1000	220	0	0	0	200
288	**1469**	249	1000	220	0	0	0	0
289	**1468**	48	1000	220	0	0	0	200
290	**1468**	48	1000	220	0	0	0	200
291	**1467**	90	1000	177	0	0	0	200
292	**1466**	46	1000	220	0	0	0	200
293	**1464**	44	1000	220	0	0	0	200
294	**1464**	44	1000	220	0	0	0	200
295	**1463**	43	1000	220	0	0	0	200
296	**1463**	43	1000	220	0	0	0	200

Valle De Oro Point Total

	100%	25%	25%	10%	15%	10%	10%	5%
Score ID	Total Points	Adjusted Field Points	Attractor Score	Diabetes Score	Crash Score	Socioeconomic Score	Project Priority Score	School Score
297	**1463**	43	1000	220	0	0	0	200
298	**1463**	43	1000	220	0	0	0	200
299	**1463**	43	1000	220	0	0	0	200
300	**1463**	43	1000	220	0	0	0	200
301	**1462**	42	1000	220	0	0	0	200
302	**1461**	41	1000	220	0	0	0	200
303	**1460**	40	1000	220	0	0	0	200
304	**1460**	40	1000	220	0	0	0	200
305	**1459**	39	1000	220	0	0	0	200
306	**1459**	39	1000	220	0	0	0	200
307	**1459**	39	1000	220	0	0	0	200
308	**1459**	39	1000	220	0	0	0	200
309	**1458**	38	1000	220	0	0	0	200
310	**1458**	38	1000	220	0	0	0	200
311	**1456**	79	1000	177	0	0	0	200
312	**1455**	35	1000	220	0	0	0	200
313	**1455**	35	1000	220	0	0	0	200
314	**1455**	78	1000	177	0	0	0	200
315	**1455**	35	1000	220	0	0	0	200
316	**1455**	35	1000	220	0	0	0	200
317	**1455**	35	1000	220	0	0	0	200
318	**1455**	35	1000	220	0	0	0	200
319	**1454**	34	1000	220	0	0	0	200
320	**1453**	33	1000	220	0	0	0	200
321	**1452**	75	1000	177	0	0	0	200
322	**1451**	31	1000	220	0	0	0	200
323	**1451**	31	1000	220	0	0	0	200
324	**1451**	31	1000	220	0	0	0	200
325	**1448**	28	1000	220	0	0	0	200
326	**1448**	28	1000	220	0	0	0	200
327	**1448**	28	1000	220	0	0	0	200
328	**1448**	28	1000	220	0	0	0	200
329	**1448**	228	1000	220	0	0	0	0
330	**1448**	228	1000	220	0	0	0	0
331	**1447**	27	1000	220	0	0	0	200
332	**1447**	27	1000	220	0	0	0	200
333	**1447**	27	1000	220	0	0	0	200

Valle De Oro Point Total

	100%	25%	25%	10%	15%	10%	10%	5%
Score ID	Total Points	Adjusted Field Points	Attractor Score	Diabetes Score	Crash Score	Socioeconomic Score	Project Priority Score	School Score
334	**1446**	26	1000	220	0	0	0	200
335	**1446**	26	1000	220	0	0	0	200
336	**1446**	26	1000	220	0	0	0	200
337	**1446**	26	1000	220	0	0	0	200
338	**1446**	26	1000	220	0	0	0	200
339	**1446**	26	1000	220	0	0	0	200
340	**1446**	26	1000	220	0	0	0	200
341	**1446**	26	1000	220	0	0	0	200
342	**1446**	26	1000	220	0	0	0	200
343	**1444**	24	1000	220	0	0	0	200
344	**1443**	66	1000	177	0	0	0	200
345	**1443**	23	1000	220	0	0	0	200
346	**1442**	22	1000	220	0	0	0	200
347	**1442**	22	1000	220	0	0	0	200
348	**1442**	22	1000	220	0	0	0	200
349	**1441**	64	1000	177	0	0	0	200
350	**1440**	20	1000	220	0	0	0	200
351	**1439**	19	1000	220	0	0	0	200
352	**1439**	19	1000	220	0	0	0	200
353	**1439**	19	1000	220	0	0	0	200
354	**1438**	61	1000	177	0	0	0	200
355	**1438**	18	1000	220	0	0	0	200
356	**1438**	61	1000	177	0	0	0	200
357	**1438**	18	1000	220	0	0	0	200
358	**1438**	18	1000	220	0	0	0	200
359	**1438**	18	1000	220	0	0	0	200
360	**1438**	18	1000	220	0	0	0	200
361	**1438**	18	1000	220	0	0	0	200
362	**1438**	18	1000	220	0	0	0	200
363	**1438**	18	1000	220	0	0	0	200
364	**1438**	218	1000	220	0	0	0	0
365	**1437**	17	1000	220	0	0	0	200
366	**1437**	17	1000	220	0	0	0	200
367	**1437**	17	1000	220	0	0	0	200
368	**1435**	15	1000	220	0	0	0	200
369	**1434**	57	1000	177	0	0	0	200
370	**1434**	14	1000	220	0	0	0	200

Valle De Oro Point Total

	100%	25%	25%	10%	15%	10%	10%	5%
Score ID	Total Points	Adjusted Field Points	Attractor Score	Diabetes Score	Crash Score	Socioeconomic Score	Project Priority Score	School Score
371	**1431**	11	1000	220	0	0	0	200
372	**1428**	8	1000	220	0	0	0	200
373	**1428**	208	1000	220	0	0	0	0
374	**1427**	50	1000	177	0	0	0	200
375	**1427**	50	1000	177	0	0	0	200
376	**1427**	7	1000	220	0	0	0	200
377	**1427**	7	1000	220	0	0	0	200
378	**1427**	7	1000	220	0	0	0	200
379	**1427**	7	1000	220	0	0	0	200
380	**1426**	6	1000	220	0	0	0	200
381	**1426**	6	1000	220	0	0	0	200
382	**1426**	6	1000	220	0	0	0	200
383	**1426**	6	1000	220	0	0	0	200
384	**1426**	6	1000	220	0	0	0	200
385	**1426**	6	1000	220	0	0	0	200
386	**1426**	6	1000	220	0	0	0	200
387	**1426**	6	1000	220	0	0	0	200
388	**1426**	6	1000	220	0	0	0	200
389	**1426**	6	1000	220	0	0	0	200
390	**1426**	6	1000	220	0	0	0	200
391	**1426**	6	1000	220	0	0	0	200
392	**1425**	48	1000	177	0	0	0	200
393	**1425**	5	1000	220	0	0	0	200
394	**1425**	5	1000	220	0	0	0	200
395	**1422**	202	1000	220	0	0	0	0
396	**1418**	41	1000	177	0	0	0	200
397	**1416**	39	1000	177	0	0	0	200
398	**1413**	36	1000	177	0	0	0	200
399	**1408**	188	1000	220	0	0	0	0
400	**1408**	31	1000	177	0	0	0	200
401	**1408**	31	1000	177	0	0	0	200
402	**1405**	28	1000	177	0	0	0	200
403	**1404**	27	1000	177	0	0	0	200
404	**1404**	27	1000	177	0	0	0	200
405	**1403**	26	1000	177	0	0	0	200
406	**1402**	182	1000	220	0	0	0	0
407	**1402**	25	1000	177	0	0	0	200

Valle De Oro Point Total

	100%	25%	25%	10%	15%	10%	10%	5%
Score ID	Total Points	Adjusted Field Points	Attractor Score	Diabetes Score	Crash Score	Socioeconomic Score	Project Priority Score	School Score
408	**1399**	179	1000	220	0	0	0	0
409	**1398**	178	1000	220	0	0	0	0
410	**1396**	176	1000	220	0	0	0	0
411	**1395**	18	1000	177	0	0	0	200
412	**1394**	174	1000	220	0	0	0	0
413	**1394**	17	1000	177	0	0	0	200
414	**1394**	17	1000	177	0	0	0	200
415	**1392**	172	1000	220	0	0	0	0
416	**1392**	15	1000	177	0	0	0	200
417	**1392**	15	1000	177	0	0	0	200
418	**1392**	15	1000	177	0	0	0	200
419	**1390**	170	1000	220	0	0	0	0
420	**1387**	167	1000	220	0	0	0	0
421	**1384**	7	1000	177	0	0	0	200
422	**1383**	163	1000	220	0	0	0	0
423	**1383**	163	1000	220	0	0	0	0
424	**1383**	6	1000	177	0	0	0	200
425	**1383**	6	1000	177	0	0	0	200
426	**1383**	6	1000	177	0	0	0	200
427	**1383**	6	1000	177	0	0	0	200
428	**1383**	6	1000	177	0	0	0	200
429	**1383**	6	1000	177	0	0	0	200
430	**1382**	162	1000	220	0	0	0	0
431	**1380**	160	1000	220	0	0	0	0
432	**1379**	159	1000	220	0	0	0	0
433	**1376**	156	1000	220	0	0	0	0
434	**1375**	155	500	220	0	300	0	200
435	**1373**	153	1000	220	0	0	0	0
436	**1372**	152	1000	220	0	0	0	0
437	**1371**	151	1000	220	0	0	0	0
438	**1370**	150	1000	220	0	0	0	0
439	**1370**	150	1000	220	0	0	0	0
440	**1370**	150	1000	220	0	0	0	0
441	**1369**	149	1000	220	0	0	0	0
442	**1366**	146	1000	220	0	0	0	0
443	**1364**	144	1000	220	0	0	0	0
444	**1357**	137	1000	220	0	0	0	0

Valle De Oro Point Total

	100%	25%	25%	10%	15%	10%	10%	5%
Score ID	Total Points	Adjusted Field Points	Attractor Score	Diabetes Score	Crash Score	Socioeconomic Score	Project Priority Score	School Score
445	**1357**	137	1000	220	0	0	0	0
446	**1357**	137	1000	220	0	0	0	0
447	**1356**	136	1000	220	0	0	0	0
448	**1354**	134	1000	220	0	0	0	0
449	**1351**	131	1000	220	0	0	0	0
450	**1350**	130	1000	220	0	0	0	0
451	**1348**	128	1000	220	0	0	0	0
452	**1345**	125	1000	220	0	0	0	0
453	**1344**	124	1000	220	0	0	0	0
454	**1342**	122	1000	220	0	0	0	0
455	**1339**	119	500	220	0	300	0	200
456	**1338**	118	500	220	0	300	0	200
457	**1338**	118	1000	220	0	0	0	0
458	**1338**	118	1000	220	0	0	0	0
459	**1338**	118	1000	220	0	0	0	0
460	**1337**	117	1000	220	0	0	0	0
461	**1336**	116	1000	220	0	0	0	0
462	**1335**	115	1000	220	0	0	0	0
463	**1330**	110	500	220	0	300	0	200
464	**1330**	110	1000	220	0	0	0	0
465	**1328**	108	1000	220	0	0	0	0
466	**1327**	107	1000	220	0	0	0	0
467	**1324**	104	1000	220	0	0	0	0
468	**1321**	101	1000	220	0	0	0	0
469	**1321**	101	1000	220	0	0	0	0
470	**1320**	100	1000	220	0	0	0	0
471	**1317**	312	500	205	0	300	0	0
472	**1316**	96	1000	220	0	0	0	0
473	**1316**	96	1000	220	0	0	0	0
474	**1316**	96	1000	220	0	0	0	0
475	**1315**	95	1000	220	0	0	0	0
476	**1314**	94	1000	220	0	0	0	0
477	**1313**	93	1000	220	0	0	0	0
478	**1311**	91	1000	220	0	0	0	0
479	**1308**	88	1000	220	0	0	0	0
480	**1307**	87	1000	220	0	0	0	0
481	**1303**	383	500	220	0	0	0	200

Valle De Oro Point Total

	100%	25%	25%	10%	15%	10%	10%	5%
Score ID	Total Points	Adjusted Field Points	Attractor Score	Diabetes Score	Crash Score	Socioeconomic Score	Project Priority Score	School Score
482	**1301**	81	1000	220	0	0	0	0
483	**1301**	81	1000	220	0	0	0	0
484	**1301**	81	1000	220	0	0	0	0
485	**1300**	95	500	205	0	300	0	200
486	**1298**	78	1000	220	0	0	0	0
487	**1298**	78	1000	220	0	0	0	0
488	**1298**	78	1000	220	0	0	0	0
489	**1297**	77	1000	220	0	0	0	0
490	**1296**	76	1000	220	0	0	0	0
491	**1294**	74	1000	220	0	0	0	0
492	**1293**	103	500	190	0	300	0	200
493	**1293**	73	1000	220	0	0	0	0
494	**1293**	73	1000	220	0	0	0	0
495	**1293**	73	1000	220	0	0	0	0
496	**1292**	72	1000	220	0	0	0	0
497	**1292**	72	1000	220	0	0	0	0
498	**1291**	101	500	190	0	300	0	200
499	**1291**	101	500	190	0	300	0	200
500	**1289**	69	1000	220	0	0	0	0
501	**1288**	68	1000	220	0	0	0	0
502	**1287**	67	1000	220	0	0	0	0
503	**1287**	67	1000	220	0	0	0	0
504	**1286**	66	500	220	0	300	0	200
505	**1286**	66	1000	220	0	0	0	0
506	**1286**	66	1000	220	0	0	0	0
507	**1286**	66	1000	220	0	0	0	0
508	**1286**	96	500	190	0	300	0	200
509	**1285**	95	500	190	0	300	0	200
510	**1285**	65	1000	220	0	0	0	0
511	**1283**	63	1000	220	0	0	0	0
512	**1282**	62	1000	220	0	0	0	0
513	**1281**	91	500	190	0	300	0	200
514	**1280**	60	1000	220	0	0	0	0
515	**1280**	60	1000	220	0	0	0	0
516	**1280**	60	1000	220	0	0	0	0
517	**1279**	59	1000	220	0	0	0	0
518	**1277**	57	1000	220	0	0	0	0

Valle De Oro Point Total

	100%	25%	25%	10%	15%	10%	10%	5%
Score ID	Total Points	Adjusted Field Points	Attractor Score	Diabetes Score	Crash Score	Socioeconomic Score	Project Priority Score	School Score
519	**1277**	57	1000	220	0	0	0	0
520	**1276**	56	1000	220	0	0	0	0
521	**1276**	56	1000	220	0	0	0	0
522	**1274**	54	1000	220	0	0	0	0
523	**1274**	69	500	205	0	300	0	200
524	**1273**	53	1000	220	0	0	0	0
525	**1272**	52	1000	220	0	0	0	0
526	**1270**	50	1000	220	0	0	0	0
527	**1270**	50	1000	220	0	0	0	0
528	**1270**	50	1000	220	0	0	0	0
529	**1270**	50	1000	220	0	0	0	0
530	**1270**	80	500	190	0	300	0	200
531	**1269**	49	1000	220	0	0	0	0
532	**1269**	49	1000	220	0	0	0	0
533	**1269**	49	1000	220	0	0	0	0
534	**1268**	48	1000	220	0	0	0	0
535	**1268**	48	1000	220	0	0	0	0
536	**1267**	77	500	190	0	300	0	200
537	**1267**	77	500	190	0	300	0	200
538	**1267**	47	1000	220	0	0	0	0
539	**1265**	45	1000	220	0	0	0	0
540	**1263**	43	1000	220	0	0	0	0
541	**1262**	42	1000	220	0	0	0	0
542	**1262**	385	500	177	0	0	0	200
543	**1261**	41	1000	220	0	0	0	0
544	**1260**	40	1000	220	0	0	0	0
545	**1259**	39	1000	220	0	0	0	0
546	**1259**	39	1000	220	0	0	0	0
547	**1259**	39	1000	220	0	0	0	0
548	**1259**	69	500	190	0	300	0	200
549	**1259**	39	1000	220	0	0	0	0
550	**1258**	68	500	190	0	300	0	200
551	**1258**	38	1000	220	0	0	0	0
552	**1258**	38	1000	220	0	0	0	0
553	**1256**	66	500	190	0	300	0	200
554	**1256**	36	1000	220	0	0	0	0
555	**1256**	36	1000	220	0	0	0	0

Valle De Oro Point Total

	100%	25%	25%	10%	15%	10%	10%	5%
Score ID	Total Points	Adjusted Field Points	Attractor Score	Diabetes Score	Crash Score	Socioeconomic Score	Project Priority Score	School Score
556	**1254**	34	1000	220	0	0	0	0
557	**1254**	34	1000	220	0	0	0	0
558	**1253**	33	1000	220	0	0	0	0
559	**1250**	60	500	190	0	300	0	200
560	**1250**	60	500	190	0	300	0	200
561	**1250**	60	500	190	0	300	0	200
562	**1250**	60	500	190	0	300	0	200
563	**1250**	30	1000	220	0	0	0	0
564	**1248**	28	1000	220	0	0	0	0
565	**1248**	28	1000	220	0	0	0	0
566	**1248**	28	1000	220	0	0	0	0
567	**1245**	25	1000	220	0	0	0	0
568	**1243**	23	1000	220	0	0	0	0
569	**1242**	22	1000	220	0	0	0	0
570	**1242**	22	1000	220	0	0	0	0
571	**1242**	52	500	190	0	300	0	200
572	**1241**	21	1000	220	0	0	0	0
573	**1241**	51	500	190	0	300	0	200
574	**1240**	20	1000	220	0	0	0	0
575	**1240**	20	1000	220	0	0	0	0
576	**1239**	19	1000	220	0	0	0	0
577	**1239**	19	1000	220	0	0	0	0
578	**1238**	18	1000	220	0	0	0	0
579	**1238**	18	1000	220	0	0	0	0
580	**1238**	18	1000	220	0	0	0	0
581	**1238**	18	1000	220	0	0	0	0
582	**1237**	17	1000	220	0	0	0	0
583	**1237**	17	1000	220	0	0	0	0
584	**1237**	17	1000	220	0	0	0	0
585	**1237**	17	1000	220	0	0	0	0
586	**1236**	16	1000	220	0	0	0	0
587	**1236**	16	1000	220	0	0	0	0
588	**1230**	10	1000	220	0	0	0	0
589	**1227**	7	1000	220	0	0	0	0
590	**1227**	7	1000	220	0	0	0	0
591	**1227**	7	1000	220	0	0	0	0
592	**1227**	7	1000	220	0	0	0	0

Valle De Oro Point Total

	100%	25%	25%	10%	15%	10%	10%	5%
Score ID	Total Points	Adjusted Field Points	Attractor Score	Diabetes Score	Crash Score	Socioeconomic Score	Project Priority Score	School Score
593	**1227**	7	1000	220	0	0	0	0
594	**1227**	7	1000	220	0	0	0	0
595	**1226**	6	1000	220	0	0	0	0
596	**1226**	6	1000	220	0	0	0	0
597	**1226**	6	1000	220	0	0	0	0
598	**1226**	6	1000	220	0	0	0	0
599	**1226**	6	1000	220	0	0	0	0
600	**1226**	6	1000	220	0	0	0	0
601	**1226**	6	1000	220	0	0	0	0
602	**1226**	6	1000	220	0	0	0	0
603	**1226**	6	1000	220	0	0	0	0
604	**1226**	6	1000	220	0	0	0	0
605	**1226**	6	1000	220	0	0	0	0
606	**1226**	6	1000	220	0	0	0	0
607	**1226**	6	1000	220	0	0	0	0
608	**1226**	6	1000	220	0	0	0	0
609	**1225**	35	500	190	0	300	0	200
610	**1225**	35	500	190	0	300	0	200
611	**1225**	5	1000	220	0	0	0	0
612	**1225**	5	1000	220	0	0	0	0
613	**1225**	5	1000	220	0	0	0	0
614	**1225**	5	1000	220	0	0	0	0
615	**1225**	5	1000	220	0	0	0	0
616	**1225**	5	1000	220	0	0	0	0
617	**1225**	5	1000	220	0	0	0	0
618	**1225**	5	1000	220	0	0	0	0
619	**1220**	0	1000	220	0	0	0	0
620	**1216**	26	500	190	0	300	0	200
621	**1216**	26	500	190	0	300	0	200
622	**1216**	26	500	190	0	300	0	200
623	**1216**	26	500	190	0	300	0	200
624	**1211**	21	500	190	0	300	0	200
625	**1211**	91	500	220	0	0	400	0
626	**1209**	32	1000	177	0	0	0	0
627	**1208**	18	500	190	0	300	0	200
628	**1196**	6	500	190	0	300	0	200
629	**1196**	6	500	190	0	300	0	200

Valle De Oro Point Total

	100%	25%	25%	10%	15%	10%	10%	5%
Score ID	Total Points	Adjusted Field Points	Attractor Score	Diabetes Score	Crash Score	Socioeconomic Score	Project Priority Score	School Score
630	**1181**	304	500	177	0	0	0	200
631	**1148**	228	500	220	0	0	0	200
632	**1133**	213	500	220	0	0	0	200
633	**1127**	207	500	220	0	0	0	200
634	**1127**	250	500	177	0	0	0	200
635	**1127**	207	500	220	0	0	0	200
636	**1126**	206	500	220	0	0	0	200
637	**1121**	201	500	220	0	0	0	200
638	**1111**	191	500	220	0	0	0	200
639	**1105**	228	500	177	0	0	0	200
640	**1094**	217	500	177	0	0	0	200
641	**1092**	172	500	220	0	0	0	200
642	**1091**	171	500	220	0	0	0	200
643	**1081**	161	500	220	0	0	0	200
644	**1080**	160	500	220	0	0	0	200
645	**1080**	160	500	220	0	0	0	200
646	**1080**	75	500	205	0	300	0	0
647	**1075**	155	500	220	0	0	0	200
648	**1074**	154	500	220	0	0	0	200
649	**1071**	151	500	220	0	0	0	200
650	**1071**	151	500	220	0	0	0	200
651	**1070**	150	500	220	0	0	0	200
652	**1069**	149	500	220	0	0	0	200
653	**1066**	146	500	220	0	0	0	200
654	**1064**	187	500	177	0	0	0	200
655	**1062**	57	500	205	0	300	0	0
656	**1061**	141	500	220	0	0	0	200
657	**1057**	137	500	220	0	0	0	200
658	**1055**	178	500	177	0	0	0	200
659	**1054**	134	500	220	0	0	0	200
660	**1051**	131	500	220	0	0	0	200
661	**1049**	129	500	220	0	0	0	200
662	**1048**	128	500	220	0	0	0	200
663	**1047**	127	500	220	0	0	0	200
664	**1047**	127	500	220	0	0	0	200
665	**1046**	326	500	220	0	0	0	0
666	**1044**	124	500	220	0	0	0	200

Valle De Oro Point Total

	100%	25%	25%	10%	15%	10%	10%	5%
Score ID	Total Points	Adjusted Field Points	Attractor Score	Diabetes Score	Crash Score	Socioeconomic Score	Project Priority Score	School Score
667	**1040**	120	500	220	0	0	0	200
668	**1039**	119	500	220	0	0	0	200
669	**1039**	119	500	220	0	0	0	200
670	**1038**	118	500	220	0	0	0	200
671	**1038**	118	500	220	0	0	0	200
672	**1037**	117	500	220	0	0	0	200
673	**1035**	115	500	220	0	0	0	200
674	**1035**	115	500	220	0	0	0	200
675	**1034**	114	500	220	0	0	0	200
676	**1034**	114	500	220	0	0	0	200
677	**1034**	114	500	220	0	0	0	200
678	**1033**	113	500	220	0	0	0	200
679	**1032**	112	500	220	0	0	0	200
680	**1031**	111	500	220	0	0	0	200
681	**1030**	110	500	220	0	0	0	200
682	**1030**	110	500	220	0	0	0	200
683	**1030**	110	500	220	0	0	0	200
684	**1030**	110	500	220	0	0	0	200
685	**1029**	109	500	220	0	0	0	200
686	**1028**	308	500	220	0	0	0	0
687	**1027**	150	500	177	0	0	0	200
688	**1027**	107	500	220	0	0	0	200
689	**1026**	106	500	220	0	0	0	200
690	**1025**	148	500	177	0	0	0	200
691	**1025**	105	500	220	0	0	0	200
692	**1024**	147	500	177	0	0	0	200
693	**1024**	104	500	220	0	0	0	200
694	**1023**	103	500	220	0	0	0	200
695	**1022**	102	500	220	0	0	0	200
696	**1022**	102	500	220	0	0	0	200
697	**1022**	102	500	220	0	0	0	200
698	**1021**	101	500	220	0	0	0	200
699	**1020**	100	500	220	0	0	0	200
700	**1019**	99	500	220	0	0	0	200
701	**1015**	95	500	220	0	0	0	200
702	**1015**	95	500	220	0	0	0	200
703	**1014**	94	500	220	0	0	0	200

Valle De Oro Point Total

	100%	25%	25%	10%	15%	10%	10%	5%
Score ID	Total Points	Adjusted Field Points	Attractor Score	Diabetes Score	Crash Score	Socioeconomic Score	Project Priority Score	School Score
704	**1014**	94	500	220	0	0	0	200
705	**1014**	94	500	220	0	0	0	200
706	**1014**	94	500	220	0	0	0	200
707	**1014**	94	500	220	0	0	0	200
708	**1013**	93	500	220	0	0	0	200
709	**1011**	91	500	220	0	0	0	200
710	**1010**	90	500	220	0	0	0	200
711	**1010**	90	500	220	0	0	0	200
712	**1006**	129	500	177	0	0	0	200
713	**1006**	86	500	220	0	0	0	200
714	**1005**	85	500	220	0	0	0	200
715	**1004**	84	500	220	0	0	0	200
716	**1003**	83	500	220	0	0	0	200
717	**1002**	82	500	220	0	0	0	200
718	**1002**	82	500	220	0	0	0	200
719	**1002**	125	500	177	0	0	0	200
720	**998**	78	500	220	0	0	0	200
721	**997**	77	500	220	0	0	0	200
722	**995**	118	500	177	0	0	0	200
723	**994**	74	500	220	0	0	0	200
724	**990**	70	500	220	0	0	0	200
725	**989**	69	500	220	0	0	0	200
726	**989**	69	500	220	0	0	0	200
727	**989**	69	500	220	0	0	0	200
728	**987**	110	500	177	0	0	0	200
729	**982**	62	500	220	0	0	0	200
730	**982**	62	500	220	0	0	0	200
731	**981**	61	500	220	0	0	0	200
732	**981**	61	500	220	0	0	0	200
733	**981**	61	500	220	0	0	0	200
734	**981**	61	500	220	0	0	0	200
735	**980**	60	500	220	0	0	0	200
736	**980**	60	500	220	0	0	0	200
737	**980**	60	500	220	0	0	0	200
738	**980**	60	500	220	0	0	0	200
739	**980**	60	500	220	0	0	0	200
740	**980**	60	500	220	0	0	0	200

Valle De Oro Point Total

	100%	25%	25%	10%	15%	10%	10%	5%
Score ID	Total Points	Adjusted Field Points	Attractor Score	Diabetes Score	Crash Score	Socioeconomic Score	Project Priority Score	School Score
741	**980**	60	500	220	0	0	0	200
742	**980**	60	500	220	0	0	0	200
743	**980**	60	500	220	0	0	0	200
744	**978**	58	500	220	0	0	0	200
745	**976**	56	500	220	0	0	0	200
746	**975**	55	500	220	0	0	0	200
747	**973**	53	500	220	0	0	0	200
748	**973**	53	500	220	0	0	0	200
749	**973**	53	500	220	0	0	0	200
750	**972**	52	500	220	0	0	0	200
751	**972**	52	500	220	0	0	0	200
752	**972**	52	500	220	0	0	0	200
753	**972**	52	500	220	0	0	0	200
754	**972**	52	500	220	0	0	0	200
755	**972**	52	500	220	0	0	0	200
756	**972**	52	500	220	0	0	0	200
757	**972**	52	500	220	0	0	0	200
758	**971**	51	500	220	0	0	0	200
759	**969**	49	500	220	0	0	0	200
760	**967**	47	500	220	0	0	0	200
761	**967**	47	500	220	0	0	0	200
762	**966**	46	500	220	0	0	0	200
763	**963**	43	500	220	0	0	0	200
764	**963**	43	500	220	0	0	0	200
765	**963**	43	500	220	0	0	0	200
766	**963**	43	500	220	0	0	0	200
767	**963**	43	500	220	0	0	0	200
768	**963**	43	500	220	0	0	0	200
769	**963**	86	500	177	0	0	0	200
770	**963**	43	500	220	0	0	0	200
771	**959**	39	500	220	0	0	0	200
772	**959**	39	500	220	0	0	0	200
773	**956**	36	500	220	0	0	0	200
774	**956**	36	500	220	0	0	0	200
775	**955**	78	500	177	0	0	0	200
776	**955**	35	500	220	0	0	0	200
777	**955**	35	500	220	0	0	0	200

Valle De Oro Point Total

	100%	25%	25%	10%	15%	10%	10%	5%
Score ID	Total Points	Adjusted Field Points	Attractor Score	Diabetes Score	Crash Score	Socioeconomic Score	Project Priority Score	School Score
778	**955**	35	500	220	0	0	0	200
779	**955**	35	500	220	0	0	0	200
780	**955**	35	500	220	0	0	0	200
781	**955**	35	500	220	0	0	0	200
782	**955**	35	500	220	0	0	0	200
783	**955**	35	500	220	0	0	0	200
784	**954**	34	500	220	0	0	0	200
785	**954**	34	500	220	0	0	0	200
786	**954**	34	500	220	0	0	0	200
787	**954**	234	500	220	0	0	0	0
788	**953**	33	500	220	0	0	0	200
789	**953**	33	500	220	0	0	0	200
790	**952**	32	500	220	0	0	0	200
791	**951**	31	500	220	0	0	0	200
792	**951**	31	500	220	0	0	0	200
793	**951**	31	500	220	0	0	0	200
794	**950**	30	500	220	0	0	0	200
795	**948**	28	500	220	0	0	0	200
796	**948**	28	500	220	0	0	0	200
797	**946**	26	500	220	0	0	0	200
798	**946**	26	500	220	0	0	0	200
799	**946**	26	500	220	0	0	0	200
800	**946**	26	500	220	0	0	0	200
801	**946**	26	500	220	0	0	0	200
802	**946**	26	500	220	0	0	0	200
803	**946**	26	500	220	0	0	0	200
804	**946**	26	500	220	0	0	0	200
805	**946**	69	500	177	0	0	0	200
806	**940**	20	500	220	0	0	0	200
807	**940**	20	500	220	0	0	0	200
808	**940**	20	500	220	0	0	0	200
809	**940**	20	500	220	0	0	0	200
810	**939**	19	500	220	0	0	0	200
811	**938**	18	500	220	0	0	0	200
812	**938**	18	500	220	0	0	0	200
813	**938**	18	500	220	0	0	0	200
814	**938**	18	500	220	0	0	0	200

Valle De Oro Point Total

	100%	25%	25%	10%	15%	10%	10%	5%
Score ID	Total Points	Adjusted Field Points	Attractor Score	Diabetes Score	Crash Score	Socioeconomic Score	Project Priority Score	School Score
815	**938**	18	500	220	0	0	0	200
816	**938**	18	500	220	0	0	0	200
817	**938**	18	500	220	0	0	0	200
818	**938**	18	500	220	0	0	0	200
819	**938**	18	500	220	0	0	0	200
820	**938**	18	500	220	0	0	0	200
821	**938**	18	500	220	0	0	0	200
822	**938**	18	500	220	0	0	0	200
823	**938**	18	500	220	0	0	0	200
824	**938**	18	500	220	0	0	0	200
825	**937**	60	500	177	0	0	0	200
826	**937**	17	500	220	0	0	0	200
827	**937**	17	500	220	0	0	0	200
828	**936**	16	500	220	0	0	0	200
829	**936**	216	500	220	0	0	0	0
830	**931**	11	500	220	0	0	0	200
831	**928**	51	500	177	0	0	0	200
832	**927**	7	500	220	0	0	0	200
833	**927**	7	500	220	0	0	0	200
834	**926**	6	500	220	0	0	0	200
835	**926**	6	500	220	0	0	0	200
836	**926**	6	500	220	0	0	0	200
837	**926**	6	500	220	0	0	0	200
838	**926**	6	500	220	0	0	0	200
839	**926**	6	500	220	0	0	0	200
840	**925**	5	500	220	0	0	0	200
841	**925**	5	500	220	0	0	0	200
842	**925**	5	500	220	0	0	0	200
843	**925**	5	500	220	0	0	0	200
844	**925**	5	500	220	0	0	0	200
845	**925**	5	500	220	0	0	0	200
846	**922**	45	500	177	0	0	0	200
847	**920**	43	500	177	0	0	0	200
848	**920**	43	500	177	0	0	0	200
849	**919**	199	500	220	0	0	0	0
850	**918**	41	500	177	0	0	0	200
851	**912**	35	500	177	0	0	0	200

Valle De Oro Point Total

	100%	25%	25%	10%	15%	10%	10%	5%
Score ID	Total Points	Adjusted Field Points	Attractor Score	Diabetes Score	Crash Score	Socioeconomic Score	Project Priority Score	School Score
852	**905**	28	500	177	0	0	0	200
853	**905**	28	500	177	0	0	0	200
854	**901**	24	500	177	0	0	0	200
855	**897**	177	500	220	0	0	0	0
856	**895**	175	500	220	0	0	0	0
857	**895**	18	500	177	0	0	0	200
858	**895**	18	500	177	0	0	0	200
859	**895**	18	500	177	0	0	0	200
860	**895**	18	500	177	0	0	0	200
861	**895**	18	500	177	0	0	0	200
862	**894**	174	500	220	0	0	0	0
863	**893**	173	500	220	0	0	0	0
864	**888**	168	500	220	0	0	0	0
865	**886**	166	500	220	0	0	0	0
866	**885**	165	500	220	0	0	0	0
867	**884**	7	500	177	0	0	0	200
868	**884**	164	500	220	0	0	0	0
869	**883**	6	500	177	0	0	0	200
870	**881**	161	500	220	0	0	0	0
871	**881**	161	500	220	0	0	0	0
872	**879**	159	500	220	0	0	0	0
873	**873**	153	500	220	0	0	0	0
874	**873**	383	0	190	0	300	0	0
875	**873**	153	500	220	0	0	0	0
876	**867**	147	500	220	0	0	0	0
877	**867**	147	500	220	0	0	0	0
878	**866**	146	500	220	0	0	0	0
879	**865**	145	500	220	0	0	0	0
880	**865**	145	500	220	0	0	0	0
881	**863**	143	500	220	0	0	0	0
882	**860**	140	500	220	0	0	0	0
883	**849**	129	500	220	0	0	0	0
884	**848**	128	500	220	0	0	0	0
885	**847**	127	500	220	0	0	0	0
886	**844**	124	500	220	0	0	0	0
887	**843**	123	500	220	0	0	0	0
888	**843**	123	500	220	0	0	0	0

Valle De Oro Point Total

	100%	25%	25%	10%	15%	10%	10%	5%
Score ID	Total Points	Adjusted Field Points	Attractor Score	Diabetes Score	Crash Score	Socioeconomic Score	Project Priority Score	School Score
889	**842**	122	500	220	0	0	0	0
890	**842**	122	500	220	0	0	0	0
891	**840**	120	500	220	0	0	0	0
892	**839**	119	500	220	0	0	0	0
893	**839**	119	0	220	0	300	0	200
894	**838**	118	500	220	0	0	0	0
895	**837**	117	500	220	0	0	0	0
896	**836**	116	500	220	0	0	0	0
897	**833**	113	500	220	0	0	0	0
898	**833**	113	500	220	0	0	0	0
899	**832**	112	500	220	0	0	0	0
900	**830**	110	0	220	0	300	0	200
901	**826**	106	500	220	0	0	0	0
902	**825**	105	500	220	0	0	0	0
903	**823**	103	500	220	0	0	0	0
904	**822**	102	500	220	0	0	0	0
905	**820**	100	500	220	0	0	0	0
906	**819**	99	500	220	0	0	0	0
907	**819**	99	500	220	0	0	0	0
908	**818**	98	500	220	0	0	0	0
909	**816**	96	0	220	0	300	0	200
910	**813**	93	0	220	0	300	0	200
911	**811**	91	500	220	0	0	0	0
912	**810**	120	0	190	0	300	0	200
913	**810**	90	500	220	0	0	0	0
914	**809**	119	0	190	0	300	0	200
915	**807**	87	500	220	0	0	0	0
916	**806**	101	0	205	0	300	0	200
917	**804**	84	500	220	0	0	0	0
918	**804**	84	0	220	0	300	0	200
919	**804**	84	500	220	0	0	0	0
920	**804**	84	500	220	0	0	0	0
921	**804**	84	500	220	0	0	0	0
922	**804**	84	500	220	0	0	0	0
923	**804**	84	500	220	0	0	0	0
924	**801**	81	500	220	0	0	0	0
925	**800**	80	500	220	0	0	0	0

Valle De Oro Point Total

	100%	25%	25%	10%	15%	10%	10%	5%
Score ID	Total Points	Adjusted Field Points	Attractor Score	Diabetes Score	Crash Score	Socioeconomic Score	Project Priority Score	School Score
926	**800**	80	500	220	0	0	0	0
927	**799**	79	500	220	0	0	0	0
928	**799**	79	500	220	0	0	0	0
929	**797**	77	500	220	0	0	0	0
930	**797**	77	500	220	0	0	0	0
931	**797**	77	500	220	0	0	0	0
932	**796**	76	500	220	0	0	0	0
933	**795**	90	0	205	0	300	0	200
934	**790**	70	500	220	0	0	0	0
935	**789**	69	500	220	0	0	0	0
936	**789**	69	500	220	0	0	0	0
937	**788**	68	500	220	0	0	0	0
938	**786**	66	500	220	0	0	0	0
939	**783**	93	0	190	0	300	0	200
940	**781**	61	500	220	0	0	0	0
941	**778**	58	500	220	0	0	0	0
942	**775**	55	500	220	0	0	0	0
943	**774**	54	500	220	0	0	0	0
944	**773**	53	500	220	0	0	0	0
945	**772**	52	500	220	0	0	0	0
946	**772**	52	500	220	0	0	0	0
947	**771**	51	500	220	0	0	0	0
948	**770**	50	500	220	0	0	0	0
949	**767**	47	500	220	0	0	0	0
950	**767**	47	500	220	0	0	0	0
951	**766**	61	0	205	0	300	0	200
952	**765**	75	0	190	0	300	0	200
953	**765**	60	0	205	0	300	0	200
954	**765**	45	500	220	0	0	0	0
955	**765**	75	0	190	0	300	0	200
956	**765**	75	0	190	0	300	0	200
957	**762**	42	500	220	0	0	0	0
958	**762**	57	0	205	0	300	0	200
959	**759**	39	500	220	0	0	0	0
960	**759**	39	500	220	0	0	0	0
961	**759**	69	0	190	0	300	0	200
962	**758**	38	500	220	0	0	0	0

Valle De Oro Point Total

	100%	25%	25%	10%	15%	10%	10%	5%
Score ID	Total Points	Adjusted Field Points	Attractor Score	Diabetes Score	Crash Score	Socioeconomic Score	Project Priority Score	School Score
963	**758**	38	500	220	0	0	0	0
964	**757**	37	500	220	0	0	0	0
965	**757**	52	0	205	0	300	0	200
966	**757**	52	0	205	0	300	0	200
967	**757**	52	0	205	0	300	0	200
968	**756**	36	500	220	0	0	0	0
969	**756**	36	500	220	0	0	0	0
970	**754**	34	500	220	0	0	0	0
971	**753**	33	500	220	0	0	0	0
972	**753**	33	500	220	0	0	0	0
973	**753**	33	500	220	0	0	0	0
974	**750**	30	500	220	0	0	0	0
975	**750**	30	500	220	0	0	0	0
976	**748**	43	0	205	0	300	0	200
977	**748**	43	0	205	0	300	0	200
978	**748**	28	500	220	0	0	0	0
979	**748**	28	500	220	0	0	0	0
980	**748**	28	500	220	0	0	0	0
981	**748**	28	500	220	0	0	0	0
982	**748**	28	500	220	0	0	0	0
983	**747**	27	500	220	0	0	0	0
984	**747**	27	500	220	0	0	0	0
985	**747**	27	500	220	0	0	0	0
986	**747**	27	500	220	0	0	0	0
987	**744**	39	0	205	0	300	0	200
988	**742**	52	0	190	0	300	0	200
989	**741**	21	500	220	0	0	0	0
990	**741**	21	500	220	0	0	0	0
991	**739**	19	500	220	0	0	0	0
992	**738**	48	0	190	0	300	0	200
993	**738**	18	500	220	0	0	0	0
994	**738**	18	500	220	0	0	0	0
995	**737**	17	500	220	0	0	0	0
996	**737**	17	500	220	0	0	0	0
997	**737**	17	500	220	0	0	0	0
998	**737**	17	500	220	0	0	0	0
999	**736**	31	0	205	0	300	0	200

Valle De Oro Point Total

	100%	25%	25%	10%	15%	10%	10%	5%
Score ID	Total Points	Adjusted Field Points	Attractor Score	Diabetes Score	Crash Score	Socioeconomic Score	Project Priority Score	School Score
1000	**736**	16	500	220	0	0	0	0
1001	**736**	16	500	220	0	0	0	0
1002	**736**	16	500	220	0	0	0	0
1003	**734**	14	500	220	0	0	0	0
1004	**734**	114	0	220	0	0	400	0
1005	**733**	43	0	190	0	300	0	200
1006	**732**	12	500	220	0	0	0	0
1007	**731**	26	0	205	0	300	0	200
1008	**731**	26	0	205	0	300	0	200
1009	**731**	11	500	220	0	0	0	0
1010	**727**	7	500	220	0	0	0	0
1011	**727**	7	500	220	0	0	0	0
1012	**727**	7	500	220	0	0	0	0
1013	**727**	37	0	190	0	300	0	200
1014	**726**	6	500	220	0	0	0	0
1015	**726**	6	500	220	0	0	0	0
1016	**726**	6	500	220	0	0	0	0
1017	**726**	6	500	220	0	0	0	0
1018	**725**	35	0	190	0	300	0	200
1019	**725**	5	500	220	0	0	0	0
1020	**725**	5	500	220	0	0	0	0
1021	**725**	5	500	220	0	0	0	0
1022	**725**	5	500	220	0	0	0	0
1023	**725**	5	500	220	0	0	0	0
1024	**725**	5	500	220	0	0	0	0
1025	**723**	18	0	205	0	300	0	200
1026	**723**	18	0	205	0	300	0	200
1027	**723**	18	0	205	0	300	0	200
1028	**716**	26	0	190	0	300	0	200
1029	**708**	18	0	190	0	300	0	200
1030	**708**	18	0	190	0	300	0	200
1031	**708**	18	0	190	0	300	0	200
1032	**708**	18	0	190	0	300	0	200
1033	**708**	18	0	190	0	300	0	200
1034	**708**	18	0	190	0	300	0	200
1035	**708**	18	0	190	0	300	0	200
1036	**708**	18	0	190	0	300	0	200

Valle De Oro Point Total

	100%	25%	25%	10%	15%	10%	10%	5%
Score ID	Total Points	Adjusted Field Points	Attractor Score	Diabetes Score	Crash Score	Socioeconomic Score	Project Priority Score	School Score
1037	**696**	6	0	190	0	300	0	200
1038	**690**	0	0	190	0	300	0	200
1039	**690**	0	0	190	0	300	0	200
1040	**682**	177	0	205	0	300	0	0
1041	**677**	0	500	177	0	0	0	0
1042	**649**	144	0	205	0	300	0	0
1043	**631**	211	0	220	0	0	0	200
1044	**628**	108	0	220	0	300	0	0
1045	**622**	202	0	220	0	0	0	200
1046	**615**	195	0	220	0	0	0	200
1047	**609**	189	0	220	0	0	0	200
1048	**605**	185	0	220	0	0	0	200
1049	**603**	183	0	220	0	0	0	200
1050	**600**	95	0	205	0	300	0	0
1051	**599**	179	0	220	0	0	0	200
1052	**592**	172	0	220	0	0	0	200
1053	**582**	77	0	205	0	300	0	0
1054	**581**	161	0	220	0	0	0	200
1055	**580**	75	0	205	0	300	0	0
1056	**579**	359	0	220	0	0	0	0
1057	**575**	155	0	220	0	0	0	200
1058	**575**	155	0	220	0	0	0	200
1059	**574**	154	0	220	0	0	0	200
1060	**574**	69	0	205	0	300	0	0
1061	**571**	151	0	220	0	0	0	200
1062	**568**	148	0	220	0	0	0	200
1063	**567**	62	0	205	0	300	0	0
1064	**566**	61	0	205	0	300	0	0
1065	**565**	188	0	177	0	0	0	200
1066	**564**	144	0	220	0	0	0	200
1067	**562**	57	0	205	0	300	0	0
1068	**562**	142	0	220	0	0	0	200
1069	**561**	56	0	205	0	300	0	0
1070	**559**	139	0	220	0	0	0	200
1071	**557**	137	0	220	0	0	0	200
1072	**557**	52	0	205	0	300	0	0
1073	**555**	135	0	220	0	0	0	200

Valle De Oro Point Total

	100%	25%	25%	10%	15%	10%	10%	5%
Score ID	Total Points	Adjusted Field Points	Attractor Score	Diabetes Score	Crash Score	Socioeconomic Score	Project Priority Score	School Score
1074	**555**	135	0	220	0	0	0	200
1075	**554**	134	0	220	0	0	0	200
1076	**554**	134	0	220	0	0	0	200
1077	**553**	133	0	220	0	0	0	200
1078	**552**	132	0	220	0	0	0	200
1079	**550**	130	0	220	0	0	0	200
1080	**549**	44	0	205	0	300	0	0
1081	**549**	44	0	205	0	300	0	0
1082	**548**	43	0	205	0	300	0	0
1083	**547**	127	0	220	0	0	0	200
1084	**544**	124	0	220	0	0	0	200
1085	**543**	123	0	220	0	0	0	200
1086	**543**	53	0	190	0	300	0	0
1087	**541**	121	0	220	0	0	0	200
1088	**541**	36	0	205	0	300	0	0
1089	**540**	120	0	220	0	0	0	200
1090	**540**	120	0	220	0	0	0	200
1091	**540**	120	0	220	0	0	0	200
1092	**539**	119	0	220	0	0	0	200
1093	**539**	119	0	220	0	0	0	200
1094	**539**	119	0	220	0	0	0	200
1095	**534**	114	0	220	0	0	0	200
1096	**532**	112	0	220	0	0	0	200
1097	**532**	112	0	220	0	0	0	200
1098	**531**	26	0	205	0	300	0	0
1099	**531**	26	0	205	0	300	0	0
1100	**531**	26	0	205	0	300	0	0
1101	**531**	26	0	205	0	300	0	0
1102	**531**	111	0	220	0	0	0	200
1103	**530**	110	0	220	0	0	0	200
1104	**527**	107	0	220	0	0	0	200
1105	**527**	107	0	220	0	0	0	200
1106	**523**	103	0	220	0	0	0	200
1107	**523**	103	0	220	0	0	0	200
1108	**523**	18	0	205	0	300	0	0
1109	**523**	18	0	205	0	300	0	0
1110	**523**	18	0	205	0	300	0	0

Valle De Oro Point Total

	100%	25%	25%	10%	15%	10%	10%	5%
Score ID	Total Points	Adjusted Field Points	Attractor Score	Diabetes Score	Crash Score	Socioeconomic Score	Project Priority Score	School Score
1111	**523**	18	0	205	0	300	0	0
1112	**523**	18	0	205	0	300	0	0
1113	**523**	18	0	205	0	300	0	0
1114	**523**	18	0	205	0	300	0	0
1115	**521**	144	0	177	0	0	0	200
1116	**518**	98	0	220	0	0	0	200
1117	**518**	98	0	220	0	0	0	200
1118	**518**	98	0	220	0	0	0	200
1119	**517**	97	0	220	0	0	0	200
1120	**516**	96	0	220	0	0	0	200
1121	**515**	95	0	220	0	0	0	200
1122	**514**	94	0	220	0	0	0	200
1123	**514**	94	0	220	0	0	0	200
1124	**513**	93	0	220	0	0	0	200
1125	**513**	93	0	220	0	0	0	200
1126	**513**	93	0	220	0	0	0	200
1127	**513**	93	0	220	0	0	0	200
1128	**510**	90	0	220	0	0	0	200
1129	**510**	90	0	220	0	0	0	200
1130	**508**	88	0	220	0	0	0	200
1131	**507**	87	0	220	0	0	0	200
1132	**506**	86	0	220	0	0	0	200
1133	**506**	86	0	220	0	0	0	200
1134	**506**	86	0	220	0	0	0	200
1135	**506**	86	0	220	0	0	0	200
1136	**506**	86	0	220	0	0	0	200
1137	**506**	86	0	220	0	0	0	200
1138	**506**	86	0	220	0	0	0	200
1139	**504**	84	0	220	0	0	0	200
1140	**504**	84	0	220	0	0	0	200
1141	**503**	83	0	220	0	0	0	200
1142	**501**	81	0	220	0	0	0	200
1143	**501**	81	0	220	0	0	0	200
1144	**498**	78	0	220	0	0	0	200
1145	**497**	77	0	220	0	0	0	200
1146	**497**	77	0	220	0	0	0	200
1147	**496**	76	0	220	0	0	0	200

Valle De Oro Point Total

	100%	25%	25%	10%	15%	10%	10%	5%
Score ID	Total Points	Adjusted Field Points	Attractor Score	Diabetes Score	Crash Score	Socioeconomic Score	Project Priority Score	School Score
1148	**495**	75	0	220	0	0	0	200
1149	**494**	74	0	220	0	0	0	200
1150	**494**	74	0	220	0	0	0	200
1151	**493**	73	0	220	0	0	0	200
1152	**492**	72	0	220	0	0	0	200
1153	**490**	70	0	220	0	0	0	200
1154	**490**	70	0	220	0	0	0	200
1155	**490**	70	0	220	0	0	0	200
1156	**490**	70	0	220	0	0	0	200
1157	**489**	69	0	220	0	0	0	200
1158	**489**	69	0	220	0	0	0	200
1159	**489**	69	0	220	0	0	0	200
1160	**487**	67	0	220	0	0	0	200
1161	**486**	66	0	220	0	0	0	200
1162	**486**	266	0	220	0	0	0	0
1163	**485**	65	0	220	0	0	0	200
1164	**483**	63	0	220	0	0	0	200
1165	**483**	63	0	220	0	0	0	200
1166	**480**	60	0	220	0	0	0	200
1167	**480**	60	0	220	0	0	0	200
1168	**479**	59	0	220	0	0	0	200
1169	**478**	58	0	220	0	0	0	200
1170	**478**	58	0	220	0	0	0	200
1171	**478**	58	0	220	0	0	0	200
1172	**478**	58	0	220	0	0	0	200
1173	**476**	56	0	220	0	0	0	200
1174	**474**	54	0	220	0	0	0	200
1175	**474**	54	0	220	0	0	0	200
1176	**472**	52	0	220	0	0	0	200
1177	**472**	52	0	220	0	0	0	200
1178	**472**	52	0	220	0	0	0	200
1179	**472**	52	0	220	0	0	0	200
1180	**472**	52	0	220	0	0	0	200
1181	**472**	52	0	220	0	0	0	200
1182	**472**	52	0	220	0	0	0	200
1183	**472**	52	0	220	0	0	0	200
1184	**470**	50	0	220	0	0	0	200

Valle De Oro Point Total

	100%	25%	25%	10%	15%	10%	10%	5%
Score ID	Total Points	Adjusted Field Points	Attractor Score	Diabetes Score	Crash Score	Socioeconomic Score	Project Priority Score	School Score
1185	**470**	50	0	220	0	0	0	200
1186	**470**	50	0	220	0	0	0	200
1187	**470**	50	0	220	0	0	0	200
1188	**470**	50	0	220	0	0	0	200
1189	**469**	49	0	220	0	0	0	200
1190	**469**	49	0	220	0	0	0	200
1191	**467**	47	0	220	0	0	0	200
1192	**467**	47	0	220	0	0	0	200
1193	**466**	46	0	220	0	0	0	200
1194	**466**	46	0	220	0	0	0	200
1195	**466**	46	0	220	0	0	0	200
1196	**464**	44	0	220	0	0	0	200
1197	**463**	43	0	220	0	0	0	200
1198	**463**	43	0	220	0	0	0	200
1199	**463**	43	0	220	0	0	0	200
1200	**463**	43	0	220	0	0	0	200
1201	**463**	43	0	220	0	0	0	200
1202	**463**	43	0	220	0	0	0	200
1203	**463**	43	0	220	0	0	0	200
1204	**463**	43	0	220	0	0	0	200
1205	**463**	43	0	220	0	0	0	200
1206	**463**	43	0	220	0	0	0	200
1207	**462**	42	0	220	0	0	0	200
1208	**459**	39	0	220	0	0	0	200
1209	**459**	39	0	220	0	0	0	200
1210	**459**	39	0	220	0	0	0	200
1211	**459**	39	0	220	0	0	0	200
1212	**458**	38	0	220	0	0	0	200
1213	**456**	36	0	220	0	0	0	200
1214	**455**	35	0	220	0	0	0	200
1215	**455**	35	0	220	0	0	0	200
1216	**455**	35	0	220	0	0	0	200
1217	**455**	35	0	220	0	0	0	200
1218	**455**	35	0	220	0	0	0	200
1219	**455**	35	0	220	0	0	0	200
1220	**455**	35	0	220	0	0	0	200
1221	**455**	35	0	220	0	0	0	200

Valle De Oro Point Total

	100%	25%	25%	10%	15%	10%	10%	5%
Score ID	Total Points	Adjusted Field Points	Attractor Score	Diabetes Score	Crash Score	Socioeconomic Score	Project Priority Score	School Score
1222	**455**	35	0	220	0	0	0	200
1223	**455**	35	0	220	0	0	0	200
1224	**455**	35	0	220	0	0	0	200
1225	**455**	35	0	220	0	0	0	200
1226	**455**	35	0	220	0	0	0	200
1227	**453**	33	0	220	0	0	0	200
1228	**453**	33	0	220	0	0	0	200
1229	**450**	30	0	220	0	0	0	200
1230	**446**	26	0	220	0	0	0	200
1231	**446**	26	0	220	0	0	0	200
1232	**446**	26	0	220	0	0	0	200
1233	**446**	26	0	220	0	0	0	200
1234	**446**	26	0	220	0	0	0	200
1235	**446**	26	0	220	0	0	0	200
1236	**446**	26	0	220	0	0	0	200
1237	**446**	26	0	220	0	0	0	200
1238	**446**	26	0	220	0	0	0	200
1239	**446**	26	0	220	0	0	0	200
1240	**446**	26	0	220	0	0	0	200
1241	**446**	26	0	220	0	0	0	200
1242	**446**	26	0	220	0	0	0	200
1243	**440**	20	0	220	0	0	0	200
1244	**438**	18	0	220	0	0	0	200
1245	**438**	18	0	220	0	0	0	200
1246	**438**	18	0	220	0	0	0	200
1247	**438**	18	0	220	0	0	0	200
1248	**438**	18	0	220	0	0	0	200
1249	**438**	18	0	220	0	0	0	200
1250	**438**	18	0	220	0	0	0	200
1251	**438**	18	0	220	0	0	0	200
1252	**438**	18	0	220	0	0	0	200
1253	**438**	18	0	220	0	0	0	200
1254	**438**	18	0	220	0	0	0	200
1255	**438**	18	0	220	0	0	0	200
1256	**438**	18	0	220	0	0	0	200
1257	**438**	18	0	220	0	0	0	200
1258	**438**	18	0	220	0	0	0	200

Valle De Oro Point Total

	100%	25%	25%	10%	15%	10%	10%	5%
Score ID	Total Points	Adjusted Field Points	Attractor Score	Diabetes Score	Crash Score	Socioeconomic Score	Project Priority Score	School Score
1259	**438**	18	0	220	0	0	0	200
1260	**438**	18	0	220	0	0	0	200
1261	**438**	18	0	220	0	0	0	200
1262	**437**	60	0	177	0	0	0	200
1263	**437**	17	0	220	0	0	0	200
1264	**432**	12	0	220	0	0	0	200
1265	**431**	11	0	220	0	0	0	200
1266	**429**	52	0	177	0	0	0	200
1267	**427**	7	0	220	0	0	0	200
1268	**427**	7	0	220	0	0	0	200
1269	**426**	6	0	220	0	0	0	200
1270	**426**	6	0	220	0	0	0	200
1271	**426**	6	0	220	0	0	0	200
1272	**426**	6	0	220	0	0	0	200
1273	**426**	6	0	220	0	0	0	200
1274	**426**	6	0	220	0	0	0	200
1275	**426**	6	0	220	0	0	0	200
1276	**426**	6	0	220	0	0	0	200
1277	**425**	5	0	220	0	0	0	200
1278	**425**	5	0	220	0	0	0	200
1279	**420**	0	0	220	0	0	0	200
1280	**420**	0	0	220	0	0	0	200
1281	**420**	0	0	220	0	0	0	200
1282	**420**	0	0	220	0	0	0	200
1283	**420**	0	0	220	0	0	0	200
1284	**420**	0	0	220	0	0	0	200
1285	**415**	195	0	220	0	0	0	0
1286	**414**	194	0	220	0	0	0	0
1287	**399**	179	0	220	0	0	0	0
1288	**399**	179	0	220	0	0	0	0
1289	**396**	176	0	220	0	0	0	0
1290	**387**	167	0	220	0	0	0	0
1291	**373**	153	0	220	0	0	0	0
1292	**370**	150	0	220	0	0	0	0
1293	**370**	150	0	220	0	0	0	0
1294	**366**	146	0	220	0	0	0	0
1295	**364**	144	0	220	0	0	0	0

Valle De Oro Point Total

	100%	25%	25%	10%	15%	10%	10%	5%
Score ID	Total Points	Adjusted Field Points	Attractor Score	Diabetes Score	Crash Score	Socioeconomic Score	Project Priority Score	School Score
1296	**362**	142	0	220	0	0	0	0
1297	**359**	139	0	220	0	0	0	0
1298	**357**	137	0	220	0	0	0	0
1299	**356**	136	0	220	0	0	0	0
1300	**355**	135	0	220	0	0	0	0
1301	**354**	134	0	220	0	0	0	0
1302	**354**	134	0	220	0	0	0	0
1303	**352**	132	0	220	0	0	0	0
1304	**346**	126	0	220	0	0	0	0
1305	**344**	124	0	220	0	0	0	0
1306	**343**	123	0	220	0	0	0	0
1307	**340**	120	0	220	0	0	0	0
1308	**337**	117	0	220	0	0	0	0
1309	**329**	109	0	220	0	0	0	0
1310	**327**	107	0	220	0	0	0	0
1311	**326**	106	0	220	0	0	0	0
1312	**324**	104	0	220	0	0	0	0
1313	**323**	103	0	220	0	0	0	0
1314	**322**	102	0	220	0	0	0	0
1315	**322**	102	0	220	0	0	0	0
1316	**319**	99	0	220	0	0	0	0
1317	**319**	99	0	220	0	0	0	0
1318	**317**	97	0	220	0	0	0	0
1319	**313**	93	0	220	0	0	0	0
1320	**313**	93	0	220	0	0	0	0
1321	**312**	92	0	220	0	0	0	0
1322	**311**	91	0	220	0	0	0	0
1323	**308**	88	0	220	0	0	0	0
1324	**307**	87	0	220	0	0	0	0
1325	**306**	86	0	220	0	0	0	0
1326	**304**	84	0	220	0	0	0	0
1327	**304**	84	0	220	0	0	0	0
1328	**303**	83	0	220	0	0	0	0
1329	**303**	83	0	220	0	0	0	0
1330	**300**	80	0	220	0	0	0	0
1331	**297**	77	0	220	0	0	0	0
1332	**297**	77	0	220	0	0	0	0

Valle De Oro Point Total

	100%	25%	25%	10%	15%	10%	10%	5%
Score ID	Total Points	Adjusted Field Points	Attractor Score	Diabetes Score	Crash Score	Socioeconomic Score	Project Priority Score	School Score
1333	**294**	74	0	220	0	0	0	0
1334	**294**	74	0	220	0	0	0	0
1335	**293**	73	0	220	0	0	0	0
1336	**293**	73	0	220	0	0	0	0
1337	**292**	72	0	220	0	0	0	0
1338	**288**	111	0	177	0	0	0	0
1339	**286**	66	0	220	0	0	0	0
1340	**285**	65	0	220	0	0	0	0
1341	**285**	65	0	220	0	0	0	0
1342	**283**	63	0	220	0	0	0	0
1343	**282**	62	0	220	0	0	0	0
1344	**282**	62	0	220	0	0	0	0
1345	**281**	61	0	220	0	0	0	0
1346	**280**	60	0	220	0	0	0	0
1347	**279**	59	0	220	0	0	0	0
1348	**276**	56	0	220	0	0	0	0
1349	**273**	53	0	220	0	0	0	0
1350	**272**	52	0	220	0	0	0	0
1351	**270**	50	0	220	0	0	0	0
1352	**270**	50	0	220	0	0	0	0
1353	**270**	50	0	220	0	0	0	0
1354	**270**	50	0	220	0	0	0	0
1355	**269**	49	0	220	0	0	0	0
1356	**269**	49	0	220	0	0	0	0
1357	**269**	49	0	220	0	0	0	0
1358	**269**	49	0	220	0	0	0	0
1359	**269**	49	0	220	0	0	0	0
1360	**267**	47	0	220	0	0	0	0
1361	**264**	44	0	220	0	0	0	0
1362	**263**	43	0	220	0	0	0	0
1363	**263**	43	0	220	0	0	0	0
1364	**262**	42	0	220	0	0	0	0
1365	**261**	41	0	220	0	0	0	0
1366	**261**	41	0	220	0	0	0	0
1367	**260**	40	0	220	0	0	0	0
1368	**257**	37	0	220	0	0	0	0
1369	**256**	36	0	220	0	0	0	0

Valle De Oro Point Total

	100%	25%	25%	10%	15%	10%	10%	5%
Score ID	Total Points	Adjusted Field Points	Attractor Score	Diabetes Score	Crash Score	Socioeconomic Score	Project Priority Score	School Score
1370	**255**	35	0	220	0	0	0	0
1371	**255**	35	0	220	0	0	0	0
1372	**255**	35	0	220	0	0	0	0
1373	**253**	33	0	220	0	0	0	0
1374	**252**	32	0	220	0	0	0	0
1375	**249**	29	0	220	0	0	0	0
1376	**248**	28	0	220	0	0	0	0
1377	**248**	28	0	220	0	0	0	0
1378	**248**	28	0	220	0	0	0	0
1379	**248**	28	0	220	0	0	0	0
1380	**248**	28	0	220	0	0	0	0
1381	**248**	28	0	220	0	0	0	0
1382	**248**	28	0	220	0	0	0	0
1383	**247**	27	0	220	0	0	0	0
1384	**247**	27	0	220	0	0	0	0
1385	**247**	27	0	220	0	0	0	0
1386	**247**	27	0	220	0	0	0	0
1387	**246**	26	0	220	0	0	0	0
1388	**246**	26	0	220	0	0	0	0
1389	**245**	25	0	220	0	0	0	0
1390	**245**	25	0	220	0	0	0	0
1391	**245**	25	0	220	0	0	0	0
1392	**244**	24	0	220	0	0	0	0
1393	**240**	20	0	220	0	0	0	0
1394	**239**	19	0	220	0	0	0	0
1395	**239**	19	0	220	0	0	0	0
1396	**239**	19	0	220	0	0	0	0
1397	**239**	19	0	220	0	0	0	0
1398	**238**	18	0	220	0	0	0	0
1399	**238**	18	0	220	0	0	0	0
1400	**238**	18	0	220	0	0	0	0
1401	**238**	18	0	220	0	0	0	0
1402	**238**	18	0	220	0	0	0	0
1403	**238**	18	0	220	0	0	0	0
1404	**238**	18	0	220	0	0	0	0
1405	**238**	18	0	220	0	0	0	0
1406	**238**	18	0	220	0	0	0	0

Valle De Oro Point Total

	100%	25%	25%	10%	15%	10%	10%	5%
Score ID	Total Points	Adjusted Field Points	Attractor Score	Diabetes Score	Crash Score	Socioeconomic Score	Project Priority Score	School Score
1407	**238**	18	0	220	0	0	0	0
1408	**238**	18	0	220	0	0	0	0
1409	**238**	18	0	220	0	0	0	0
1410	**238**	18	0	220	0	0	0	0
1411	**237**	17	0	220	0	0	0	0
1412	**237**	17	0	220	0	0	0	0
1413	**236**	16	0	220	0	0	0	0
1414	**235**	15	0	220	0	0	0	0
1415	**235**	15	0	220	0	0	0	0
1416	**234**	14	0	220	0	0	0	0
1417	**233**	13	0	220	0	0	0	0
1418	**231**	11	0	220	0	0	0	0
1419	**231**	11	0	220	0	0	0	0
1420	**228**	51	0	177	0	0	0	0
1421	**226**	6	0	220	0	0	0	0
1422	**226**	6	0	220	0	0	0	0
1423	**226**	6	0	220	0	0	0	0
1424	**226**	6	0	220	0	0	0	0
1425	**226**	6	0	220	0	0	0	0
1426	**225**	5	0	220	0	0	0	0
1427	**225**	5	0	220	0	0	0	0
1428	**225**	5	0	220	0	0	0	0
1429	**220**	0	0	220	0	0	0	0
1430	**220**	0	0	220	0	0	0	0
1431	**220**	0	0	220	0	0	0	0
1432	**220**	0	0	220	0	0	0	0
1433	**220**	0	0	220	0	0	0	0
1434	**220**	0	0	220	0	0	0	0
1435	**220**	0	0	220	0	0	0	0
1436	**197**	20	0	177	0	0	0	0
1437	**195**	18	0	177	0	0	0	0
1438	**195**	18	0	177	0	0	0	0

This page intentionally left blank

Valley Center

PGA Results

This page intentionally left blank

School

Library

Attractor Land Use

Parks

Valley Center CPA

Total Points

215 - 627

628 - 1191

1192 - 1535

1536 - 1824

1825 - 2327

1

2

3

4

5

6

7

8

Valley Center

Pala-Pauma

North County Metro

3/31/2016 J:\N M\Mata\144454\GIS\MXD\ValleyCenter Index Map.mxd

Michael Baker INTERNATIONAL

0 2,000 4,000 8,000 Feet

Source: San Diego County, SANDAG, SanGIS, Eagle Aerial, ESRI

San Diego County ATP

Valley Center PGA

Index Map

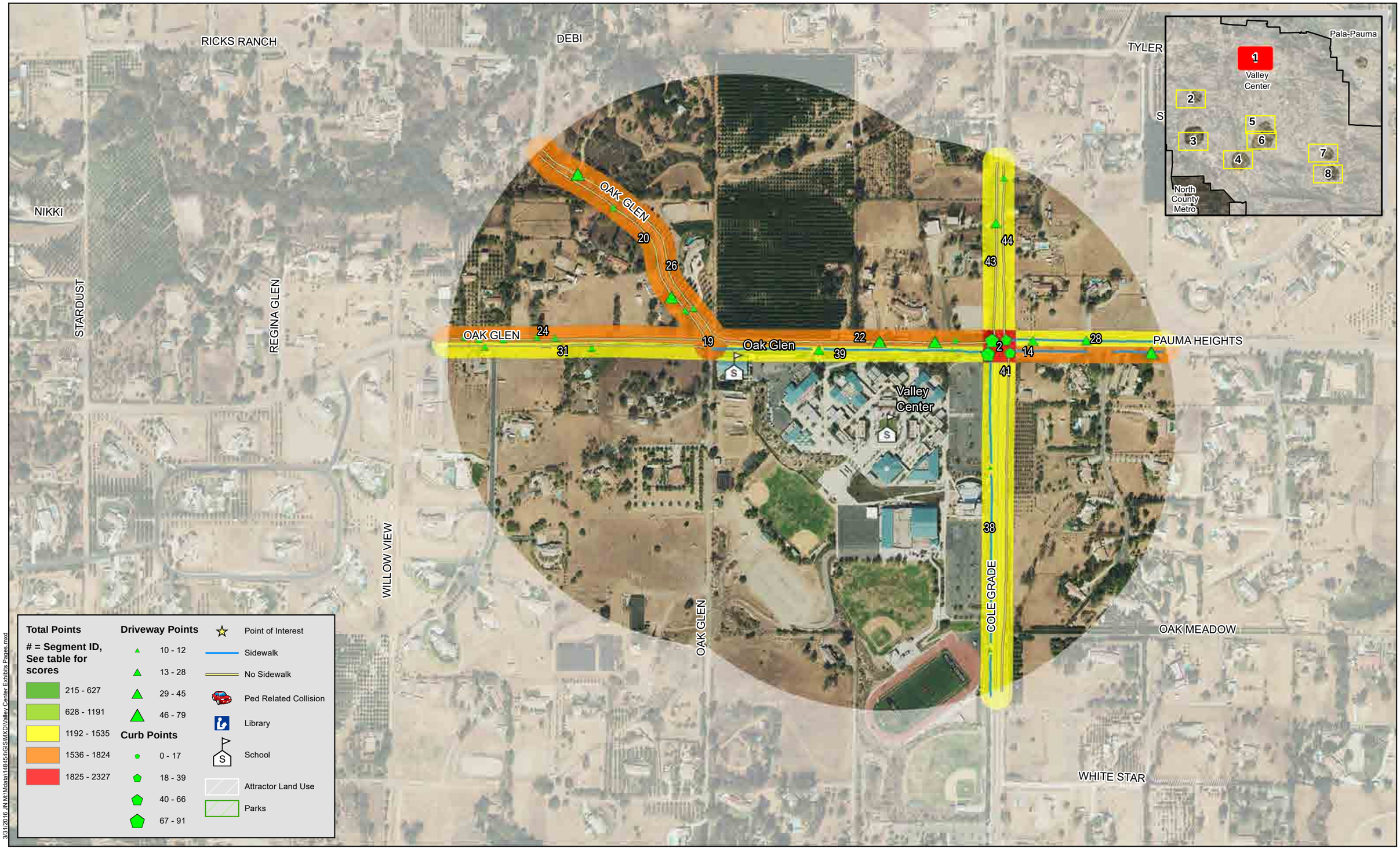

San Diego County ATP

Valley Center PGA

Map 1

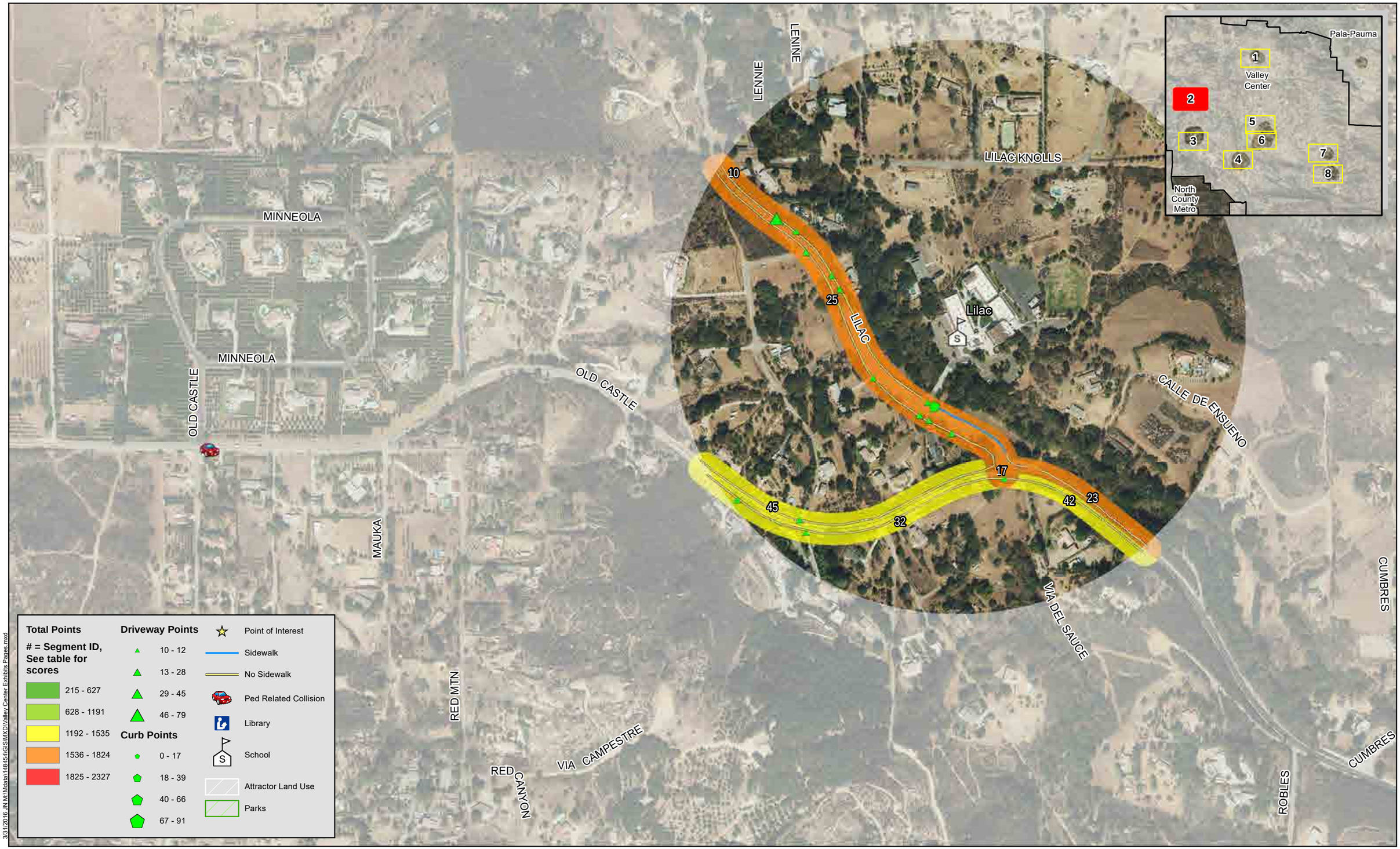

Michael Baker INTERNATIONAL

0 250 500 1,000 Feet

Source: San Diego County, SANDAG, SanGIS, Eagle Aerial, ESRI

San Diego County ATP

Valley Center PGA

Map 2

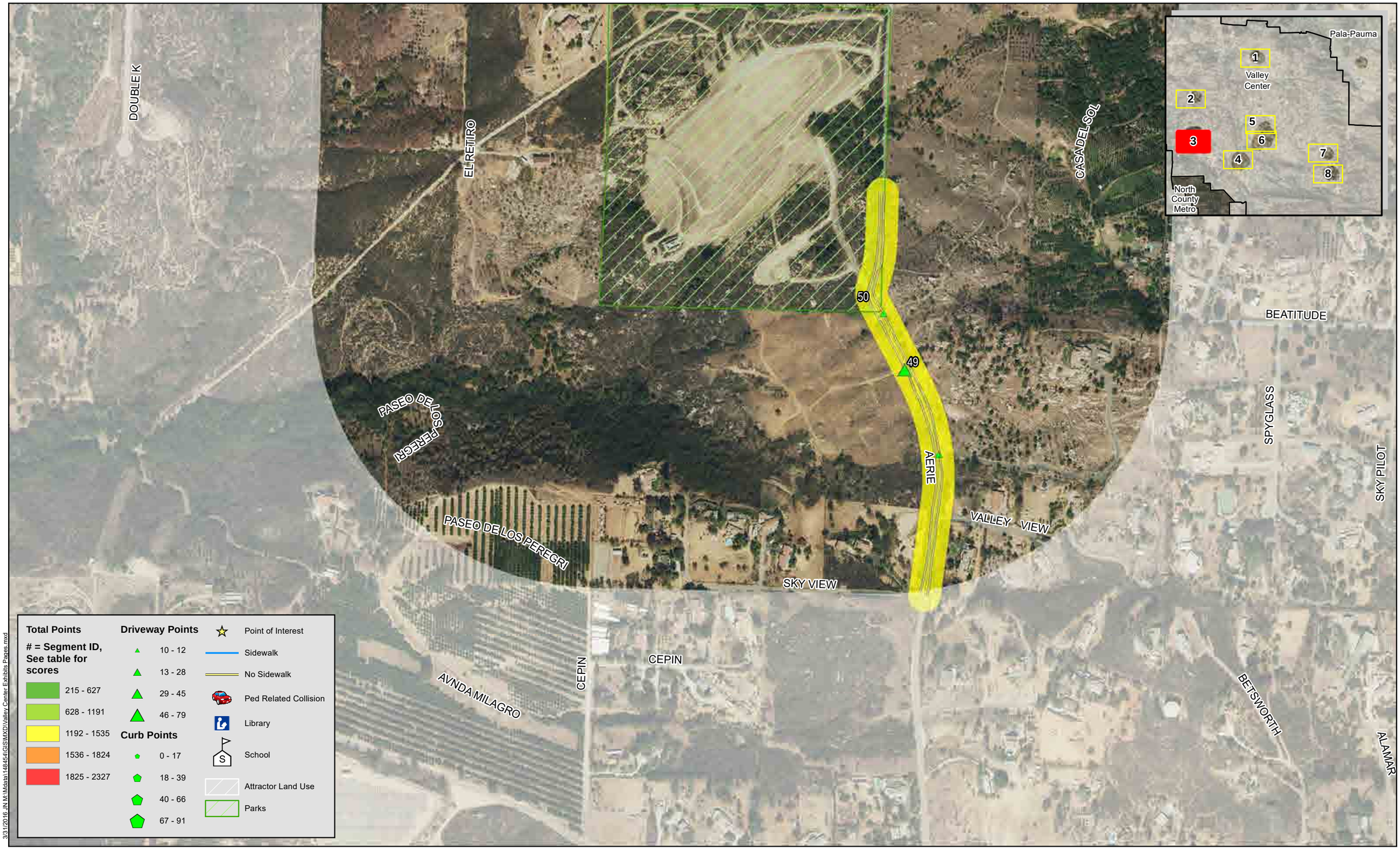

Michael Baker INTERNATIONAL

0 250 500 1,000 Feet

Source: San Diego County, SANDAG, SanGIS, Eagle Aerial, ESRI

San Diego County ATP

Valley Center PGA

Map 3

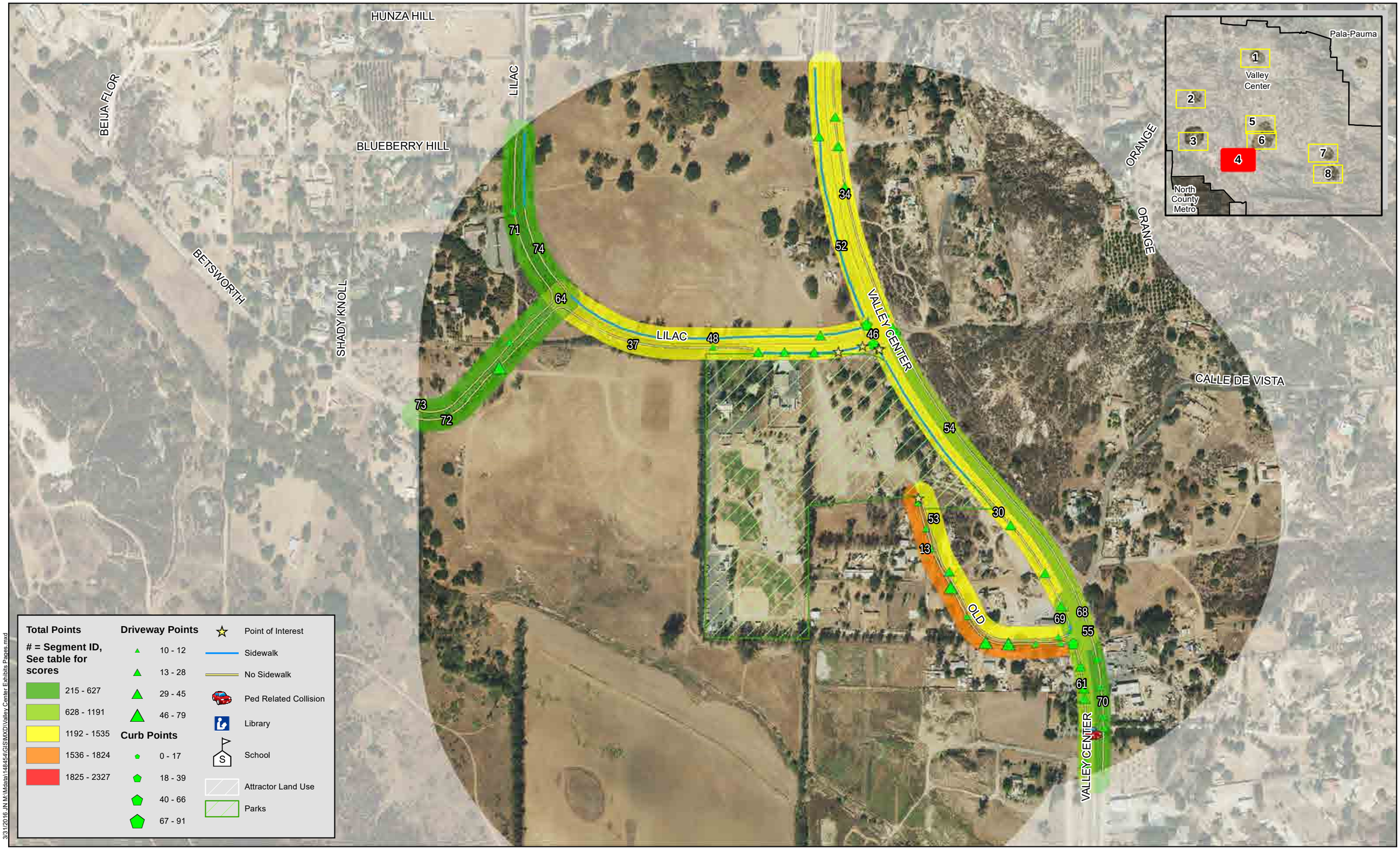

San Diego County ATP

Valley Center PGA

Map 4

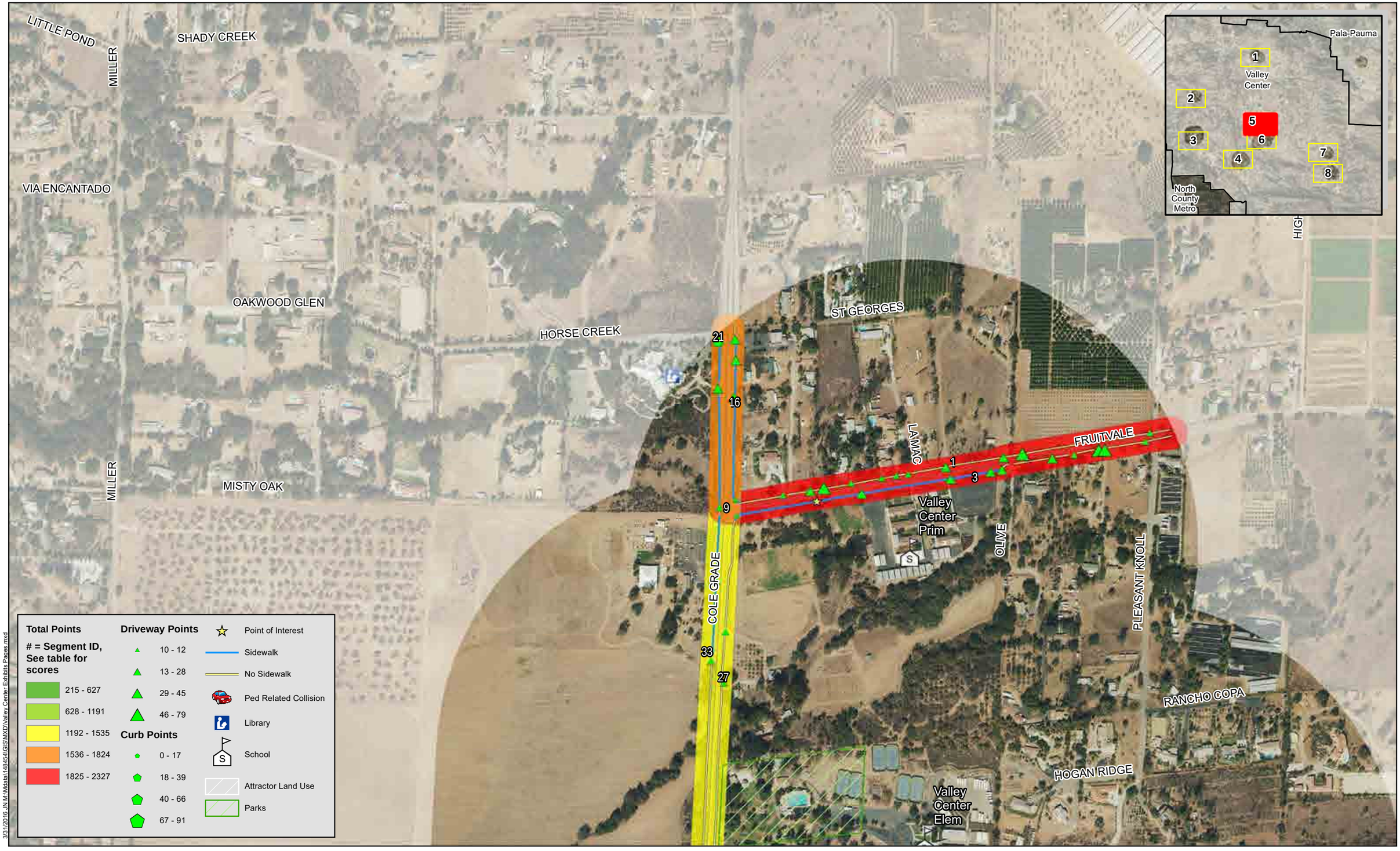

3/31/2016 J:\N M\Mdata\144454\GIS\MXD\Valley Center Exhibits Pages.mxd

Michael Baker INTERNATIONAL

0 250 500 1,000 Feet

Source: San Diego County, SANDAG, SanGIS, Eagle Aerial, ESRI

San Diego County ATP

Valley Center PGA

Map 5

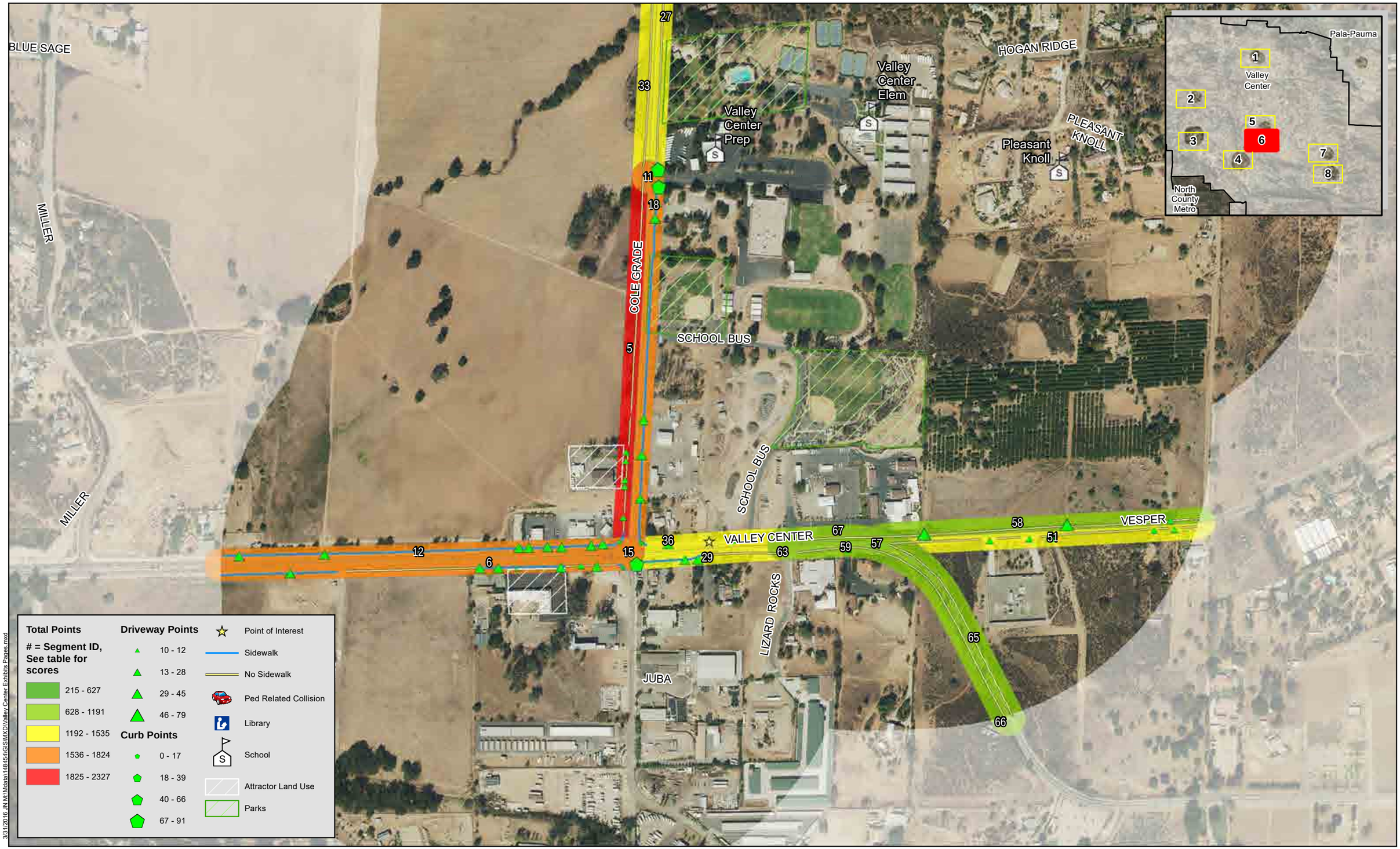

3/31/2016 JN M:\Mdata\148454\GIS\MXD\Valley Center Exhibits Pages.mxd

Michael Baker INTERNATIONAL

0 250 500 1,000 Feet

Source: San Diego County, SANDAG, SanGIS, Eagle Aerial, ESRI

San Diego County ATP

Valley Center PGA

Map 6

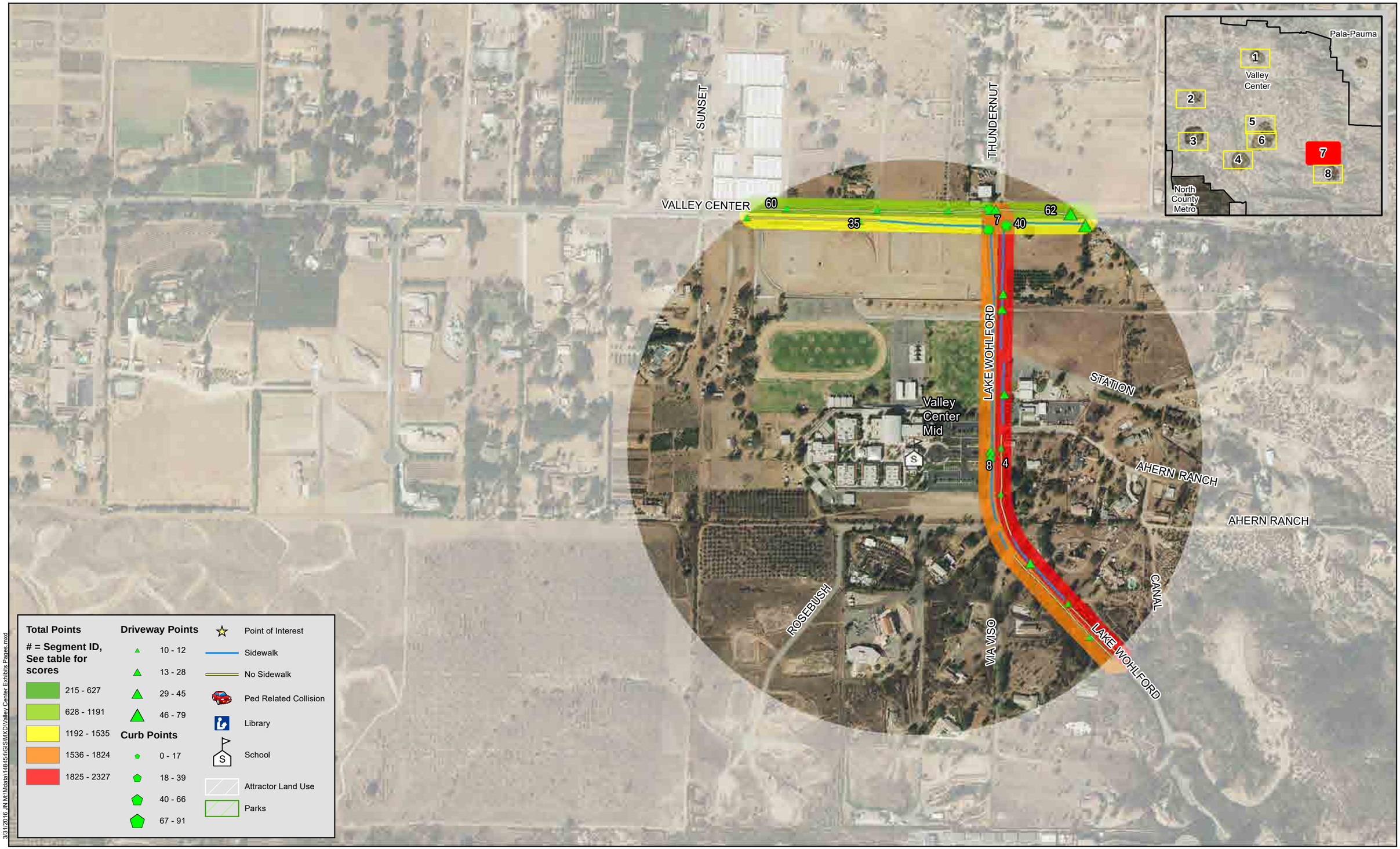

Michael Baker INTERNATIONAL

0 250 500 1,000 Feet

Source: San Diego County, SANDAG, SanGIS, Eagle Aerial, ESRI

San Diego County ATP

Valley Center PGA

Map 7

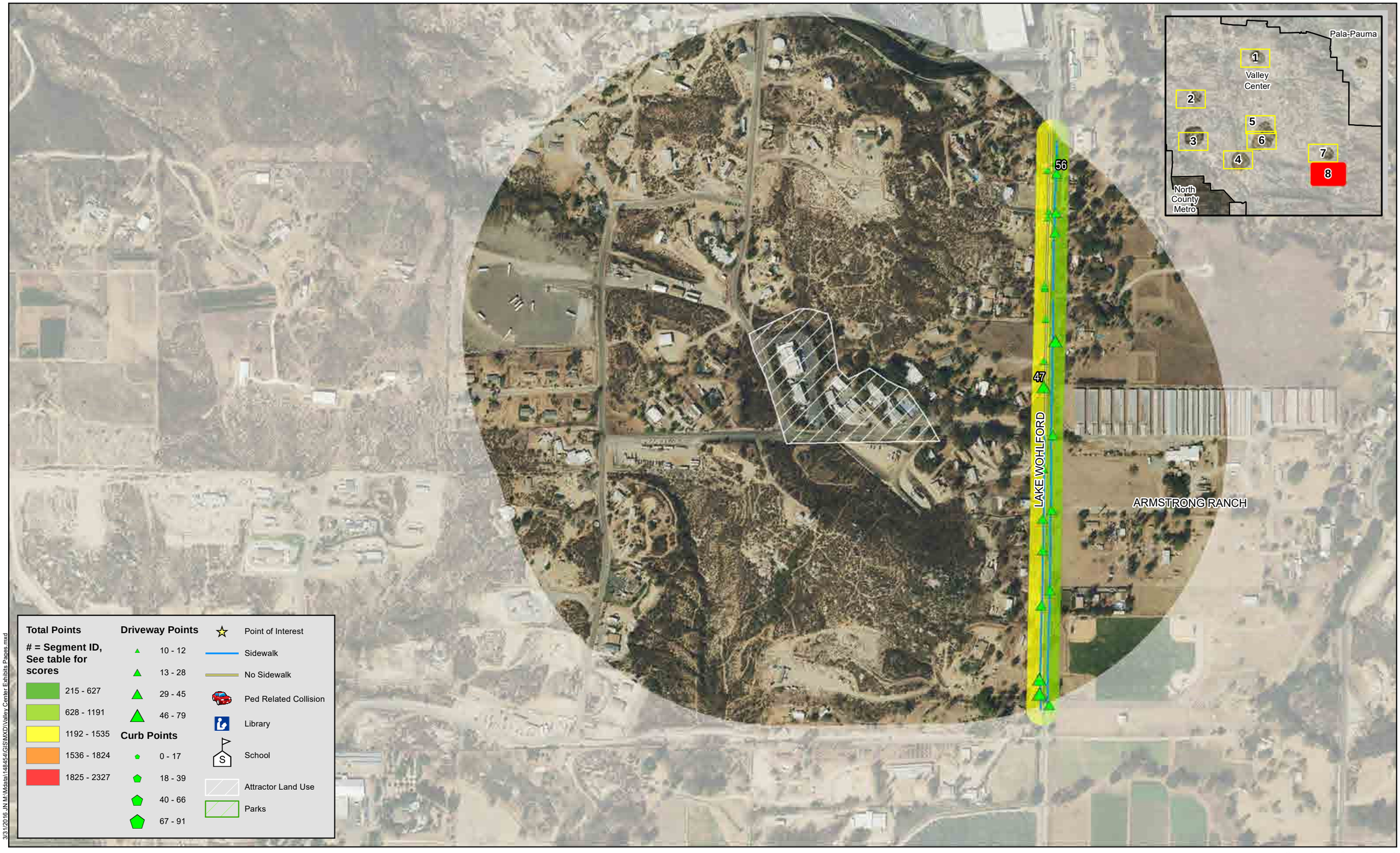

3/31/2016 JN M:\Mdata\148454\GIS\MXD\Valley Center Exhibits Pages.mxd

Michael Baker INTERNATIONAL

0 250 500 1,000 Feet

Source: San Diego County, SANDAG, SanGIS, Eagle Aerial, ESRI

San Diego County ATP

Valley Center PGA

Map 8

Valley Center Point Total

	100%	25%	25%	10%	15%	10%	10%	5%
Score ID	Total Points	Adjusted Field Points	Attractor Score	Diabetes Score	Crash Score	Socioeconomic Score	Project Priority Score	School Score
1	**2327**	1000	1000	127	0	0	0	200
2	**2288**	961	1000	127	0	0	0	200
3	**2222**	895	1000	127	0	0	0	200
4	**1954**	627	1000	127	0	0	0	200
5	**1921**	594	1000	127	0	0	0	200
6	**1825**	498	1000	127	0	0	0	200
7	**1821**	494	1000	127	0	0	0	200
8	**1770**	443	1000	127	0	0	0	200
9	**1762**	435	1000	127	0	0	0	200
10	**1753**	426	1000	127	0	0	0	200
11	**1739**	412	1000	127	0	0	0	200
12	**1710**	383	1000	127	0	0	0	200
13	**1706**	579	1000	127	0	0	0	0
14	**1678**	351	1000	127	0	0	0	200
15	**1645**	318	1000	127	0	0	0	200
16	**1616**	289	1000	127	0	0	0	200
17	**1599**	272	1000	127	0	0	0	200
18	**1593**	266	1000	127	0	0	0	200
19	**1590**	263	1000	127	0	0	0	200
20	**1576**	249	1000	127	0	0	0	200
21	**1576**	249	1000	127	0	0	0	200
22	**1573**	246	1000	127	0	0	0	200
23	**1568**	241	1000	127	0	0	0	200
24	**1546**	219	1000	127	0	0	0	200
25	**1546**	219	1000	127	0	0	0	200
26	**1545**	218	1000	127	0	0	0	200
27	**1535**	208	1000	127	0	0	0	200
28	**1522**	195	1000	127	0	0	0	200
29	**1522**	195	1000	127	0	0	0	200
30	**1509**	382	1000	127	0	0	0	0
31	**1501**	174	1000	127	0	0	0	200
32	**1501**	174	1000	127	0	0	0	200
33	**1498**	171	1000	127	0	0	0	200
34	**1494**	367	1000	127	0	0	0	0
35	**1481**	154	1000	127	0	0	0	200
36	**1480**	153	1000	127	0	0	0	200
37	**1473**	346	1000	127	0	0	0	0

Valley Center Point Total

	100%	25%	25%	10%	15%	10%	10%	5%
Score ID	Total Points	Adjusted Field Points	Attractor Score	Diabetes Score	Crash Score	Socioeconomic Score	Project Priority Score	School Score
38	**1455**	128	1000	127	0	0	0	200
39	**1447**	120	1000	127	0	0	0	200
40	**1440**	113	1000	127	0	0	0	200
41	**1439**	112	1000	127	0	0	0	200
42	**1439**	112	1000	127	0	0	0	200
43	**1431**	104	1000	127	0	0	0	200
44	**1422**	95	1000	127	0	0	0	200
45	**1422**	95	1000	127	0	0	0	200
46	**1399**	272	1000	127	0	0	0	0
47	**1390**	763	500	127	0	0	0	0
48	**1335**	208	1000	127	0	0	0	0
49	**1332**	205	1000	127	0	0	0	0
50	**1314**	187	1000	127	0	0	0	0
51	**1312**	485	500	127	0	0	0	200
52	**1292**	165	1000	127	0	0	0	0
53	**1261**	134	1000	127	0	0	0	0
54	**1192**	65	1000	127	0	0	0	0
55	**1182**	555	500	127	0	0	0	0
56	**1146**	519	500	127	0	0	0	0
57	**1133**	306	500	127	0	0	0	200
58	**1073**	246	500	127	0	0	0	200
59	**987**	160	500	127	0	0	0	200
60	**984**	157	500	127	0	0	0	200
61	**973**	246	0	127	600	0	0	0
62	**967**	140	500	127	0	0	0	200
63	**939**	112	500	127	0	0	0	200
64	**924**	297	500	127	0	0	0	0
65	**892**	65	500	127	0	0	0	200
66	**892**	65	500	127	0	0	0	200
67	**892**	65	500	127	0	0	0	200
68	**692**	65	500	127	0	0	0	0
69	**627**	0	500	127	0	0	0	0
70	**315**	188	0	127	0	0	0	0
71	**270**	143	0	127	0	0	0	0
72	**267**	140	0	127	0	0	0	0
73	**222**	95	0	127	0	0	0	0
74	**215**	88	0	127	0	0	0	0