

# The Jepson Herbarium

University of California, Berkeley



Jepson Herbarium

[Home](#) [About](#) [Research](#) [Databases](#) [eFloras](#) [Education & Outreach](#) [Archives](#) [Contact](#) [Donate](#)

## Jepson eFlora: Taxon page

### Vascular Plants of California

[Key to families](#) | [Table of families and genera](#)

[Index to accepted names and synonyms:](#)

A | B | C | D | E | F | G | H | I | J | K | L | M |  
N | O | P | Q | R | S | T | U | V | W | X | Y | Z

## Schismus barbatus

### Higher Taxonomy

<b>Family: Poaceae (Gramineae)</b>	<a href="#">View Description</a>	<a href="#">Dichotomous Key</a>
<b>Genus: Schismus</b>	<a href="#">View Description</a>	<a href="#">Dichotomous Key</a>

### *Schismus barbatus* (L.) Thell.

#### NATURALIZED

**Habit:** Annual. **Stem:** generally 2--16 cm. **Leaf:** blade < 2 mm wide, thread-like. **Spikelet:** glume 4--5 mm; lemma 2--2.5 mm, teeth +- < 0.2 x lemma; palea 1.5--2.5 mm. **Chromosomes:** 2n=12.

**Ecology:** Dry, open, generally disturbed areas; **Elevation:** < 1200 m. **Bioregional Distribution:** Teh, SnJV, SCoRO, SW, D; **Distribution Outside California:** to Texas, northern Mexico; native to southern Europe, Africa. **Flowering Time:** Mar--Apr

**Jepson eFlora Author:** Kelly W. Allred

**Reference:** Kellogg 2003 FNANM 25:307--308

[Index of California Plant Names \(ICPN; linked via the Jepson Online Interchange\)](#)

**Weed listed by Cal-IPC**

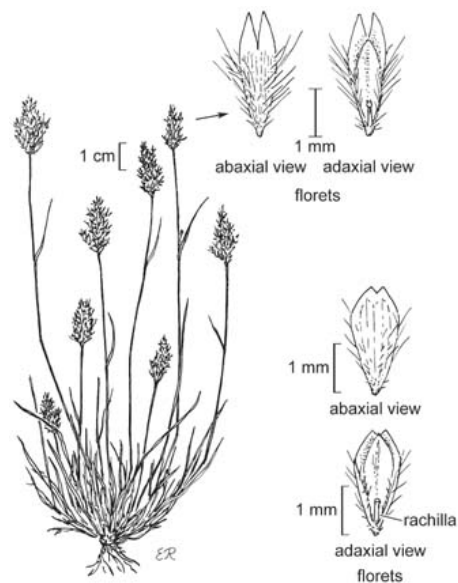
List of species ▾

Previous taxon: *Schismus arabicus*

Next taxon: *Sclerochloa*

Name Search

### Botanical illustration including *Schismus barbatus*



*Schismus arabicus*

*Schismus barbatus*

© Regents of the University of California

### Contact/Feedback

Citation for this treatment: Kelly W. Allred 2012, *Schismus barbatus*, in Jepson Flora Project (eds.) *Jepson eFlora*, /eflora/eflora\_display.php?tid=43511, accessed on March 20, 2020.

Citation for the whole project: Jepson Flora Project (eds.) 2020, *Jepson eFlora*, https://ucjeps.berkeley.edu/eflora/, accessed on March 20, 2020.

*Schismus barbatus*



© 2007 Neal Kramer

*Schismus barbatus*



© 2011 Steve Matson

*Schismus barbatus*



© 2011 Steve Matson

*Schismus barbatus*



© 2010 Neal Kramer

*Schismus barbatus*



© 2011 Steve Matson

*Schismus barbatus*



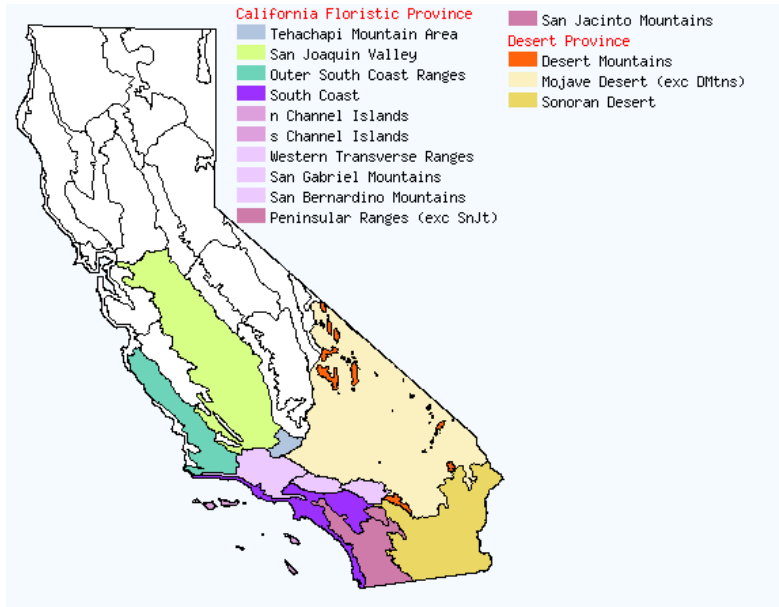
© 2011 Steve Matson

[More photos of Schismus barbatus in CalPhotos](#)

**MAP CONTROLS**

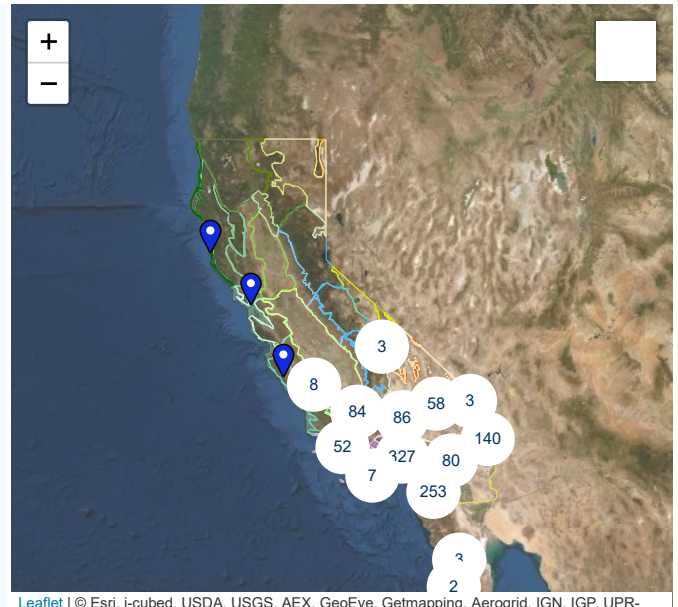
1. You can change the display of the base map and layers by clicking on the layer control box in the upper right-hand corner.
  2. California county polygons can be turned off and on in the layer control box.
  3. Filling of Jepson subdivision polygons can be turned off and on in the layer control box.
  4. Moving the cursor over any numbered cluster will show the range boundary of the included specimens (with a blue polygon).
  5. **Marker clustering** can be turned off by clicking this link: [Marker Clustering OFF](#)
- WARNING:** Turning this off might cause maps with large numbers of specimens to load slowly.

Geographic subdivisions for *Schismus barbatus*:  
Teh, SnJV, SCoRO, SW, D



(Note: any qualifiers in the taxon distribution description, such as 'northern', 'southern', 'adjacent' etc., are not reflected in the map above, and in some cases indication of a taxon in a subdivision is based on a single collection or author-verified occurrence).

[View elevation by latitude chart](#)



Leaflet | © Esri, i-cubed, USDA, USGS, AEX, GeoEye, Getmapping, Aerogrid, IGN, IGP, UPR-EGP, and the GIS User Community

Data provided by the participants of the [Consortium of California Herbaria](#).

**MAP LEGEND**

[View all CCH records](#)

All markers link to CCH specimen records. The original determination is shown in the popup window.

Blue markers indicate specimens that map to one of the expected Jepson geographic subdivisions (see left map). Purple markers indicate specimens collected from a garden, greenhouse, or other non-wild location.

Yellow markers indicate records that may provide evidence for eFlora range revision or may have georeferencing or identification issues.

[READ ABOUT YELLOW FLAGS](#)

**CCH collections by month**

	Jan	Feb	Mar	Apr	May	Jun	Jul	Aug	Sep	Oct	Nov	Dec	n=870
	35	107	305	288	108	19	2	1	2	1	2		

Duplicates counted once; synonyms included.

Species do not include records of infraspecific taxa, if there are more than 1 infraspecific taxon in CA.

Blue line denotes eFlora flowering time (fruiting time in some monocot genera).

Copyright © 2012-2020 Regents of the University of California

We encourage links to these pages, but the content may not be downloaded for reposting, repackaging, redistributing, or sale in any form, without written permission from The Jepson Herbarium.