













LEGEND

	SINGLE FAMILY RESIDENTIAL 1 158.1 AC
	SINGLE FAMILY RESIDENTIAL 2 313.3 AC
	SINGLE FAMILY RESIDENTIAL 3 31.7 AC
	MULTI-FAMILY RESIDENTIAL 1 4.6 AC
	MIXED USE (MU) 3.5 AC
	SCHOOL 8.3 AC
	PUBLIC SAFETY 2.3 AC
	PARK 13.5 AC
	PRIVATE PARK 6.9 AC
	OPEN SPACE 33.4 AC
	PRESERVE 403.9 AC
	ONSITE ROADS 23.1 AC

ONSITE TOTAL 1002.6 AC

OFFSITE TOTAL 56.4 AC

