



**County of San Diego
Planning & Development Services
BUILDING DIVISION**

ACCESSIBILITY CORRECTION LIST Multifamily Housing	2A
Parking Facilities	

RECORD ID:	OWNER ON APPLICATION:
------------	-----------------------

SCOPING

- The accessibility provisions of this correction list apply to the following parking facilities serving covered multifamily dwellings and associated common-use facilities:
 - Garages
 - Private garages

Exception: A private garage attached to and directly serving a single covered multifamily dwelling unit meeting the dimensional requirements of items 14, 16, and 17 and served by an accessible route meeting **one of the following:**

 - o A door leading directly from the covered dwelling unit and immediately entering the garage and complying with provisions of accessibility correction list 15A
 - o Accessible route from dwelling unit to exterior door entering garage with both dwelling unit and garage doors complying with provisions of accessibility correction list 15A
 - o Accessible route from dwelling unit's primary entry door to vehicular entrance to garage with dwelling unit door complying with provisions of accessibility correction list 15A
 - Carports
 - Off-street parking (e.g., parking lots or spaces) *CBC 1109A.1 and CBC 1109A.2*
- Identify on site accessibility plan accessible parking spaces numbering minimum 2% of covered multifamily dwelling units with at least one accessible space provided in each type of parking facility. *CBC 1109A.3*
- Where assigned parking provided for residents or groups of residents, identify on site accessibility plan minimum 2% of assigned spaces serving covered multifamily dwellings as accessible with at least one accessible space provided in each parking facility type *CBC 1109A.4*
- Where assigned parking provided, designated accessible parking serving a covered multifamily dwelling unit shall be provided upon request of residents and with full range of choices – e.g., off-street parking, carport, garage – available for other residents. *CBC 1109A.6*
- Where unassigned and visitor parking provided, identify on site accessibility plan minimum 5% of parking spaces as accessible and providing access to grade-level entrances of covered multifamily dwellings and associated facilities. *CBC 1109A.5*
- Identify on site accessibility plan one of every eight accessible parking spaces – but not less than one – as van accessible. *CBC 1109A.8.6*
- Identify on site accessibility plan accessible routes between parking spaces and building entrances using ■■■■■ or equivalent symbol. *CBC 1109A.7*
- Accessible parking spaces shall be located on shortest accessible route to accessible building or covered multifamily dwelling unit entrance.

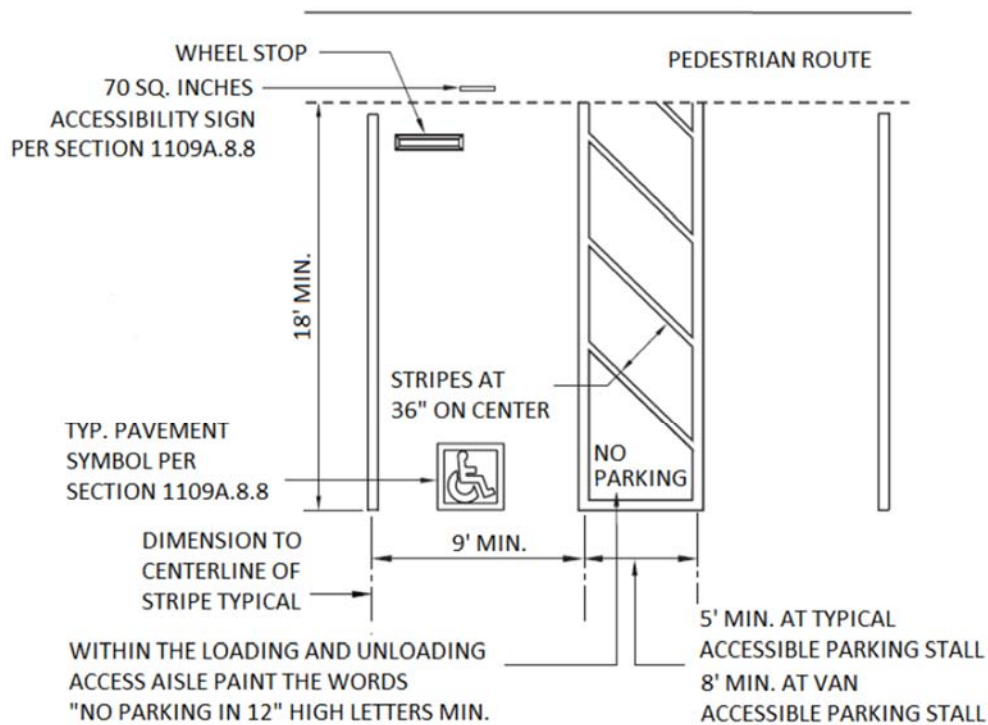
Exception: All van accessible spaces may be grouped on one level of a multilevel parking facility *CBC 1109A.7(1)*
- In parking facilities not serving a particular building, accessible parking spaces shall be located on shortest accessible route to an accessible pedestrian entrance to parking facility. *CBC 1109A.7(4)*

**THIS DOCUMENT IS FOR PLAN REVIEW ONLY.
CORRECTION LIST ITEMS AND FIGURES MAY NOT BE REPRODUCED OR COPIED ON PLANS.
IF CONFLICTS EXIST BETWEEN CODE TEXT AND FIGURES, THE CODE TEXT SHALL GOVERN.**

- 10. In buildings with multiple entrances with adjacent parking, accessible parking spaces shall be dispersed to serve each entrance. *CBC 1109A.7(2)*
- 11. Accessible parking space locations shall not compel persons with disabilities to wheel or walk behind parked cars other than their own. *CBC 1109A.7(5)*
- 12. Accessible routes shall not cross lanes for vehicular traffic when practical.
Exception: When crossing vehicular traffic lanes is necessary, accessible route shall be designated and marked as crosswalk *CBC 1109A.7(3)*

DIMENSIONS AND CONFIGURATION

- 13. Provide complete dimensions and coordinated detailing for each accessible parking space. *CBC 1109A.8*
- 14. Where individual accessible parking spaces are provided, dimension the following per CBC Figure 11A-2B:
 - Standard accessible parking spaces:
 - Minimum 9-foot-wide by 18-foot-long parking stall with minimum 5-foot-wide by 18-foot-long parking stall located adjacent to either side of parking stall
 - Van accessible parking spaces per **one of the following:**
 - Minimum 12-foot-wide by 18-foot-long parking stall with minimum 5-foot-wide by 18-foot-long access aisle located on passenger side of parking stall with the vehicle parked in the forward position
 - Minimum 9-foot-wide by 18-foot-long parking stall with minimum 8-foot-wide by 18-foot-long access aisle located on passenger side of parking stall with the vehicle parked in the forward position

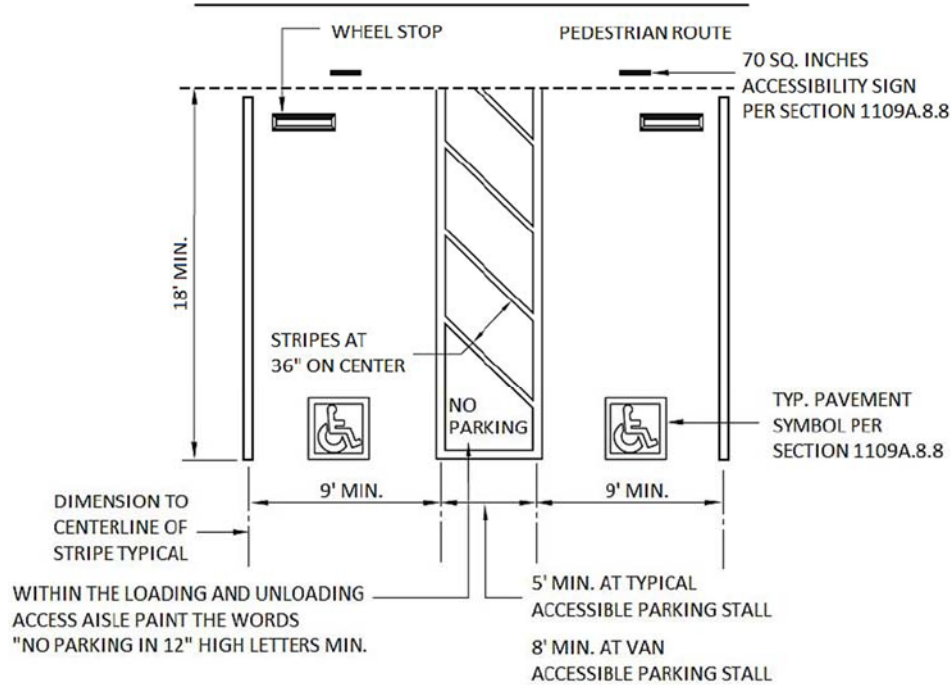


**FIGURE 11A-2B
SINGLE AND VAN ACCESSIBLE PARKING STALLS**

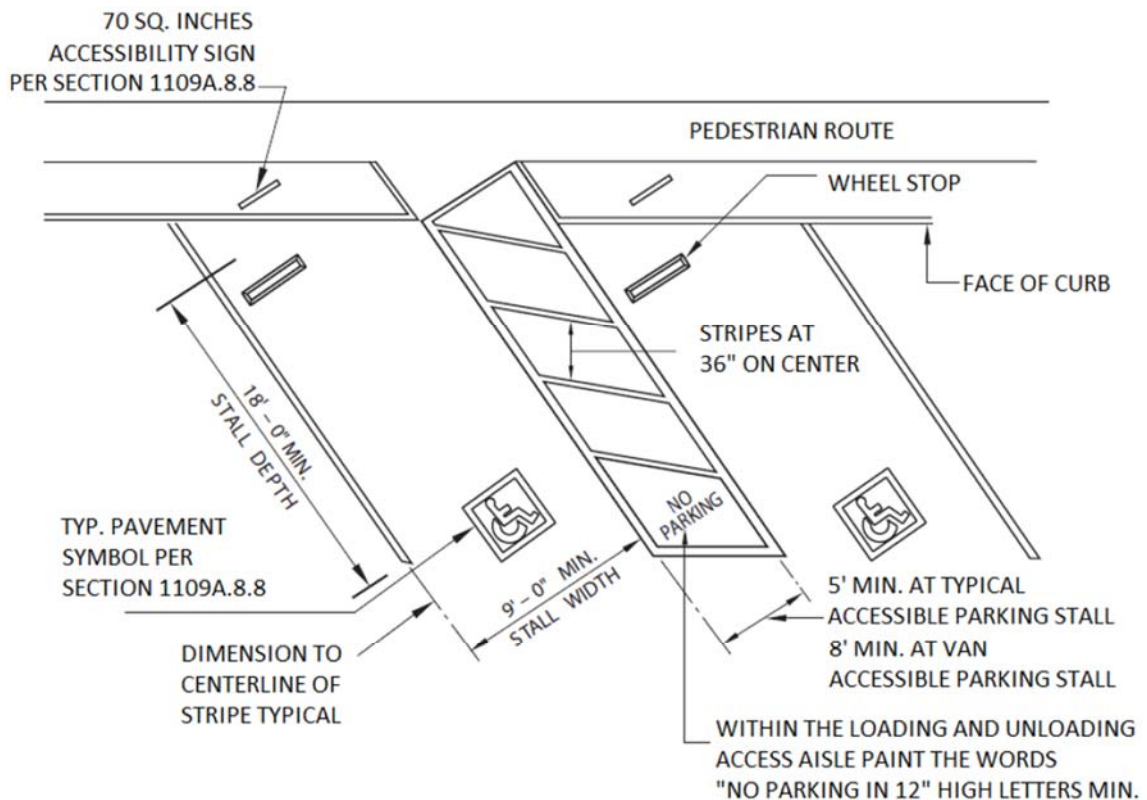
CBC 1109A.8.5 and CBC 1109A.8.6

15. Where dual accessible parking spaces are provided, dimension the following per CBC Figure 11A-2A or CBC Figure 11A-2C:

- Two minimum 9-foot-wide by 18-foot-long parking stalls
 - Minimum 5-foot-wide by 18-foot-long access aisle between parking stalls
- Exception:** Minimum 8-foot-wide by 18-foot-long access aisle required on passenger side of van accessible spaces



**FIGURE 11A-2A
DOUBLE PARKING STALLS**



**FIGURE 11A-2C
DIAGONAL PARKING STALLS**

CBC 1109A.8.5 and CBC 1109A.8.6

16. Identify on site accessibility plan minimum 98-inch vertical clearance at the following locations within each parking facility:
Exception: Lower vertical clearance acceptable for vehicular passageways serving inaccessible parking spaces if reflective warning signs provided where entering areas with less than 98-inch vertical clearance
- Entrances
 - Exits
 - Accessible parking spaces and access aisles
 - Vehicular passageways serving accessible spaces
- CBC 1109A.8.1
17. Specify maximum 2.1% slope in all directions at surfaces of accessible parking stalls and access aisles.
 CBC 1109A.8.3
18. Provide bumpers or curbs at all applicable parking stalls – accessible and otherwise – to prevent vehicle encroachment into required width of adjacent pedestrian ways.
 CBC 1109A.8.2(1)
19. Where curbs separate access aisles and adjacent pedestrian ways, provide curb ramps per accessibility correction list 3A with no encroachment into accessible parking stalls or access aisles.
 CBC 1109A.8.2(2)
20. At pedestrian ways entering or adjoining parking stalls or access aisles without curb, railing, or barrier separation, detail continuous detectable warning strip complying with the following:
- 36-inches (absolute) deep for entire length/width of transition
 - Including raised, truncated domes per CBC Figure 11B-705.1:
 - o Minimum 0.9-inch and maximum 0.92-inch base diameter
 - o Minimum 0.45-inch and maximum 0.47-inch top diameter
 - o Minimum 0.18-inch and maximum 0.22-inch height
 - o Minimum 2.3-inch and maximum 2.4-inch center-to-center spacing and minimum 0.65-inch base-to-base spacing**Exception:** Minimum 1.6-inch and maximum 2.4-inch center-to-center spacing acceptable for domes in radial pattern
 - Yellow color – integral to surface – conforming to FS33538 of Federal Standard 595C

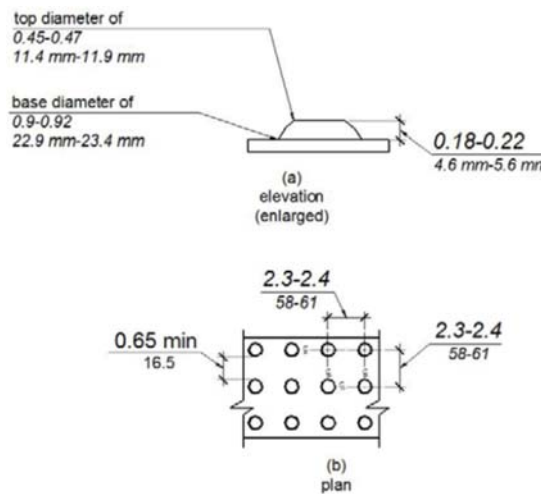


FIGURE 11B-705.1
 SIZE AND SPACING OF TRUNCATED DOMES

CBC 1116A.5, CBC 11B-705.1.1, and CBC 11B-705.1.2.5

IDENTIFICATION AND SIGNAGE

21. The identification and signage requirements of items 22 through 27 do not apply to accessible assigned parking spaces provided per item 3.
 CBC 1109A.4
22. Detail surface identification complying with **one of the following** configurations at each accessible parking stall:
- Outlined minimum 36-inch by 36-inch International Symbol of Accessibility in white on blue background and located per **all of the following**:
 - o Centerline of symbol located maximum 6 inches from centerline of parking stall
 - o Sides of symbol parallel to length of parking stall
 - o Lower side of symbol aligned with end of parking stall
 - Stall outlined or painted blue with minimum 36-inch by 36-inch International Symbol of Accessibility outlined in white and located per **all of the following**:

- Centerline of symbol located maximum 6 inches from centerline of parking stall
- Sides of symbol parallel to length of parking stall
- Lower side of symbol aligned with end of parking stall

CBC 1109A.8.8

23. Detail surface identification complying with the following at each accessible parking access aisle:

- Blue access aisle border
- Blue or white hatched lines maximum 36 inches on center within access aisle
- "NO PARKING" painted on ground within access aisle in white letters minimum 12-inches high and located for visibility from adjacent vehicular way

CBC 1109A.8.5(4)

24. Identify on site accessibility plan location of each parking-related sign required per items 25 through 27 and coordinate with signage schedule and/or details indicating the following:

- Sign dimensions
- Character and symbol dimensions, colors, and background colors
- Sign placement (e.g., post-mounted, wall-mounted)
- Horizontal/vertical clearance dimensions from pedestrian ways

CBC 1109A.8.8

25. Provide sign complying with the following adjacent to and visible from each accessible parking space:

- International Symbol of Accessibility symbol in white on blue background
- Minimum 70 square inches
- Posted minimum 80 inches – measured to the bottom of the sign – above finished ground surface
Exception: Posted minimum 60 inches – measured to the bottom of the sign – above finished ground surface when not located within or adjacent to pedestrian way
- Reflectorized surface

CBC 1109A.8.8

26. Provide signage reading "Van Accessible" at each van-accessible parking space with minimum 80-inch vertical clearance above any adjacent pedestrian ways

CBC 1109A.8.8

27. Provide tow-away warning signs complying with the following:

- Posted conspicuously at each parking facility entrance or adjacent to and visible from each accessible parking space
- Minimum 17 inches by 22 inches
- Minimum 1-inch-high lettering
- Reading: "*Unauthorized vehicles parked in designated accessible spaces not displaying distinguishing placards or special license plates issued for persons with disabilities will be towed away at the owner's expense. Towed vehicles may be reclaimed at _____ or by telephoning _____.*"
- Tow-away contact information specified on sign detail

CBC 1109A.8.8