

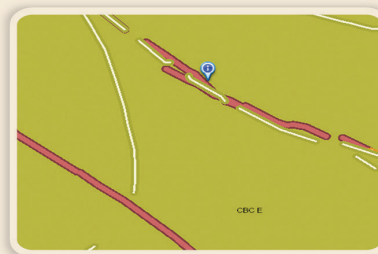
PREPARE PRE-REVIEW

Print the Property Summary Report prior to arriving at the County Permit Center to facilitate the Pre-Review process.

PROPERTY CHARACTERISTIC	VALUE
LINE REGULATIONS	NO
ANIMAL REGULATIONS	NO
DENSITY	10,000
LOT SIZE	10,000
BUILDING TYPE	NO
MAX FLOOR AREA	NO
FLOOR AREA	NO
HEIGHT	NO
LOT COVERAGE	NO
SETBACK	NO
OPEN SPACE	NO
SPECIAL REGULATIONS	NO

RESEARCH ZONING

Review Zoning information for the subject parcel prior to completing project design and plans.



IDENTIFY HAZARDS

Identify potential hazards such as flood or special seismic design restrictions. Design the project to mitigate these risks and comply with code up front.

INFORMATION INCLUDED

- ✓ General parcel info
- ✓ Unresolved parcel flags
- ✓ Zoning information
- ✓ Districts
- ✓ Flood
- ✓ Fire hazard severity
- ✓ Agencies
- ✓ Climate zone
- ✓ Seismic design info
- ✓ and more...

ABOUT THE PROPERTY SUMMARY REPORT

This report includes general property characteristics to aid in preparing plans and documentation for the submittal of a building permit application. The information included on the report will be used by Permit Center staff to streamline the pre-review of applications for all Building projects.

The report is available on the County of San Diego's Citizen Access online portal at <https://publicservices.sdcounty.ca.gov/citizenaccess>.

Please see the reverse side of this handout for step-by-step instructions on how to generate the report.

858.565.5920
888.336.7553

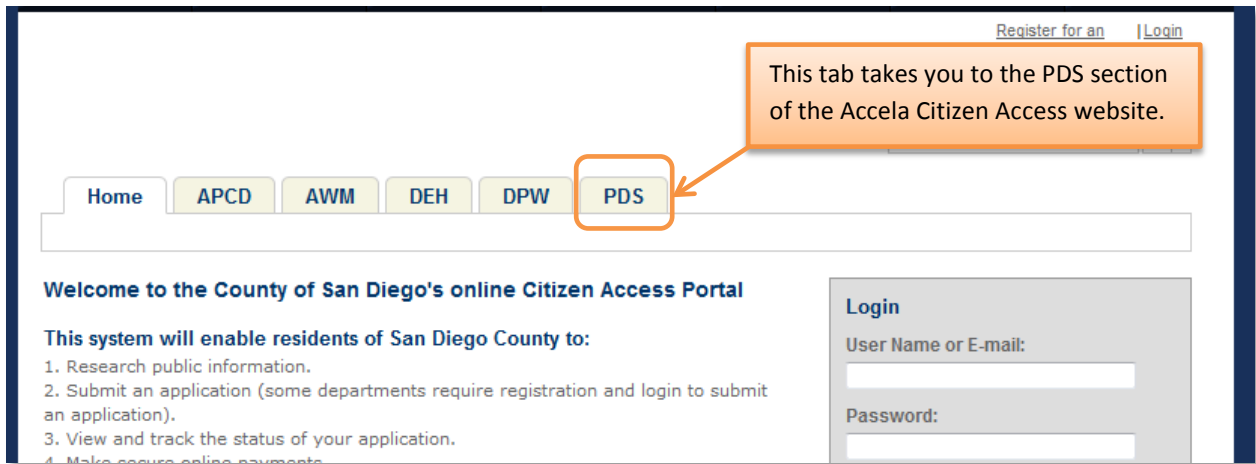
County Permit Center
5510 Overland Ave., Suite 110
San Diego, CA 92123

PDS Website
www.sdcpsds.org

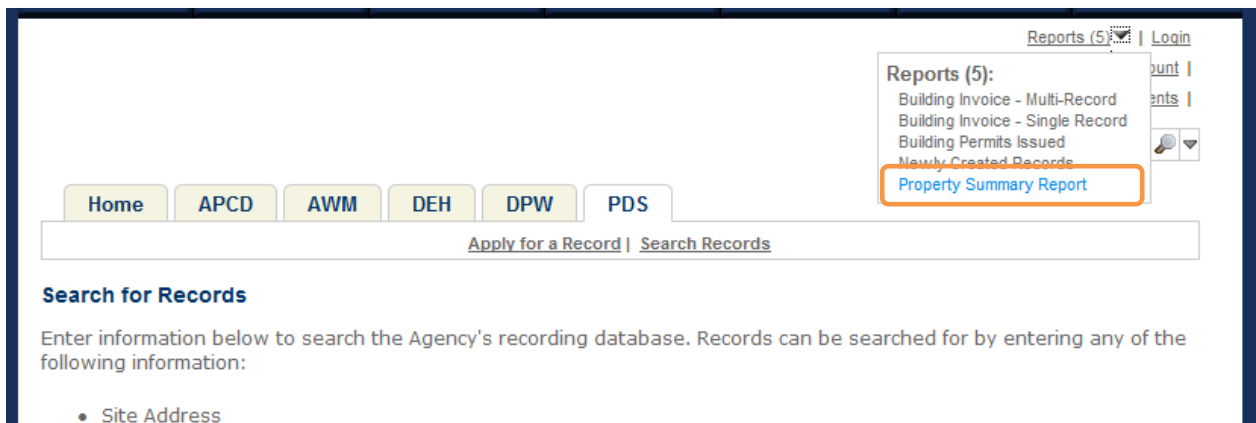
PROPERTY SUMMARY REPORT HELP GUIDE

STEP 1: Go to the Accela Citizen Access home page: <https://publicservices.sandiegocounty.gov/CitizenAccess/Default.aspx>.

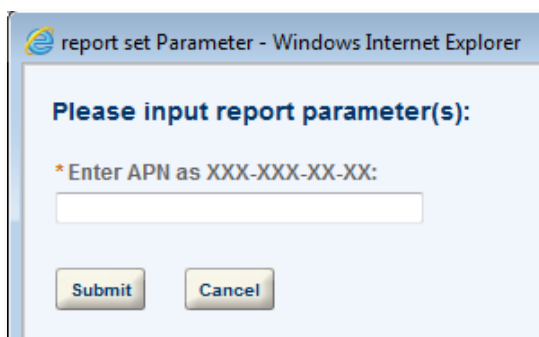
STEP 2: Click the **PDS** tab. You do not need to register for an account to use ACA.



STEP 3: From the Reports drop-down menu select **Property Summary Report**.



STEP 4: Enter the **Assessor Parcel Number (APN)** for the project you will be submitting in the report parameter pop-up window. Click the **Submit** button to generate the report.



STEP 5: Print the report and bring it with you when visiting the County Permit Center to begin pre-review of your project.

***** We recommend saving the report output before clicking any hyperlinks within the document. *****