

# Post Release Community Supervision Fact Sheet

Public Safety Realignment (AB109) established a population of Post Release Community Supervision (PRCS) offenders. PRCS offenders are supervised by county probation departments upon their release from state prison. Prior to AB109, PRCS offenders were supervised by state parole.



**Individuals Under Supervision: 1,631**

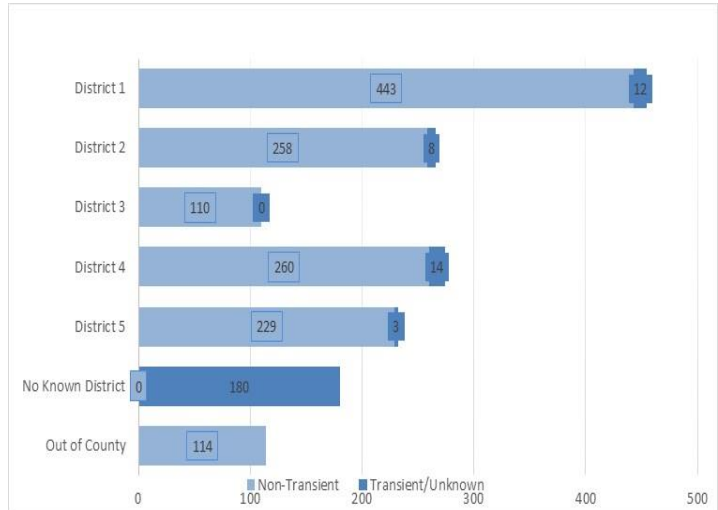


**\*Registered Sex Offenders: 58**

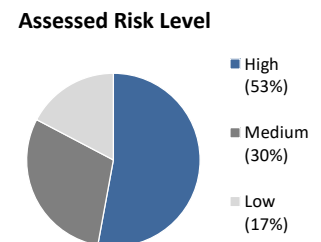
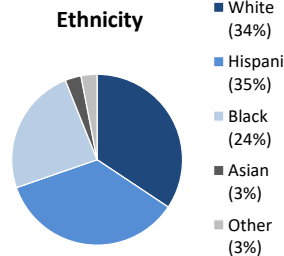
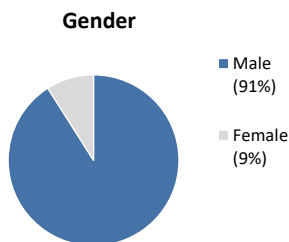
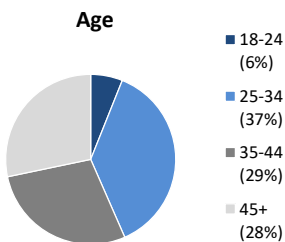
**City:**

| City           | Non-Transient | Transient/Unknown | City           | Non-Transient | Transient/Unknown |
|----------------|---------------|-------------------|----------------|---------------|-------------------|
| Alpine         | 11            | -                 | National City  | 73            | -                 |
| Bonita         | 1             | -                 | Oceanside      | 56            | 1                 |
| Bonsall        | 1             | -                 | Pala           | 4             | -                 |
| Borrego Spgs.  | -             | -                 | Palomar Mnt.   | -             | -                 |
| Boulevard      | 1             | -                 | Pauma Valley   | 4             | -                 |
| Campo          | 4             | -                 | Pine Valley    | 1             | -                 |
| Cardiff        | 2             | -                 | Potrero        | 1             | -                 |
| Carlsbad       | 6             | -                 | Poway          | 4             | -                 |
| Chula Vista    | 74            | 2                 | Ramona         | 11            | -                 |
| Coronado       | 1             | 1                 | Ranchita       | -             | -                 |
| Del Mar        | -             | -                 | Rnch. Santa Fe | -             | -                 |
| Descanso       | 1             | -                 | San Diego      | 601           | 23                |
| Dulzura        | -             | -                 | San Luis Rey   | -             | -                 |
| El Cajon       | 88            | 5                 | San Marcos     | 20            | -                 |
| Encinitas      | 1             | -                 | San Ysidro     | 6             | -                 |
| Escondido      | 78            | -                 | Santa Ysabel   | -             | -                 |
| Fallbrook      | 13            | -                 | Santee         | 17            | -                 |
| Guatay         | -             | -                 | Solana Beach   | -             | -                 |
| Imperial Beach | 11            | -                 | Spring Valley  | 40            | 3                 |
| Jacumba        | 1             | -                 | Tecate         | -             | -                 |
| Jamul          | 1             | -                 | Valley Center  | 6             | -                 |
| Julian         | 2             | -                 | Vista          | 94            | 2                 |
| La Jolla       | -             | -                 | Warner Spgs.   | 2             | -                 |
| La Mesa        | 16            | -                 | Out of County  | 114           | -                 |
| Lakeside       | 20            | -                 | No Known City  | -             | 180               |
| Lemon Grove    | 37            | -                 | <b>Total</b>   | <b>1414</b>   | <b>217</b>        |

**County Supervisorial District:**



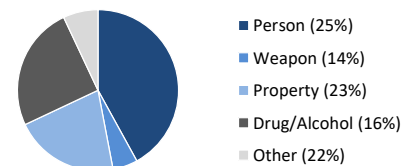
|                   | District 1 | District 2 | District 3 | District 4 | District 5 | Out of County | No Known District |
|-------------------|------------|------------|------------|------------|------------|---------------|-------------------|
| Non-Transient     | 443<br>31% | 258<br>18% | 110<br>8%  | 260<br>19% | 229<br>16% | 114<br>8%     | -<br>0%           |
| Transient/Unknown | 12<br>6%   | 8<br>4%    | -<br>0%    | 14<br>6%   | 3<br>1%    | -<br>0%       | 180<br>83%        |



**Committing Offense:**

|            |     |              |     |              |             |
|------------|-----|--------------|-----|--------------|-------------|
| Arson      | 11  | Drugs        | 207 | Robbery      | 1           |
| Assault    | 351 | DUI          | 59  | Weapons      | 232         |
| Auto Theft | 115 | Sex Crimes** | 50  | Other        | 370         |
| Burglary   | 70  | Theft        | 164 | <b>Total</b> | <b>1631</b> |

**Committing Offense Type**



\*Low/Medium-Risk per Static 99/SARATSO; subset of overall population  
\*\* Not all sex crimes are committed by registered sex offenders

For additional information please go to:  
<http://www.sdcounty.ca.gov/probation/ccp.html>

# Mandatory Supervision Fact Sheet

Public Safety Realignment (AB109) established a population of Mandatory Supervision (MS) offenders. MS offenders receive a “split” sentence, meaning a portion of their time is completed in local custody, with the remaining balance spent in the community under probation supervision.



**Individuals Under Supervision: 559**

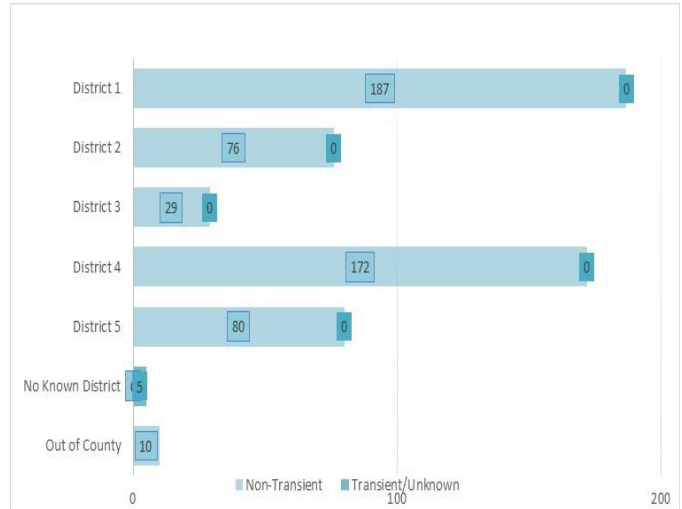


**\*Registered Sex Offenders: 1**

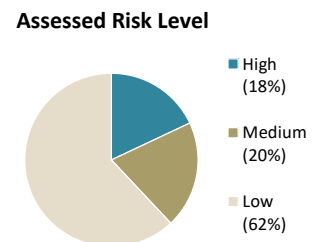
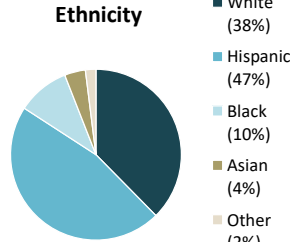
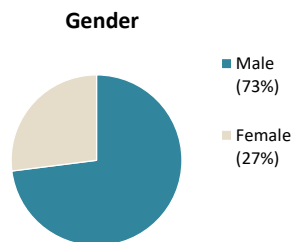
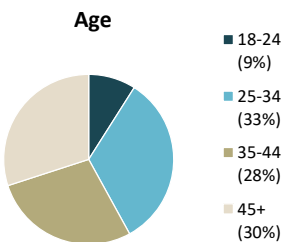
**City:**

| City           | Non-Transient | Transient/Unknown | City           | Non-Transient | Transient/Unknown |
|----------------|---------------|-------------------|----------------|---------------|-------------------|
| Alpine         | 1             | -                 | National City  | 32            | -                 |
| Bonita         | -             | -                 | Oceanside      | 18            | -                 |
| Bonsall        | 2             | -                 | Pala           | -             | -                 |
| Borrego Spgs.  | -             | -                 | Palomar Mnt.   | -             | -                 |
| Boulevard      | -             | -                 | Pauma Valley   | -             | -                 |
| Campo          | 1             | -                 | Pine Valley    | -             | -                 |
| Cardiff        | 1             | -                 | Poway          | -             | -                 |
| Carlsbad       | 1             | -                 | Potrero        | -             | -                 |
| Chula Vista    | 46            | -                 | Ramona         | 2             | -                 |
| Coronado       | -             | -                 | Ranchita       | -             | -                 |
| Del Mar        | -             | -                 | Rnch. Santa Fe | -             | -                 |
| Descanso       | 2             | -                 | San Diego      | 277           | -                 |
| Dulzura        | -             | -                 | San Luis Rey   | -             | -                 |
| El Cajon       | 32            | -                 | San Marcos     | 6             | -                 |
| Encinitas      | 3             | -                 | San Ysidro     | 9             | -                 |
| Escondido      | 24            | -                 | Santa Ysabel   | -             | -                 |
| Fallbrook      | 1             | -                 | Santee         | 5             | -                 |
| Guatay         | -             | -                 | Solana Beach   | -             | -                 |
| Imperial Beach | 4             | -                 | Spring Valley  | 13            | -                 |
| Jacumba        | -             | -                 | Tecate         | -             | -                 |
| Jamul          | 1             | -                 | Valley Center  | 3             | -                 |
| Julian         | -             | -                 | Vista          | 43            | -                 |
| La Jolla       | -             | -                 | Warner Spgs.   | -             | -                 |
| La Mesa        | 7             | -                 | Out of County  | -             | -                 |
| Lakeside       | 2             | -                 | No Known City  | -             | 5                 |
| Lemon Grove    | 8             | -                 | <b>Total</b>   | <b>554</b>    | <b>5</b>          |

**County Supervisorial District:**



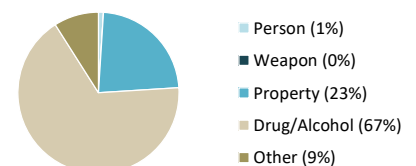
|                   | District 1 | District 2 | District 3 | District 4 | District 5 | Out of County | No Known District |
|-------------------|------------|------------|------------|------------|------------|---------------|-------------------|
| Non-Transient     | 187        | 76         | 29         | 172        | 80         | 10            | -                 |
| Transient/Unknown | -          | -          | -          | -          | -          | -             | 5                 |
|                   | 34%        | 14%        | 5%         | 31%        | 14%        | 2%            | 0%                |
|                   | -          | -          | -          | -          | -          | -             | 100%              |



**Committing Offense:**

|            |    |              |     |              |            |
|------------|----|--------------|-----|--------------|------------|
| Robbery    | -  | Drugs        | 366 | Homicide     | 1          |
| Assault    | 5  | DUI          | 6   | Weapons      | 1          |
| Auto Theft | 28 | Sex Crimes** | -   | Other        | 53         |
| Burglary   | 32 | Theft        | 67  | <b>Total</b> | <b>559</b> |

**Committing Offense Type**



\*\* Not all sex crimes are committed by registered sex offenders

For additional information please go to: <http://www.sdcounty.ca.gov/probation/ccp.html>