

# Post Release Community Supervision Fact Sheet

Public Safety Realignment (AB109) established a population of Post Release Community Supervision (PRCS) clients. PRCS clients are supervised by county probation departments upon their release from state prison. Prior to AB109, PRCS clients were supervised by state parole.



**Individuals Under Supervision: 1,177**



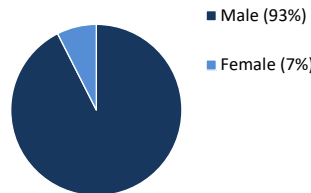
**\*Registered Sex Offenders: 33**

City	Housed	Transient / Homeless	City	Housed	Transient / Homeless
Alpine	7	0	Mount Laguna	0	0
Bonita	1	0	National City	9	1
Bonsall	1	0	Oceanside	35	9
Borrego Springs	0	0	Pala	0	0
Boulevard	0	0	Palomar Mountain	0	0
Camp Pendleton	0	0	Pauma Valley	2	0
Campo	7	1	Pine Valley	0	0
Cardiff By The Sea	2	0	Potrero	0	0
Carlsbad	2	1	Poway	2	1
Chula Vista	31	8	Ramona	6	1
Coronado	0	0	Ranchita	0	0
Del Mar	0	0	Rancho Santa Fe	0	0
Descanso	0	0	San Diego	538	69
Dulzura	1	0	San Luis Rey	0	0
El Cajon	43	19	San Marcos	10	0
Encinitas	4	1	San Ysidro	5	0
Escondido	65	5	Santa Ysabel	1	0
Fallbrook	5	0	Santee	6	5
Guatay	0	0	Solana Beach	0	0
Imperial Beach	3	1	Spring Valley	15	0
Jacumba	0	0	Tecate	0	0
Jamul	3	0	Valley Center	5	0
Julian	0	0	Vista	60	3
La Jolla	2	0	Warner Springs	0	0
La Mesa	11	0	Out of County	11	1
Lakeside	8	4	No Known City	77	57
Lemon Grove	10	2			
Lincoln Acres	0	0	<b>TOTAL</b>	<b>988</b>	<b>189</b>

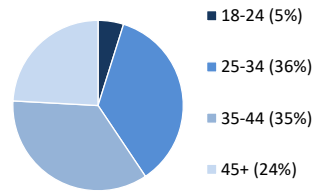


	In County	Out of County	Unknown
<b>Housed</b>	900	11	77
	91%	1%	8%
<b>Transient/Unknown</b>	131	1	57
	69%	1%	30%

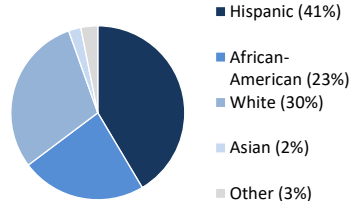
Gender



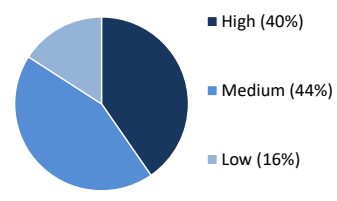
Age



Ethnicity

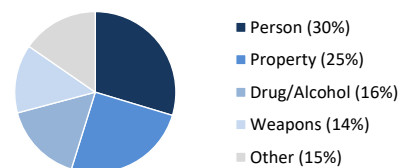


Assessed Risk Level



Committing Offense	DUI	31	Sex Crimes**	35	
Arson	8	Escape	5	Theft	83
Assault	287	Forgery/Checks	1	Weapons	160
Auto Theft	83	Hit and Run	6	Other Felonies	211
Burglary	64	Homicide	2	Other Misdemeanors	13
Drugs	148	Robbery	1	Other/Unknown	39

Committing Offense Type



\*Low/Medium-Risk per Static 99/SARATSO; subset of overall population

\*\* Not all sex crimes are committed by registered sex offenders

For additional information please go to: <http://www.sdcounty.ca.gov/probation/ccp.html>

# Mandatory Supervision Fact Sheet

Public Safety Realignment (AB109) established a population of *Mandatory Supervision* (MS) clients. MS clients receive a “split” sentence, meaning a portion of their time is completed in local custody, with the remaining balance spent in the community under probation supervision.



**Individuals Under Supervision: 368**



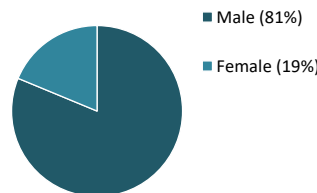
**\*Registered Sex Offenders: 2**

City	Housed	Transient / Homeless	City	Housed	Transient / Homeless
Alpine	1	0	Mount Laguna	0	0
Bonita	0	0	National City	23	0
Bonsall	0	0	Oceanside	9	0
Borrego Springs	0	0	Pala	0	0
Boulevard	0	0	Palomar Mountain	0	0
Camp Pendleton	0	0	Pauma Valley	0	0
Campo	0	0	Pine Valley	0	0
Cardiff By The Sea	0	0	Potrero	0	0
Carlsbad	2	0	Poway	0	0
Chula Vista	38	0	Ramona	3	0
Coronado	0	0	Ranchita	0	0
Del Mar	0	0	Rancho Santa Fe	0	0
Descanso	0	0	San Diego	176	2
Dulzura	0	0	San Luis Rey	0	0
El Cajon	8	1	San Marcos	1	0
Encinitas	1	0	San Ysidro	13	0
Escondido	8	0	Santa Ysabel	0	0
Fallbrook	0	0	Santee	5	0
Guatay	0	0	Solana Beach	0	0
Imperial Beach	5	0	Spring Valley	8	0
Jacumba	0	0	Tecate	0	0
Jamul	1	0	Valley Center	0	0
Julian	0	0	Vista	27	0
La Jolla	1	0	Warner Springs	0	0
La Mesa	5	0	Out of County	15	0
Lakeside	2	0	No Known City	1	2
Lemon Grove	10	0	TOTAL	363	5
Lincoln Acres	0	0			

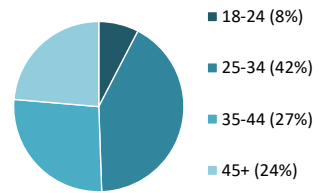


	In County	Out of County	Unknown
<b>Housed</b>	347	15	1
	96%	4%	0%
<b>Transient/Unknown</b>	3	0	2
	60%	0%	40%

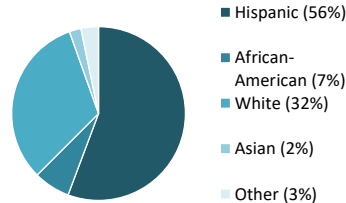
Gender



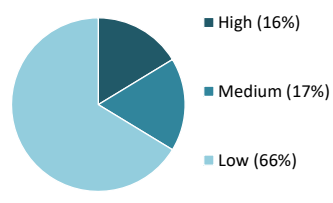
Age



Ethnicity

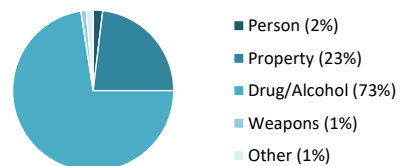


Assessed Risk Level



Committing Offense	DUI	3	Sex Crimes**	0	
Arson	0	Escape	0	Theft	31
Assault	2	Forgery/Checks	4	Weapons	3
Auto Theft	23	Hit and Run	0	Other Felonies	15
Burglary	17	Homicide	0	Other Misdemeanors	1
Drugs	260	Robbery	0	Other/Unknown	9

Committing Offense Type



\*Low/Medium-Risk per Static 99/SARATSO; subset of overall population

\*\* Not all sex crimes are committed by registered sex offenders

For additional information please go to: <http://www.sdcounty.ca.gov/probation/ccp.html>