

Post Release Community Supervision Fact Sheet

Public Safety Realignment (AB109) established a population of Post Release Community Supervision (PRCS) clients. PRCS clients are supervised by county probation departments upon their release from state prison. Prior to AB109, PRCS clients were supervised by state parole.



Individuals Under Supervision: 1,391



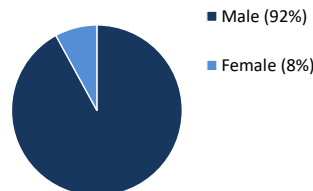
Registered Sex Offenders:* 51

| City | Housed | Transient / Homeless | City | Housed | Transient / Homeless |
|--------------------|--------|----------------------|------------------|--------|----------------------|
| Alpine | 2 | 0 | Mount Laguna | 0 | 0 |
| Bonita | 2 | 0 | National City | 11 | 1 |
| Bonsall | 1 | 0 | Oceanside | 51 | 7 |
| Borrego Springs | 1 | 0 | Pala | 1 | 0 |
| Boulevard | 0 | 0 | Palomar Mountain | 0 | 0 |
| Camp Pendleton | 0 | 0 | Pauma Valley | 0 | 0 |
| Campo | 6 | 0 | Pine Valley | 0 | 0 |
| Cardiff By The Sea | 0 | 0 | Potrero | 0 | 0 |
| Carlsbad | 5 | 1 | Poway | 2 | 2 |
| Chula Vista | 37 | 2 | Ramona | 4 | 0 |
| Coronado | 0 | 0 | Ranchita | 0 | 0 |
| Del Mar | 0 | 1 | Rancho Santa Fe | 0 | 0 |
| Descanso | 0 | 0 | San Diego | 577 | 59 |
| Dulzura | 1 | 0 | San Luis Rey | 0 | 0 |
| El Cajon | 63 | 7 | San Marcos | 15 | 1 |
| Encinitas | 2 | 1 | San Ysidro | 4 | 0 |
| Escondido | 67 | 19 | Santa Ysabel | 0 | 0 |
| Fallbrook | 8 | 2 | Santee | 17 | 0 |
| Guatay | 1 | 0 | Solana Beach | 0 | 1 |
| Imperial Beach | 9 | 0 | Spring Valley | 25 | 0 |
| Jacumba | 1 | 0 | Tecate | 0 | 0 |
| Jamul | 1 | 0 | Valley Center | 9 | 1 |
| Julian | 2 | 0 | Vista | 71 | 11 |
| La Jolla | 1 | 0 | Warner Springs | 1 | 0 |
| La Mesa | 12 | 2 | Out of County | 16 | 1 |
| Lakeside | 11 | 2 | No Known City | 90 | 56 |
| Lemon Grove | 16 | 1 | TOTAL*** | 1143 | 178 |
| Lincoln Acres | 0 | 0 | | | |

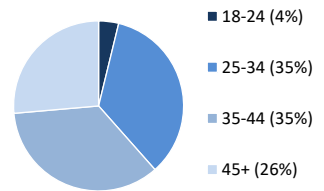


| | In County | Out of County | Unknown |
|----------------------------|-----------|---------------|---------|
| Housed | 1037 | 16 | 90 |
| | 91% | 1% | 8% |
| Transient/ Homeless | 121 | 1 | 56 |
| | 68% | 1% | 31% |

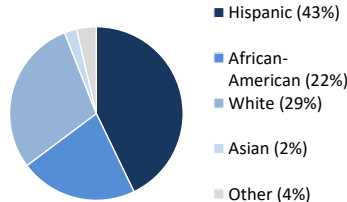
Gender



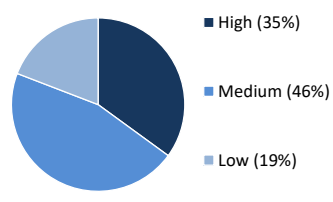
Age



Ethnicity

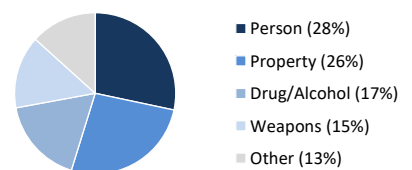


Assessed Risk Level



| Committing Offense | DUI | 51 | Sex Crimes** | 62 | |
|--------------------|-----|----------------|--------------|--------------------|-----|
| Arson | 19 | Escape | 2 | Theft | 115 |
| Assault | 328 | Forgery/Checks | 0 | Weapons | 199 |
| Auto Theft | 93 | Hit and Run | 6 | Other Felonies | 227 |
| Burglary | 76 | Homicide | 0 | Other Misdemeanors | 21 |
| Drugs | 184 | Robbery | 1 | Other/Unknown | 7 |

Committing Offense Type



*Low/Medium-Risk per Static 99/SARATSO; subset of overall population

** Not all sex crimes are committed by registered sex offenders

***Individuals with no known address: 70

For additional information please go to: <http://www.sdcounty.ca.gov/probation/ccp.html>

Mandatory Supervision Fact Sheet

Public Safety Realignment (AB109) established a population of *Mandatory Supervision* (MS) clients. MS clients receive a “split” sentence, meaning a portion of their time is completed in local custody, with the remaining balance spent in the community under probation supervision.



Individuals Under Supervision: 345



Registered Sex Offenders:* 2

| City | Housed | Transient / Homeless | City | Housed | Transient / Homeless |
|--------------------|--------|----------------------|------------------|--------|----------------------|
| Alpine | 1 | 0 | Mount Laguna | 0 | 0 |
| Bonita | 2 | 0 | National City | 12 | 0 |
| Bonsall | 0 | 0 | Oceanside | 11 | 0 |
| Borrego Springs | 0 | 0 | Pala | 0 | 0 |
| Boulevard | 0 | 0 | Palomar Mountain | 0 | 0 |
| Camp Pendleton | 0 | 0 | Pauma Valley | 0 | 0 |
| Campo | 0 | 0 | Pine Valley | 0 | 0 |
| Cardiff By The Sea | 1 | 0 | Potrero | 0 | 0 |
| Carlsbad | 3 | 0 | Poway | 1 | 0 |
| Chula Vista | 31 | 0 | Ramona | 0 | 0 |
| Coronado | 0 | 0 | Ranchita | 0 | 0 |
| Del Mar | 0 | 0 | Rancho Santa Fe | 0 | 0 |
| Descanso | 0 | 0 | San Diego | 162 | 1 |
| Dulzura | 0 | 0 | San Luis Rey | 0 | 0 |
| El Cajon | 10 | 0 | San Marcos | 3 | 0 |
| Encinitas | 0 | 0 | San Ysidro | 8 | 0 |
| Escondido | 14 | 0 | Santa Ysabel | 0 | 0 |
| Fallbrook | 2 | 0 | Santee | 5 | 0 |
| Guatay | 0 | 0 | Solana Beach | 0 | 0 |
| Imperial Beach | 3 | 0 | Spring Valley | 10 | 0 |
| Jacumba | 0 | 0 | Tecate | 0 | 0 |
| Jamul | 2 | 0 | Valley Center | 0 | 0 |
| Julian | 0 | 0 | Vista | 24 | 0 |
| La Jolla | 1 | 0 | Warner Springs | 0 | 0 |
| La Mesa | 6 | 0 | Out of County | 17 | 0 |
| Lakeside | 3 | 0 | No Known City | 0 | 0 |
| Lemon Grove | 3 | 0 | TOTAL*** | 335 | 1 |
| Lincoln Acres | 0 | 0 | | | |

Successful Terminations

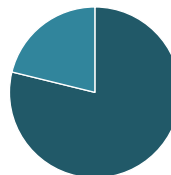
Full Term-No Recidivism

3

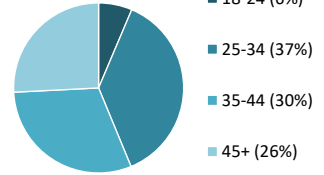
Jun 15 – Jul 15

| | In County | Out of County | Unknown |
|----------------------------|-----------|---------------|---------|
| Housed | 318 | 17 | 0 |
| | 95% | 5% | 0% |
| Transient/ Homeless | 1 | 0 | 0 |
| | 100% | 0% | 0% |

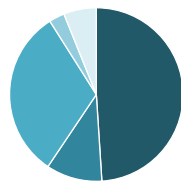
Gender



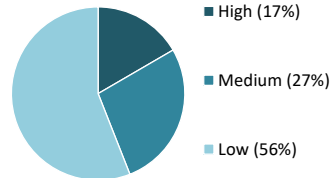
Age



Ethnicity

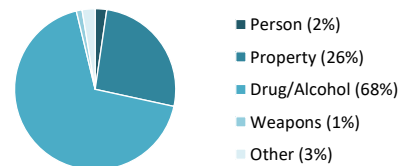


Assessed Risk Level



| Committing Offense | DUI | 7 | Sex Crimes** | 0 | |
|--------------------|-----|----------------|--------------|--------------------|----|
| Arson | 0 | Escape | 0 | Theft | 48 |
| Assault | 3 | Forgery/Checks | 9 | Weapons | 4 |
| Auto Theft | 17 | Hit and Run | 0 | Other Felonies | 15 |
| Burglary | 15 | Homicide | 1 | Other Misdemeanors | 0 |
| Drugs | 226 | Robbery | 0 | Other/Unknown | 0 |

Committing Offense Type



*Low/Medium-Risk per Static 99/SARATSO; subset of overall population
 ** Not all sex crimes are committed by registered sex offenders

***Individuals with no known address: 9
 For additional information please go to: <http://www.sdcounty.ca.gov/probation/ccp.html>