

Juvenile Reports

DPO Core

Objectives

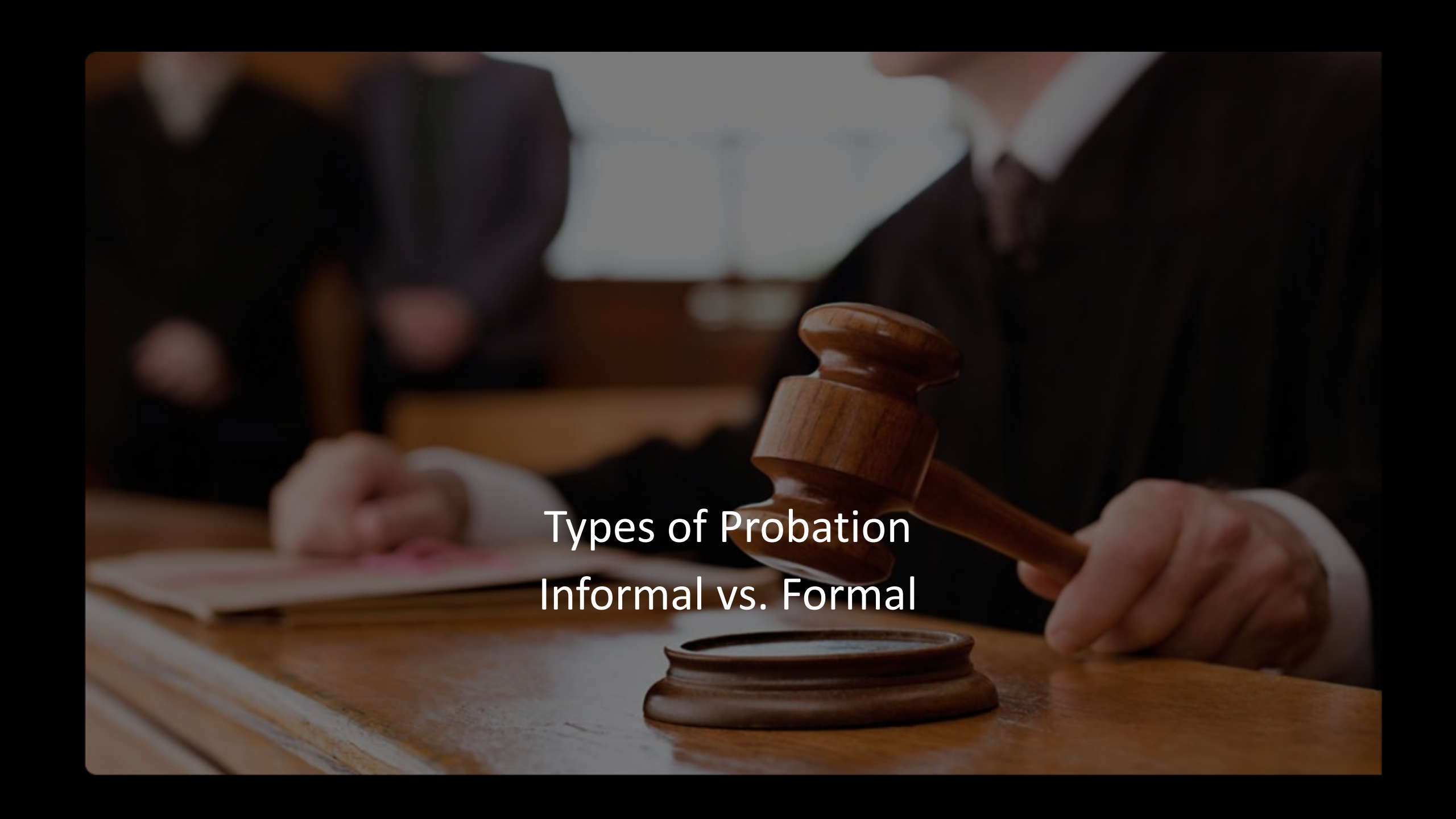
- Identify the required elements for writing juvenile court reports.
- Identify the legal basis for the use of informal probation.
- Identify minors eligible for informal probation.
- Identify Welfare and Institutions Code requirements for making a recommendation to remove a juvenile from their home.
- Identify reasons why a juvenile would be removed from their home.
- Identify the information to be obtained during an interview with a significant family member of a juvenile.
- Identify the range of alternative dispositions available locally for juveniles.
- Given sample case information for a juvenile, identify the aspects of a prior record that would affect eligibility for different dispositional alternatives.
- Identify the circumstances under which a dispositional continuance would be requested.
- Identify the contents included in a transfer report to adult court.
- Identify different types of credits used in computing time served.
- Given sample case information, identify if the juvenile would earn custody credits.
- Identify the circumstances under which a juvenile would receive conduct credit.
- Given a sample case file for a juvenile and a list of community providers, identify an appropriate program for the juvenile.
- Given a complete investigation file on a juvenile, generate a written court report.
- Identify the procedure for sealing juvenile records.

Juvenile Reports

- Let's look at the Court process so we can determine what reports we write.
- Detention / Intake
- Readiness
- Disposition
- Annual Review
- Violations of Probation
- Ex-parte
- Information to the Court
- Memos



Reviewing Sample Reports and Components

A close-up, slightly blurred photograph of a judge in a dark robe, holding a wooden gavel over a sound block on a wooden bench. The judge's hand is visible on the right, and the gavel is positioned diagonally across the frame. In the background, another person in a dark robe is seated at a desk, their hands resting on papers. The scene is set in a courtroom, with wooden paneling and a formal atmosphere.

Types of Probation Informal vs. Formal



Welfare and Institutions Code

Why minor's need to be removed

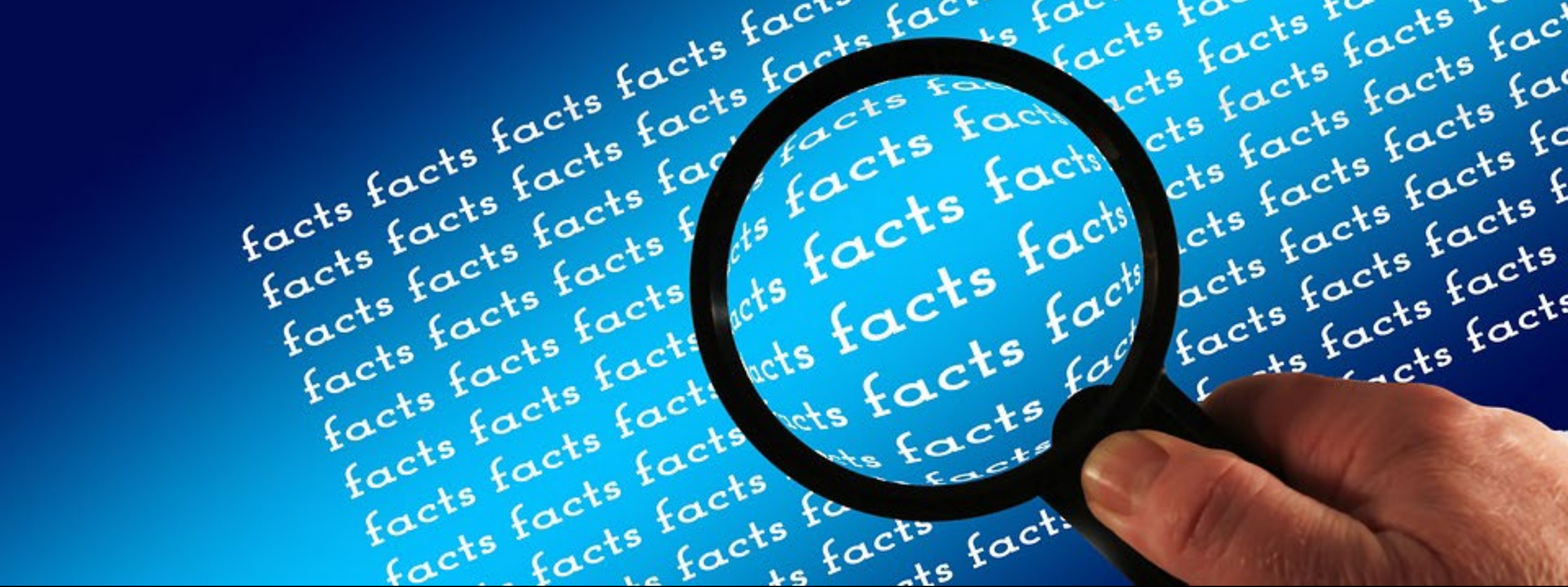
Codes that give us authority to remove a minor from their home



Interviewing
minors and
family
members

Local Disposition Options

- What does the child NEED? What does the family NEED?
 - Informal Probation vs. Formal Probation?
 - Custody vs. place at home?
 - Place at home or place with a relative?
 - Place with a relative or place in foster care?
 - Group homes?
 - Alternatives to detention? “Cool Bed?”
 - Apology letters?
 - Local programs?
 - Community Service?



Sample Case

Looking at the child's background, record, needs and eligibility to different programs

Continue...

What's a Continuance? Why use it?

Transfer to Adult Court

- The Law
- The Process
- The Report
- Additional Training
- Subject Matter Experts






Custody Credits

Let's PRACTICE!

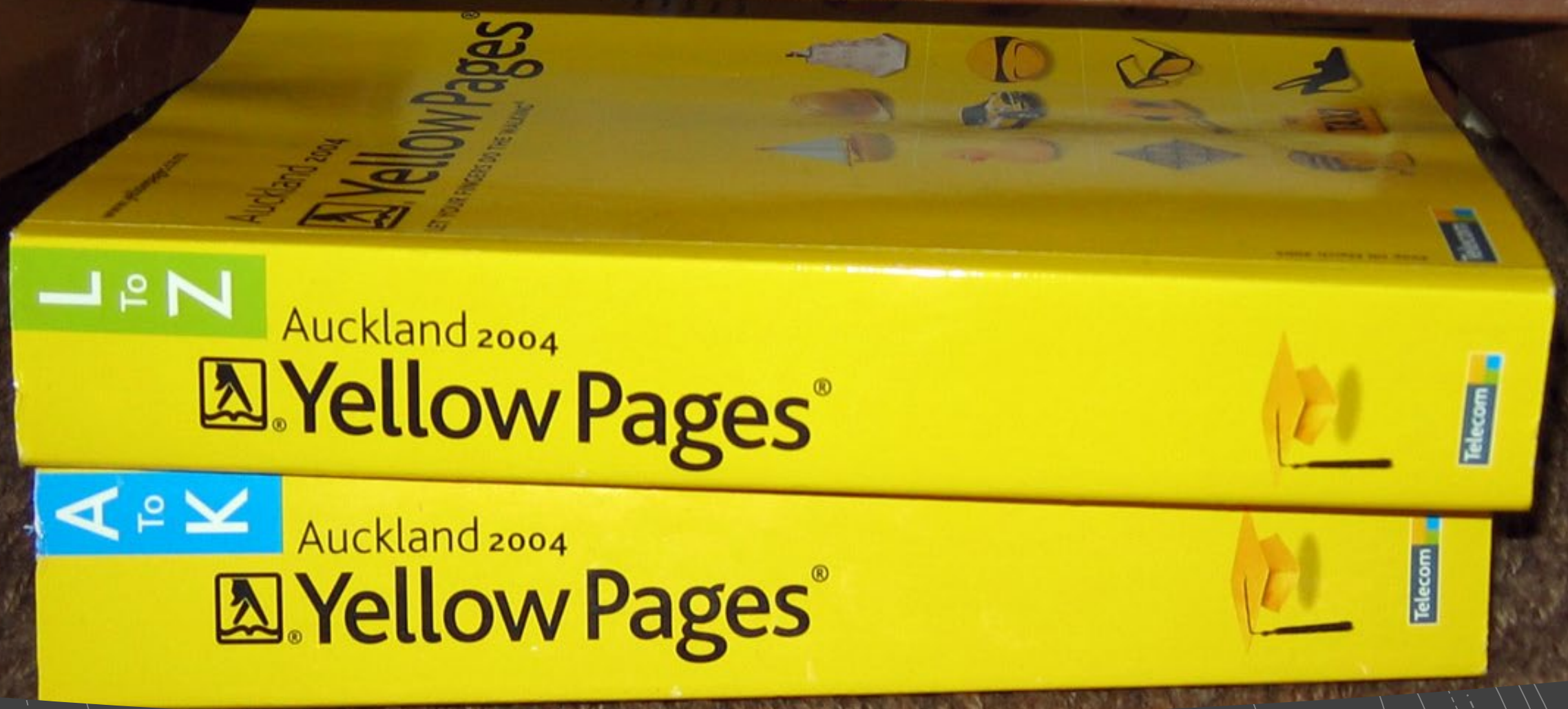
How to calculate?
What to calculate?



Testing



- Using the sample case given to you, identify if the juvenile would earn custody credits?



Community Resource Directory
(a.k.a. "The CRD")



Sample Case

1. Read the sample case
2. Determine what services the youth (or family) could use.
3. Access the case on the TEST site
4. Make a referral using the CRD


Complete a JVSS (Juvenile Social Study)

Putting it all together
Written Skills Test

Handwritten signature

Sealing Records

- How?
- What?
- Why?
- When?
- Where?



Thank you!

