



# **PROPOSITION 47 GRANT PROGRAM**

## **LOCAL ADVISORY COMMITTEE**

February 7, 2024

# WELCOME & INTRODUCTIONS

**Local Advisory  
Committee  
Members**

# AGENDA

1. Welcome and Introductions
2. Presentation: Progress Report on Quarter 6
3. Presentation: C3 Reentry Support
4. Update: Alternatives to Incarceration
5. Non-Agenda Public Comment



# Prop 47 Cohort 3: SANDAG Update (Evaluator)

Local Advisory Committee Meeting

Presented by: Dr. Octavio Rodriguez Ferreira,  
Principal Criminal Justice Researcher  
February 7, 2024

# Quarter 6 Narrative Report

Covers all project activities and key updates between 10/1/23 and 12/31/23


## Key updates:

- C3RES continued identifying and enrolling participants
- Total of 50 participants received services in Q6
  - 47 enrolled participants

# Enrolled Participants Per Quarter

- N=47
- C3RES Enrollment Rate = 73%

Enrolled Participants in Q6



■ New Enrollments in Q6

■ Enrollments from Prev. Quarters

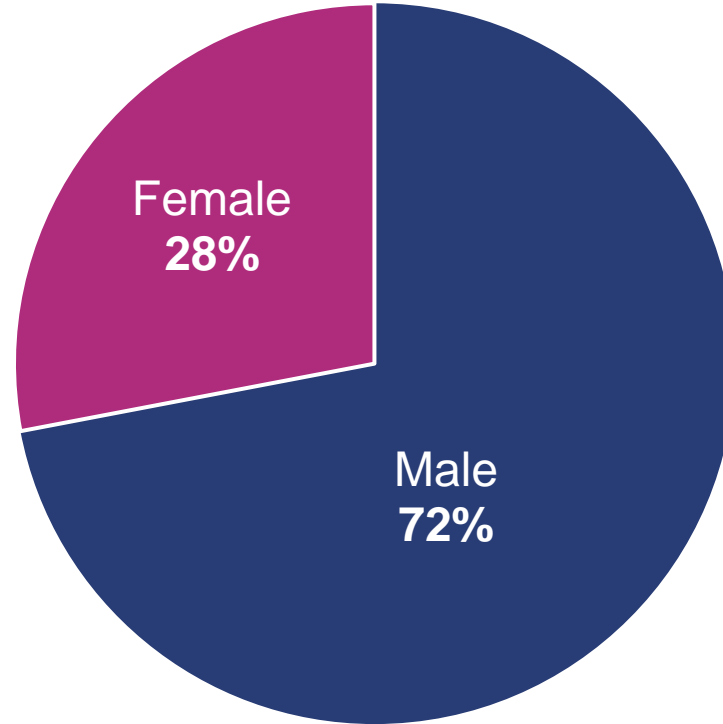
# Total Referred and Enrolled as of Q6

Total Individuals Referred	Individuals Ever Enrolled	Ever Enrolled in C3RES Services	Ever Enrolled in PRLA Services
81	62	51	11

Individuals Enrolled in Q6	Individuals Enrolled and still in Custody	Individuals Enrolled Active in the Community
47	12	35

# Demographics of Q6 Enrolled Participants

- Late 30s average age (mean = 37.3, ranging from 21 to 61 years old)
- Majority male (72%)
  - S.D County Jail Population (2/2/24):
    - 86% Male
    - 14% Female



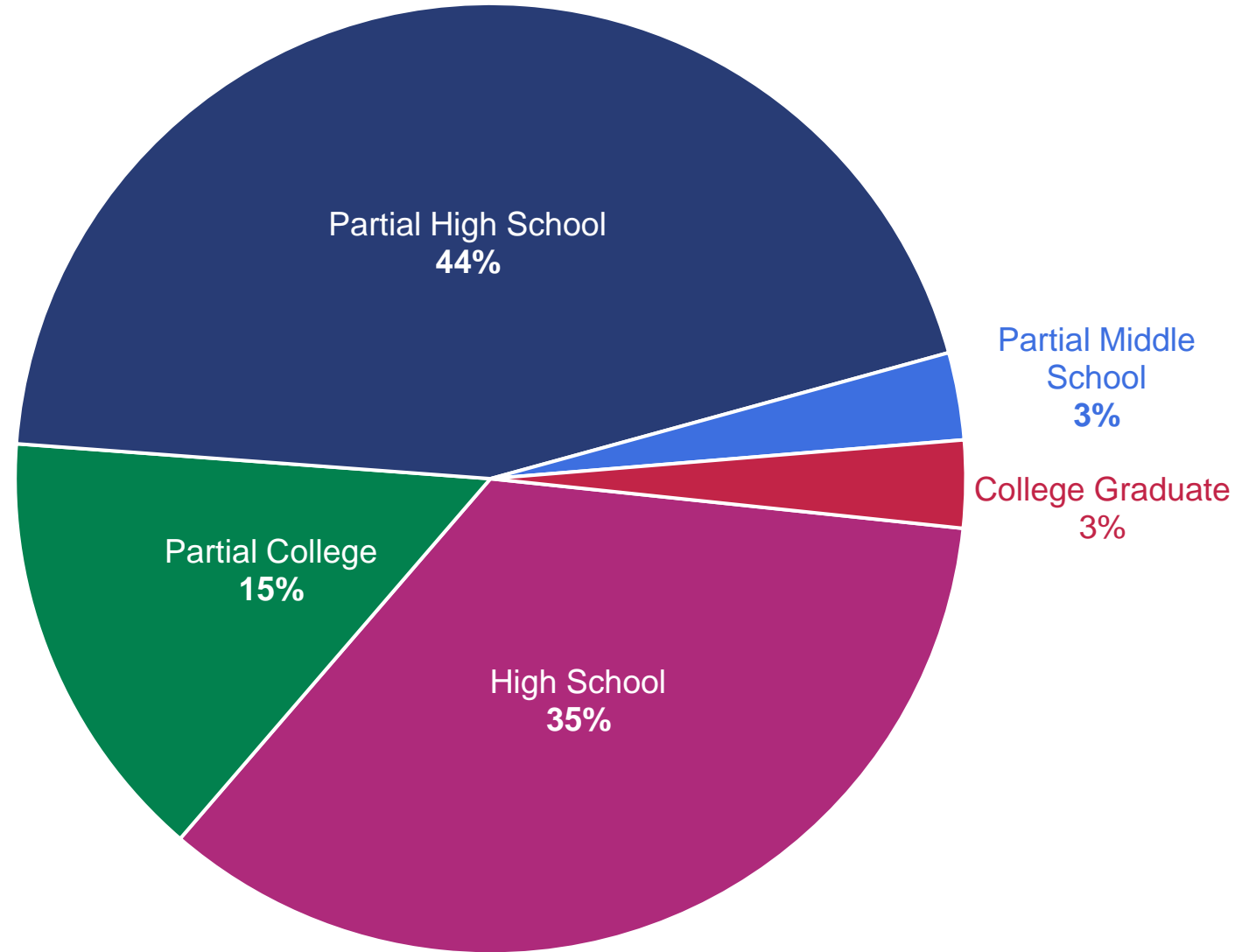
**37.3 y/o**  
Mean age



# Demographics of Q6 Enrolled Participants

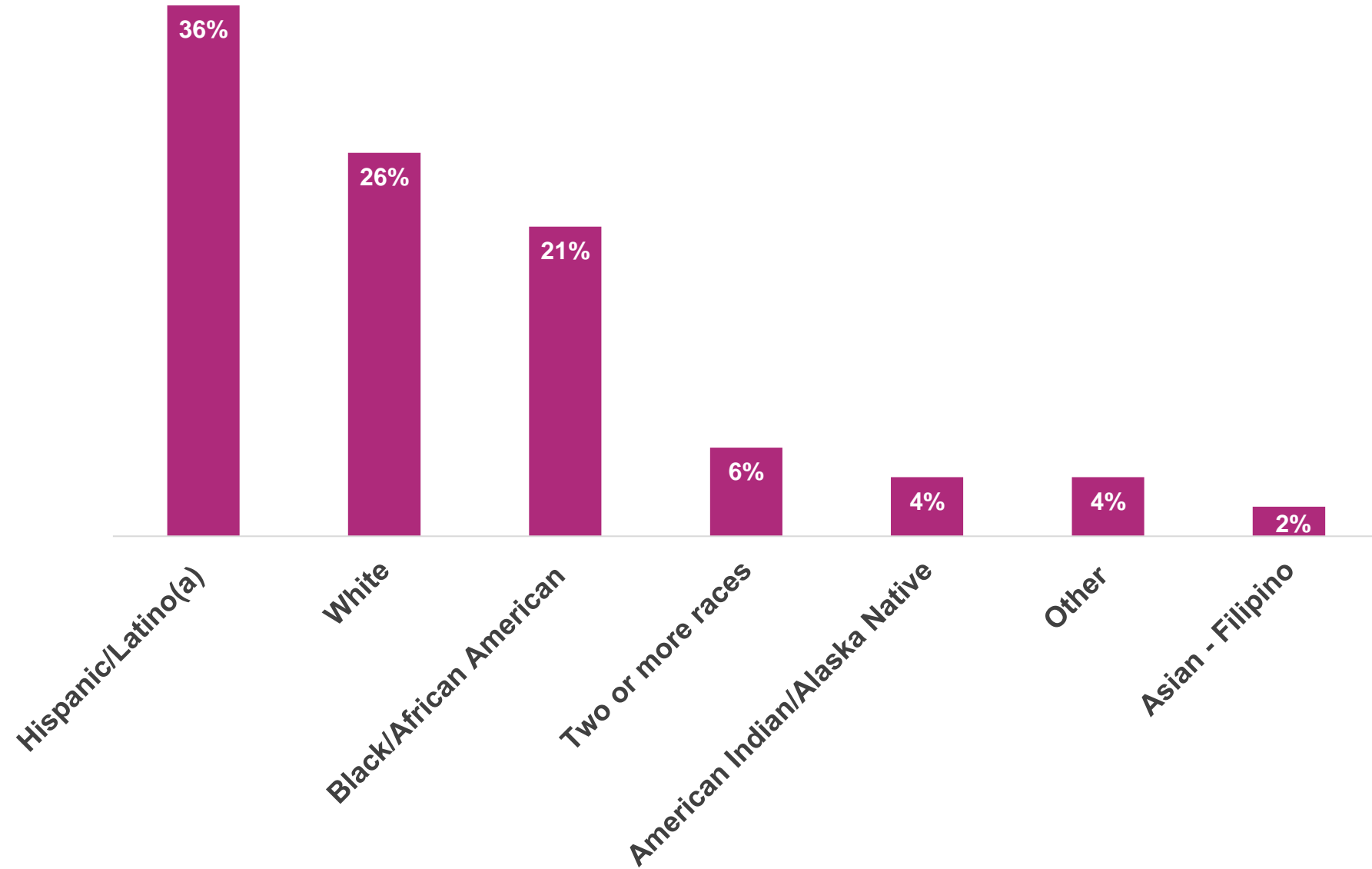
- Highest level of education partial high school (44%)
- Almost four out of five have high school-level education
- Almost all (97%) have high school-level education or above

Level of Education



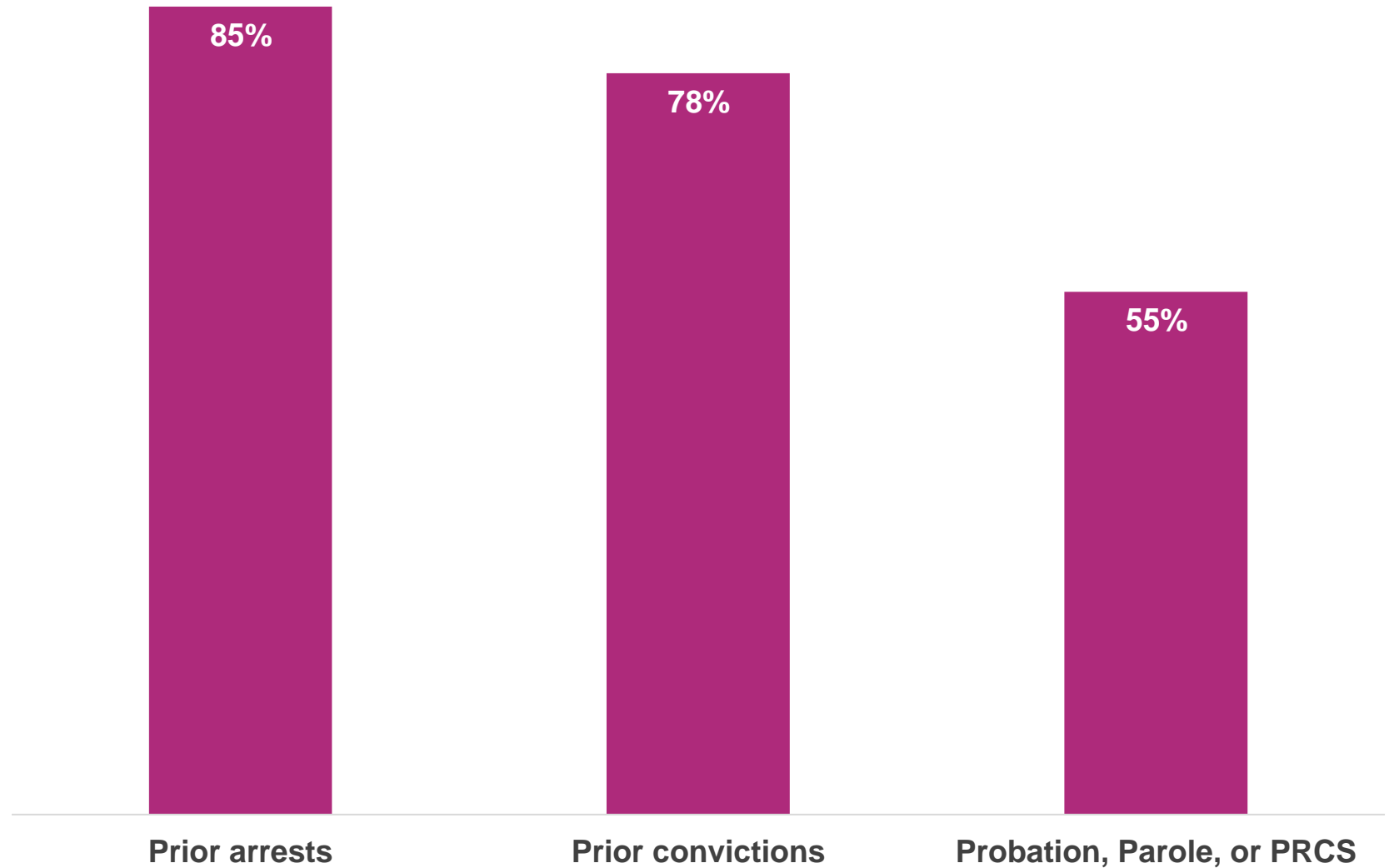
# Demographics of Q6 Enrolled Participants

- Over a third identify as Hispanic/Latino(a)
- Over a quarter identify as White



# Criminal Background of Q6 Enrolled Participants

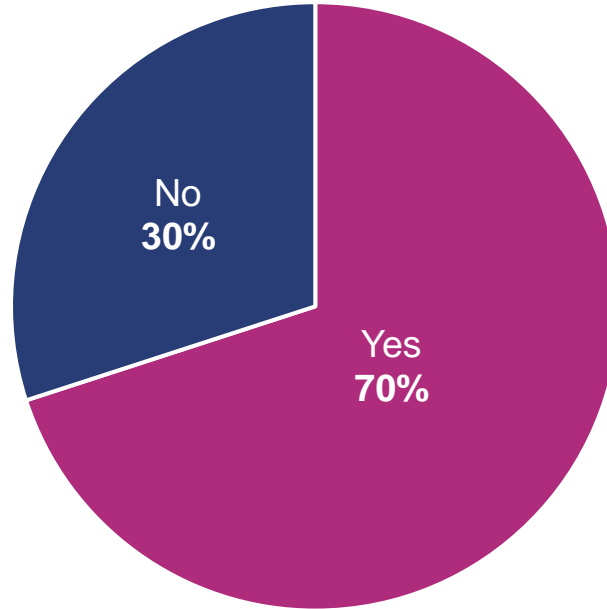
- Over half on Probation/Parole
- Almost all had prior convictions



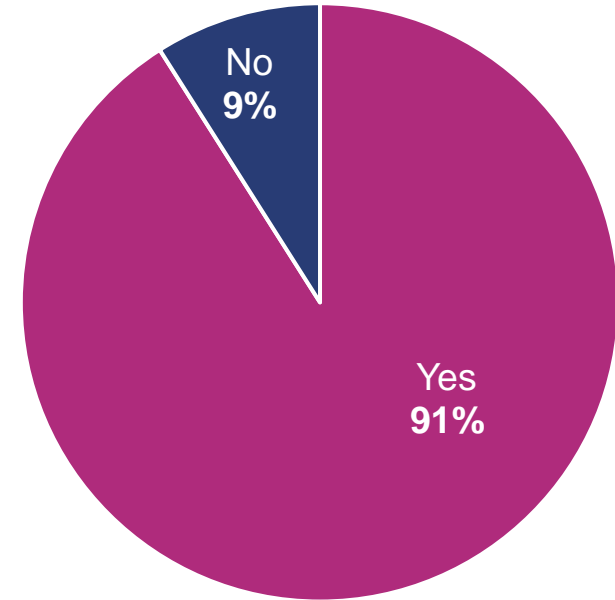
# Program Goals of Q6 Enrolled Participants

- Most participants have housing and employment goals

Employment Goal

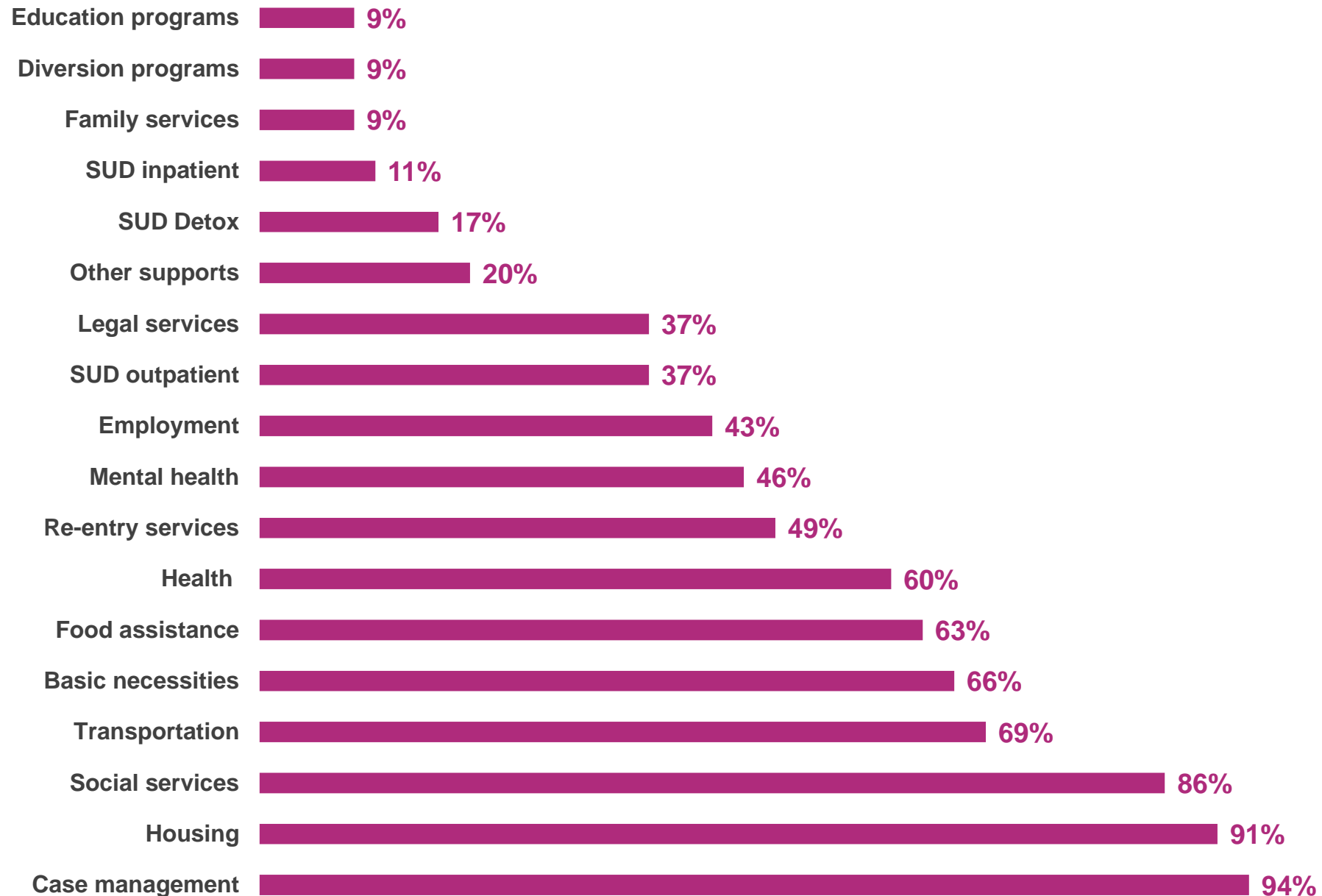


Housing Goal



# Services Received Q6 Enrolled part. (Active in the Community)

- Majority Case management, Housing and Social services
- Decrease in Re-entry services due to shifting population
- Only a small portion have received education, diversion and inpatient SUD services.
- In custody pop. mainly received Case mgmt., Employment, Re-entry services etc.



# Upcoming Evaluation Tasks

Covers all project activities and key updates between 1/1/24 and 3/31/24

## Next quarterly report due May 13<sup>th</sup>, 2024

- Continue analyzing up to date participant data to understand whether and how well programs are achieving their stated goals
- PRLA: Increase peer support and jail in-reach to facilitate successful reentry

# Stay connected with SANDAG



Explore our websites

[SANDAG.org/cj](https://SANDAG.org/cj)

[opendata.SANDAG.org](https://opendata.SANDAG.org)



Follow us on social media:

[@SANDAGregion](https://twitter.com/SANDAGregion) [@SANDAG](https://twitter.com/SANDAG)



Email: [oro@sandag.org](mailto:oro@sandag.org)

The SANDAG logo, featuring the word "SANDAG" in a bold, sans-serif font. The letters are filled with a vibrant, multi-colored pattern of pink, purple, and blue, giving it a modern, digital appearance.

# ITEM 3: PATH PRESENTATION ON C3RES

- Dane Turney
  - C3 Reentry Support Program Manager



## ITEM 4: UPDATE ON ALTERNATIVES TO INCARCERATION

- Community Listening Sessions
- Board of Supervisors – March 12, 2024
- New ATI Website
- RFQ – Lived Experience Consultants

# ITEM 5: NON-AGENDA PUBLIC COMMENT



**NEXT MEETING:**

**MAY 8, 2024 – 5:30 P.M.**