



# **PROPOSITION 47 GRANT PROGRAM**

## **LOCAL ADVISORY COMMITTEE**

May 8, 2024

# WELCOME & INTRODUCTIONS

**Local Advisory  
Committee  
Members**

# AGENDA

1. Welcome and Introductions
2. Presentation: Progress Report on Quarter 7
3. BSCC Updates and Cohort IV
4. Presentation: County Application for Cohort IV
5. Update: Alternatives to Incarceration
6. Non-Agenda Public Comment



# Prop 47 Cohort 3: SANDAG Update (Evaluator)

Local Advisory Committee Meeting

Presented by: Dr. Octavio Rodriguez Ferreira,  
Principal Criminal Justice Researcher  
May 8, 2024



# Prop 47 Cohort 3: SANDAG Update (Evaluator)

Local Advisory Committee Meeting

Presented by: Dr. Octavio Rodriguez Ferreira,  
Principal Criminal Justice Researcher  
May 8, 2024



# Quarter 7 Narrative Report

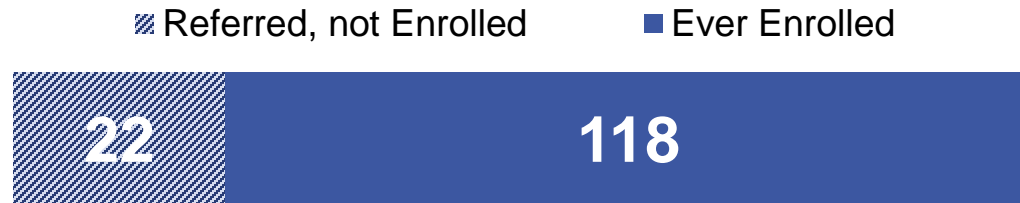
Period: 1/1/24 and 3/31/24

## Key updates:

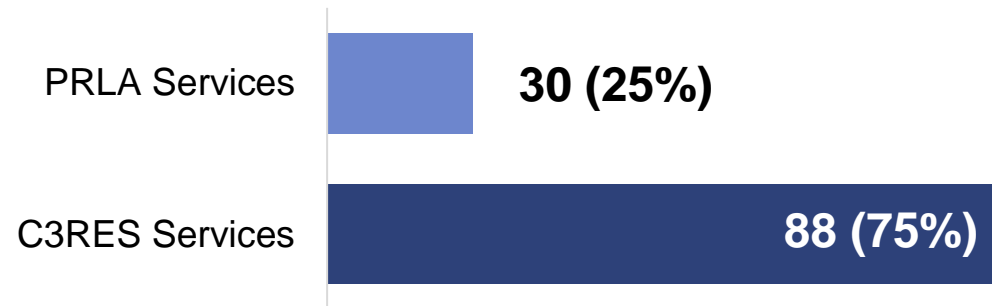
- C3RES nearing the Year 1 enrollment goal
- PRLA doubled their total enrollment in Q7
- Almost half of all new enrollments occurred in Q7

# Total Ever Referred and Enrolled as of Q7

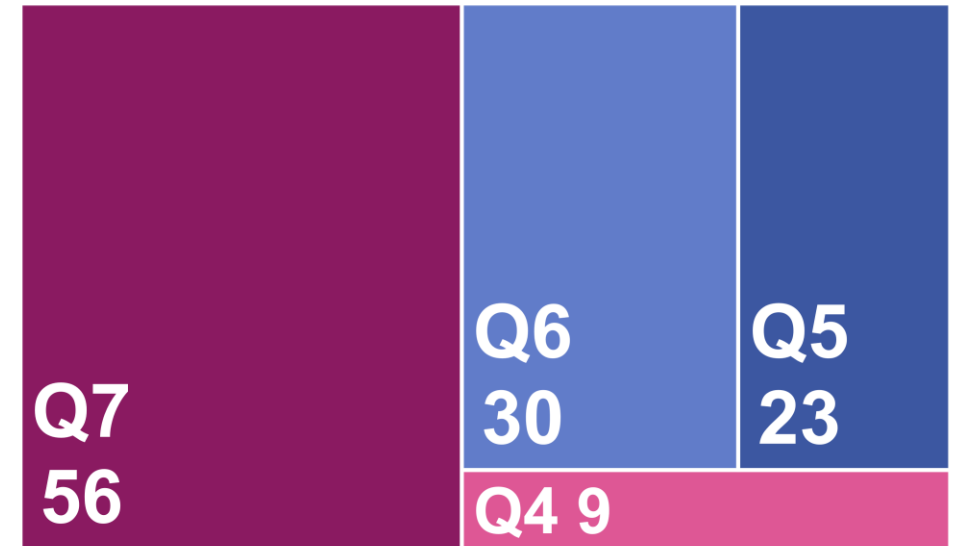
Total Referrals Ever Made (N=140)



Program Participation (N=118)



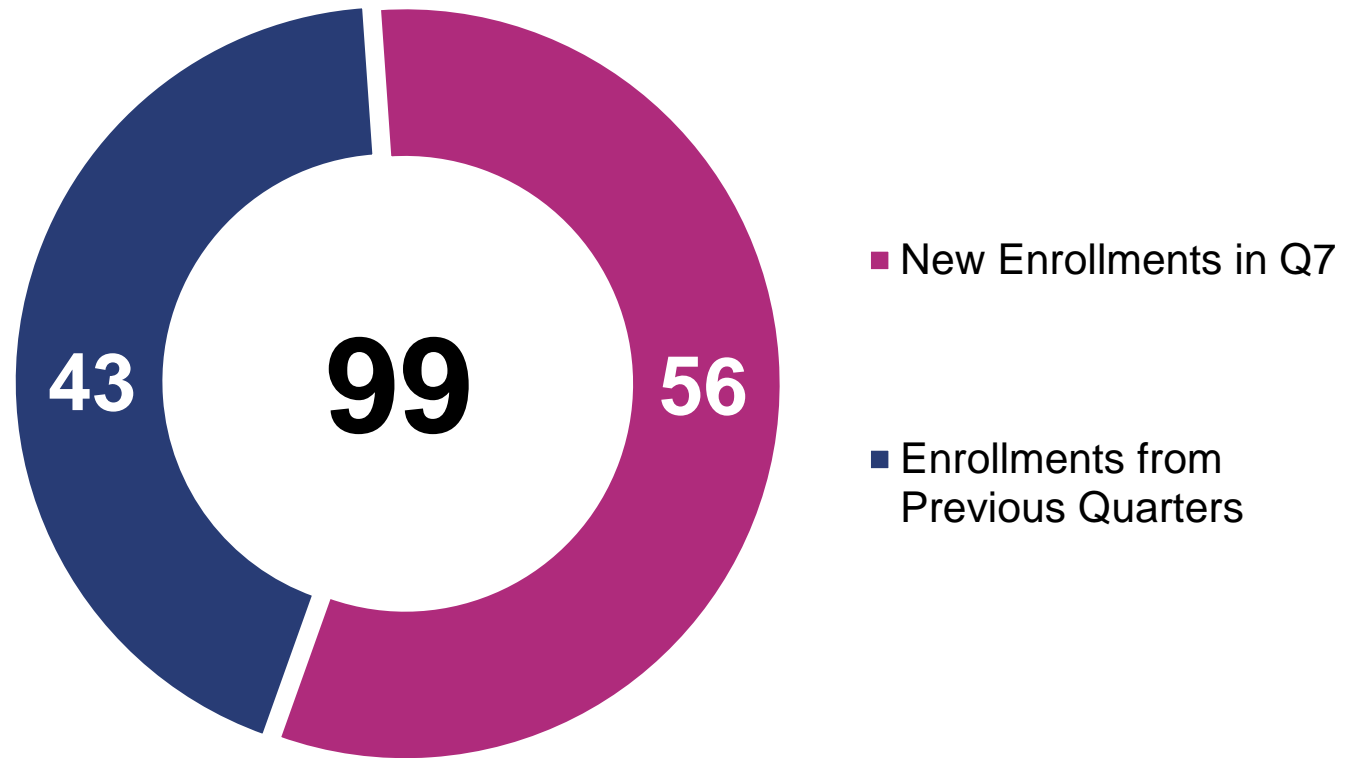
Enrollments per Quarter (N=118)



# Active Participants this Quarter

- PRLA: 19 (19%)
- C3RES: 80 (81%)
- 57% were new enrollments

Number of Active Participants in Q7 (N=99)





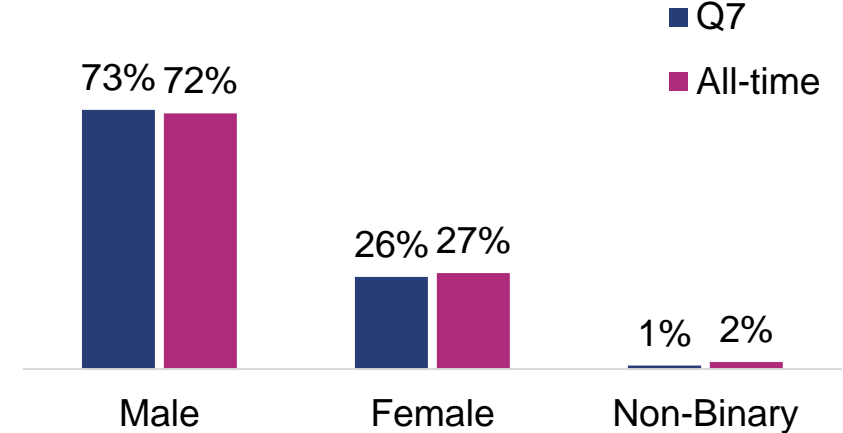
# Participant Demographics: Q7 Vs. All-time

- Average age this quarter ranged from 21 to 65 years old
- Nearly three-fourths of participants are male
- Four in ten participants have graduated high school or obtained a GED, compared to less than one in ten that have graduated college

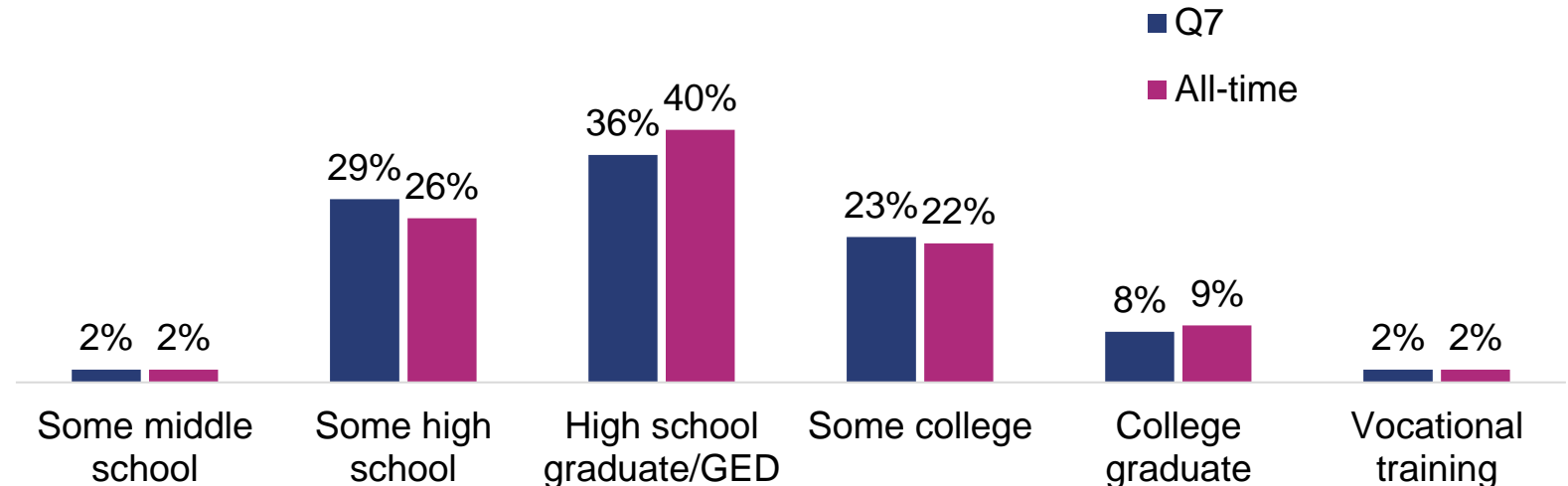
Average Age of Participants

Quarter 7	All-time
40.3	40.0

Participant Gender: Q7 vs. All-Time



Education Levels: Q7 vs. All-Time

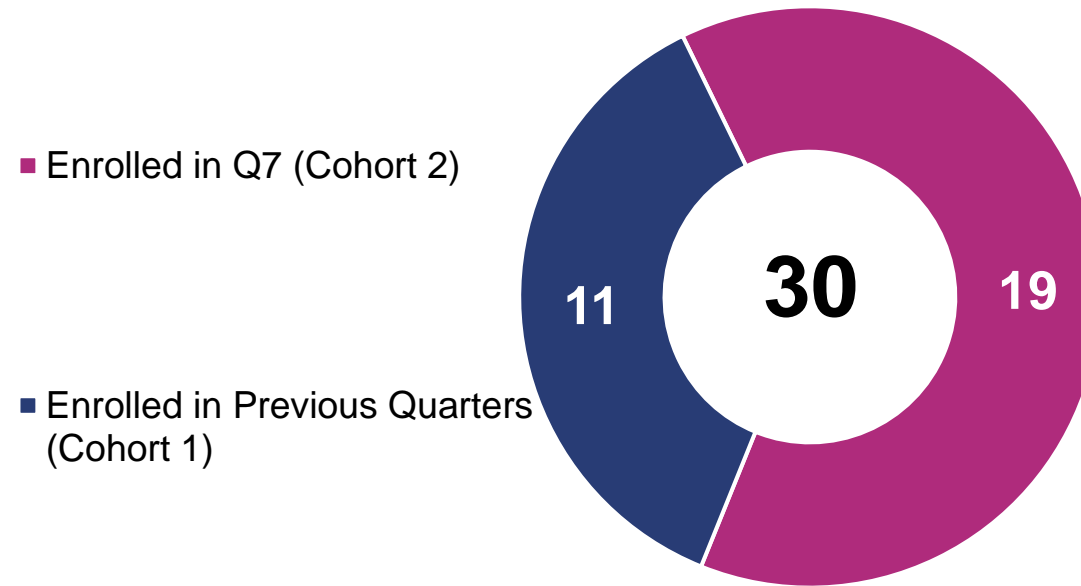


# PRLA Enrollment at the end of Q7

Ever enrolled = 30

Active participants  
during Q7 = 19

PRLA Participants (N=30)



# Housing and Employment PRLA Participants

- At least 70% secured employment
- At least 80% secured stable housing

Employment Status upon Completion	Percent
Full time	50%
Part time	20%
Unemployed	10%
Unknown	7%
Disability	7%
Other	3%
Retired	3%

Housing Status upon Completion	Percent
Renting/Own Home	53%
Other Housing	27%
Unknown	10%
Sober Living/Transitional Housing	7%
Unhoused	3%

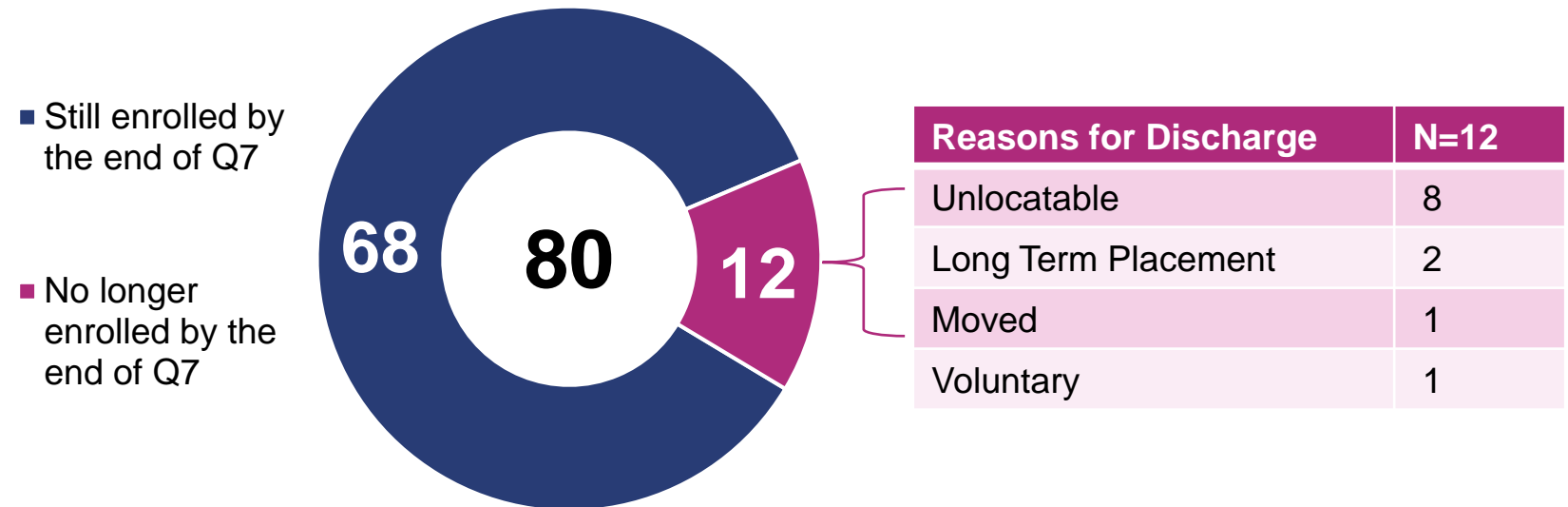
# C3RES Enrollment at the end of Q7

Ever enrolled = 88

Active participants  
during Q7 = 80

Enrolled at the end of  
Q7 = 68

## Status of C3RES Q7 Participants (N=80)



# C3RES

## Total Time Enrolled Upon Exit

- 22 participants have exited the program
- Note: Data not shown for 2 participants re-enrolled
- \* Due to the length of the program, the amount of individuals Who have received 6+ months of services is still growing

### Total Time Enrolled Upon Program Exit (N=20)



### Days Enrolled Range



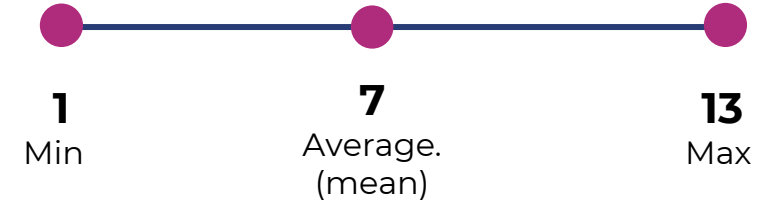


# Services Received Q7 Enrolled (Active in the Community)

- In community majority case management, housing and transportation services
- In custody majority case management, legal services, housing services



Average of  
**7 services**  
per person  
(Active in the  
Community)

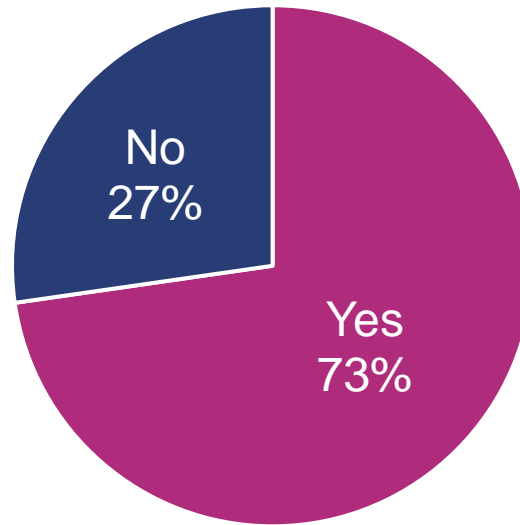


Top 5 Services by BSCC Category	
Case management	92%
Housing	88%
Transportation	77%
Basic necessities	68%
Food assistance	63%

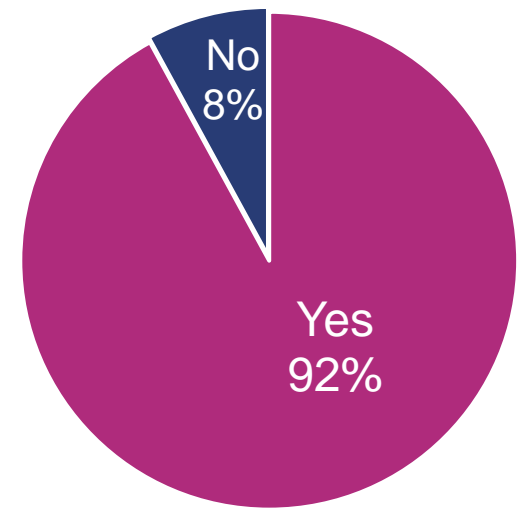
Other services include social services, health services, reentry services, mental health services and SUD outpatient services (37%-57%)

# Program Goals of Ever Enrolled C3RES Participants

Participants with  
Employment Goals (N=88)

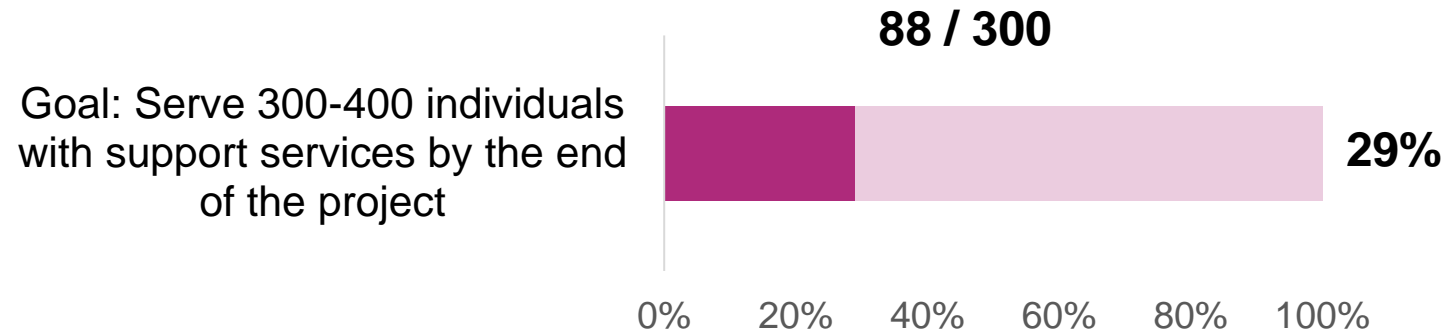


Participants with  
Housing Goals (N=88)



# Progress on C3RES Program Goals as of Q7

- 88 out of the annual goal of 100 participants served through March 2024



# Upcoming Evaluation Tasks

Period: 4/1/24 and 6/30/24

## Next quarterly report due August 13<sup>th</sup>, 2024

- Deliverables moving forward:
  - Q8 Quarterly Progress Report
  - Year 1 Recidivism Analysis
  - Year 1 Annual Report



# Stay connected with SANDAG



Explore our websites

[SANDAG.org/cj](https://SANDAG.org/cj)

[opendata.SANDAG.org](https://opendata.SANDAG.org)



Follow us on social media:

[@SANDAGregion](#) [@SANDAG](#)



Email: [oro@sandag.org](mailto:oro@sandag.org)



# ITEM 3: BSCC UPDATES

- Grant progress – “At 19 months into the grant program, are we where we want to be?”
- Tracking recidivism for BSCC – responses due 6/30
  - “Recidivism”: BSCC definitions vs. local definitions
  - Presentation at August LAC meeting
- Cohort IV RFP Released
  - Eligibility to apply
  - Similarities/differences from Cohort III
  - Lead agency for County application



# PROPOSITION 47 GRANT PROGRAM: SAFE NEIGHBORHOODS AND SCHOOL ACT COHORT 4

## LOCAL ADVISORY COMMITTEE MEETING

---

*Megan O'Dowd, Chief, Grant Management and Development*

*Nilanie Ramos, Assistant Medical Services Administrator*

*Behavioral Health Services*



# Grant Overview



LIVE WELL  
SAN DIEGO

- Provide mental health services, substance use disorder treatment, and/or diversion programs for people in the criminal justice system.
  - Applicants are encouraged to provide supplemental housing-related services and other customized community-based supportive services to serve this population.
- County of San Diego eligible for up to \$8 million
- Lead Agency : County of San Diego, Health and Human Services, Behavioral Health Services

# Timeline



LIVE WELL  
SAN DIEGO

Letter of Intent: Due 05/10/2024

Proposals Due: 06/10/2024

Grant Period: 10/1/2024 to 06/30/2028

- 10/01/2024 – 03/31/2025: Implementation (i.e. hiring, procurement)
- 04/1/2025 – 03/31/2026: Year 1, Service Delivery
- 04/01/2026 – 03/31/2027: Year 2, Service Delivery
- 04/01/2027 – 03/31/2028: Year 3, Service Delivery
- 04/01/2028 – 06/30/2028: Evaluation and Close-out

# Additional Key Points



- No supplantation: intended to implement new services or programs and/or expand existing services or programs
- Required Pass-Through: must subcontract with community-based organizations
- Evaluation Reports: Evaluation Reports: Evaluation Plan (03/31/2025) and Evaluation Report (06/30/2028); Up to 10% of award can be set aside to fund evaluation efforts
- Engagement with Local Advisory Committee
  - Letter of Agreement



# Program Overview



LIVE WELL  
SAN DIEGO

- Enhancement of existing services and programs
  - Housing interventions
  - Substance use services
  - Flexible funding for customized supports related to criminogenic needs
  - Additional criminal justice peer supports

# THANK YOU



LIVE WELL  
SAN DIEGO



## ITEM 5: UPDATE ON ALTERNATIVES TO INCARCERATION

- Board of Supervisors – March 12, 2024
- Community engagement opportunities
  - OLSE Fair Chance Town Halls
  - CBO Representative needed for CCP Board
- ATI Website
  - Sign up for updates

## ITEM 6: NON-AGENDA PUBLIC COMMENT



**NEXT MEETING:**

**AUGUST 7, 2024 – 5:30 P.M.**