

# County of San Diego Independent Redistricting Commission



LIVE WELL  
SAN DIEGO

DRAFT



# WELCOME!

- ❖ No public input can be taken today on maps/map drawing.
- ❖ We want your input and will provide information on how to contact us!

DRAFT



A large bridge at night with lights reflecting on the water.

# AGENDA

---

- What is Redistricting?
- Who/What is the Independent Redistricting Commission?
- Why Does Redistricting Matter?
- How Can I Participate?



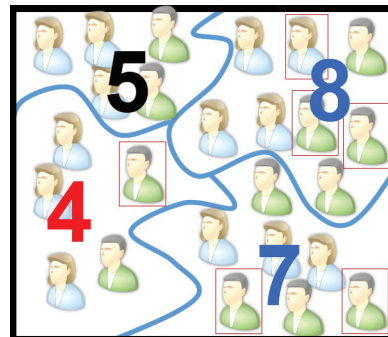



# What is Redistricting?

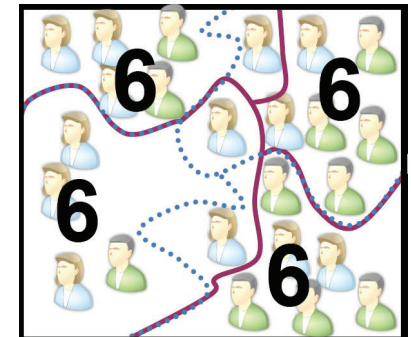
- The process of **redrawing district boundaries** for each of our supervisorial districts so that each has **roughly equivalent populations**.
- We redraw new boundaries **every 10 years** based on census data.



Redistricting = Rebalancing the districts  
so they are equal in population and will  
allow fair representation.

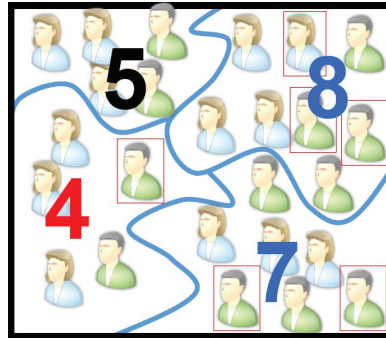



DRAFT

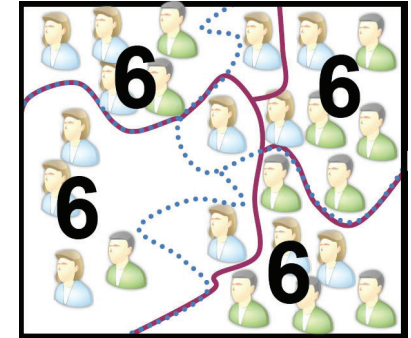


# Why Are New District Boundaries Drawn?

- To account for **shifts** in populations
  - Population **growth** from births and people moving into our county
  - Communities **shrink** due to deaths and migration
  - **Change** as people move from one neighborhood to another
- These shifts can affect the make-up of that community and the communities' priorities, interests and goals.

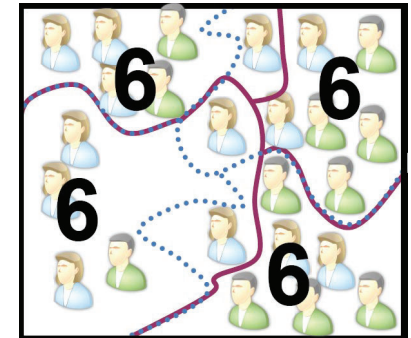




DRAFT





Redistricting = Rebalancing the districts  
so they are equal in population and will  
allow fair representation.



DRAFT

# Who/What is the Independent Redistricting Commission?



## 14 citizen volunteers


- Nearly **300 applicants**
- Narrowed to **60 most qualified**
- **First 8** Commissioners selected in random drawing.
- **Next 6** Commissioners selected by first 8 based on:
  - Qualifications
  - Party affiliation (proportionate to the political party breakdown of the County)
  - Geographic and other diversity criteria



# Diversity of the Commission

## 14 Commissioners Total – A Balanced Commission

**Chair**  
**David Bame**  
District 1



**Co-Vice Chair**  
**Amy Caterina**  
District 3



**Co-Vice Chair**  
**Rosette Garcia**  
District 5



**Commissioner**  
**Colleen Brown**  
District 5



**Commissioner**  
**Chris Chen**  
District 5



**Commissioner**  
**Sonia Diaz**  
District 4



**Commissioner**  
**Elidia Dostal**  
District 1



**Commissioner**  
**Barbara Hansen**  
District 4



**Commissioner**  
**Ken Inman**  
District 2



**Commissioner**  
**Kristina Kruglyak**  
District 3



**Commissioner**  
**Arv Larson**  
District 4



**Commissioner**  
**Jack Russ**  
District 2



**Commissioner**  
**Frank Ponds**  
District 1



**Commissioner**  
**Ramesses Surban**  
District 3

# Diversity of Commission

## Overview of Political Party & Race/Ethnicity

| Category                  |  | % of Registered Voters in San Diego County (Feb 2021)                   | IRC Composition   |
|---------------------------|--|---|-------------------|
| <u>Political Parties*</u> | Democratic                             | 40%   | 6 (43%)           |
|                           | Republican                             | 27%   | 4 (29%)           |
|                           | American Independent                   | 4%  | 0%                |
|                           | Green                                  | 0.4%  | 0%                |
|                           | Libertarian                            | 1%  | 0%                |
|                           | Peace & Freedom                        | 0.4%  | 0%                |
|                           | No Party Preference/Unk/Other          | 27%   | 4 (29%)           |
| Category                  |  | U.S. Census Bureau Population Estimates in San Diego County (July 2019) | IRC Composition** |
| <u>Race/Ethnicity</u>     | Black/African American                 | 6%  | 1 (7%)            |
|                           | Hispanic/Latino                        | 34%   | 4 (29%)           |
|                           | Asian                                  | 13%   | 2 (14%)           |
|                           | Native Hawaiian/Other Pacific Islander | 0.6%  | 1 (7%)            |
|                           | American Indian/Alaska Native          | 1%  | 0%                |
|                           | White (Non-Hispanic)                   | 45%   | 8 (57%)           |

\*Pursuant to Elections Code Section 21550(c), this data reflects total number of voters who were registered with each political party in the County of San Diego or who decline to state or do not indicate a party preference, as determined by registration at the most recent statewide election (March 2020).

\*\*Total of 14 Commissioners but count for the number of Commissioners is 16. A few Commissioners identified as more than one race/ethnicity. Percentage does not equal 100%. A few Commissioners identified as more than one race/ethnicity

DRAFT





# **COMMISSIONER DUTIES**

- **Hold Public Meetings**
- **Conduct Public Hearings**
- **Gather Public Testimony**
- **Draw Draft Maps**
- **Adopt Final Map**

DRAFT

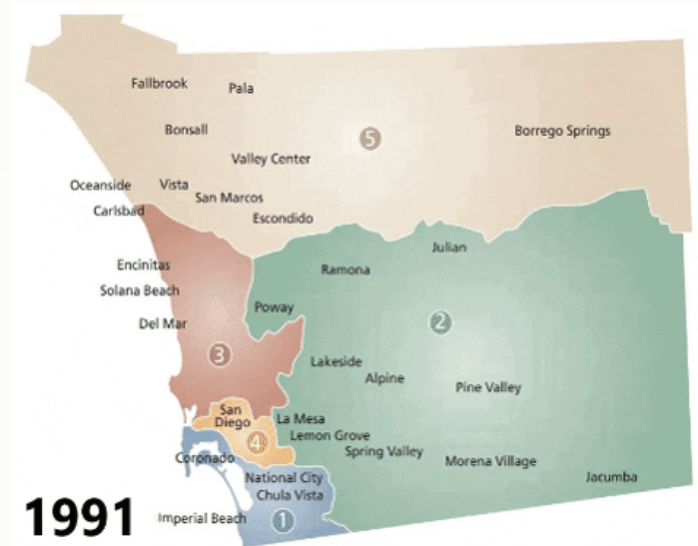
# Criteria to Draw New Boundaries

- **California Elections Code Section 21550-21553:**

- Have nearly **equal population** (~650,000 residents per district)
- Comply with **Voting Rights Act** (minorities have fair opportunity to elect representative of their choice)
- Be drawn **contiguously** (all parts of district are connected)
- Minimize division of cities, counties, neighborhoods, and **communities of interest**
- Be **geographically compact**

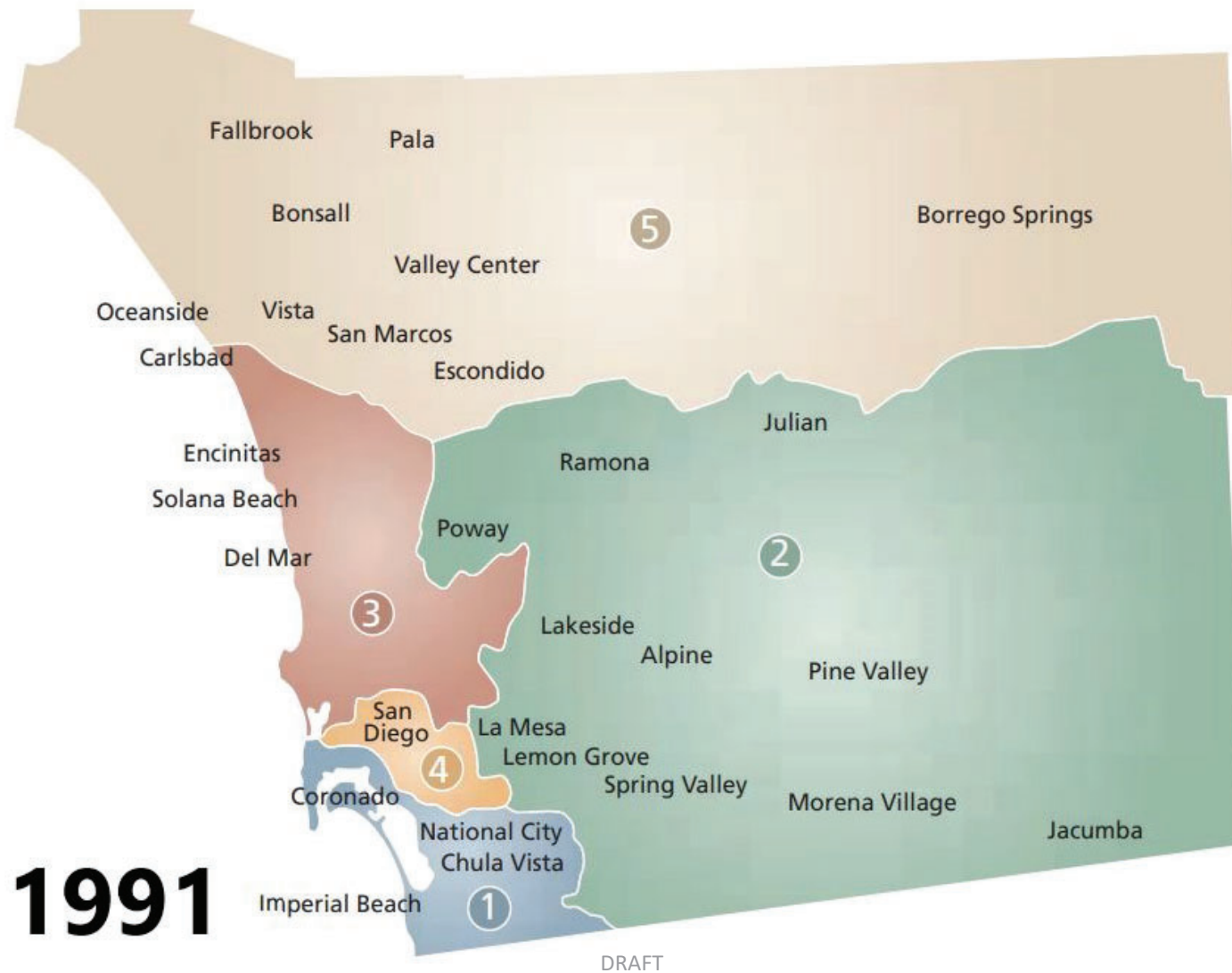
**May NOT:**

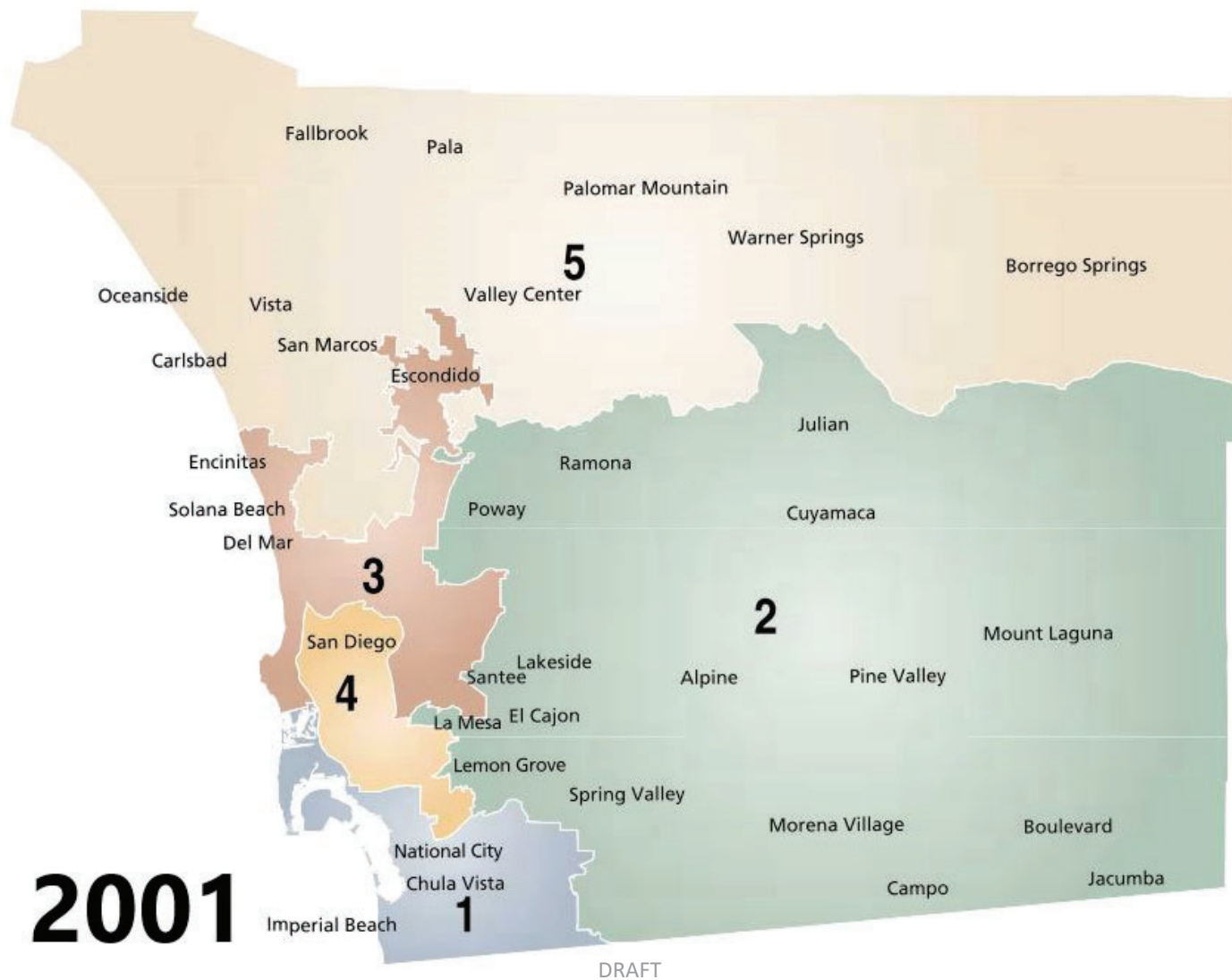
- Consider place of residence of any incumbent or political candidate
- Favor or discriminate against an incumbent, political candidate, or political party

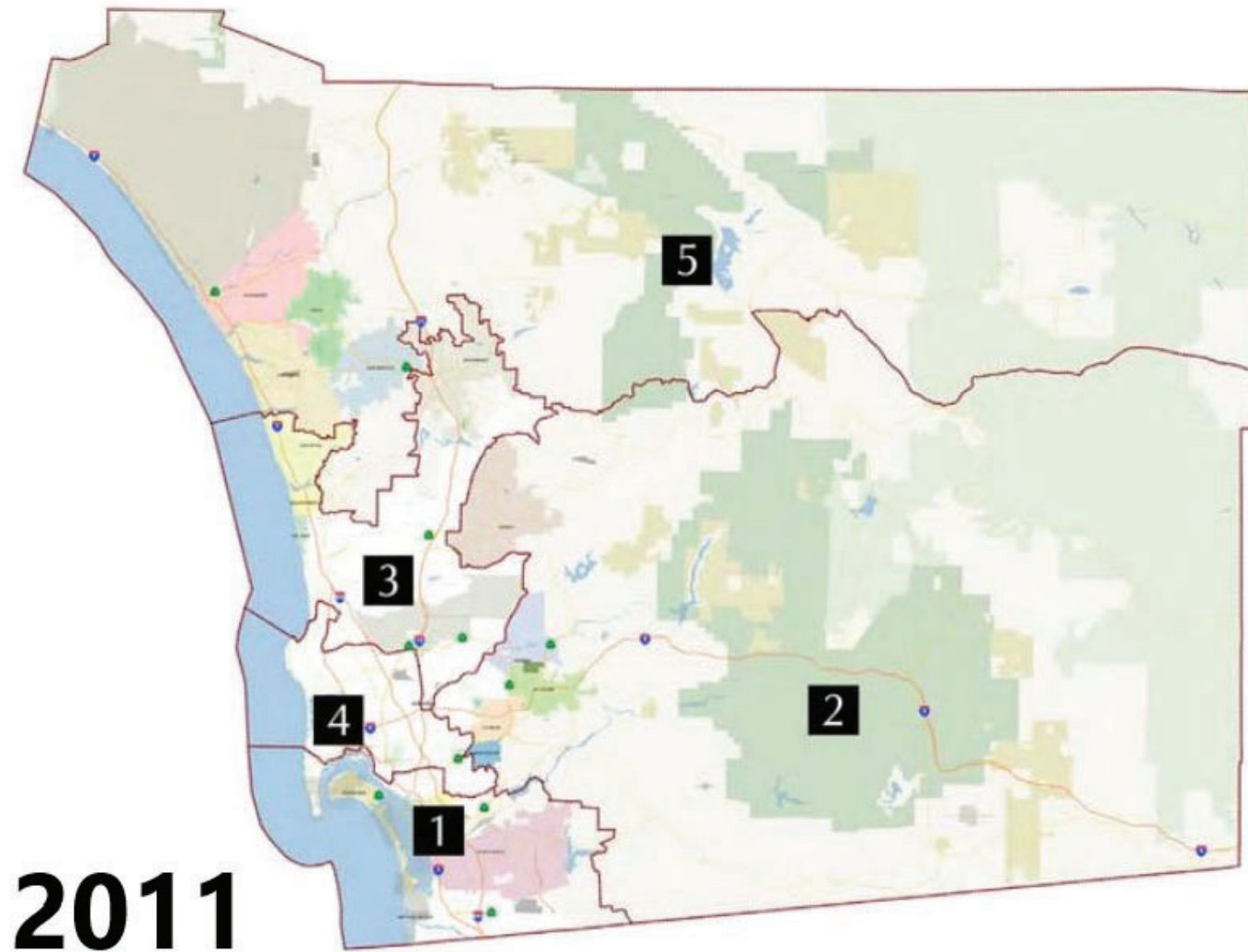


**1991**









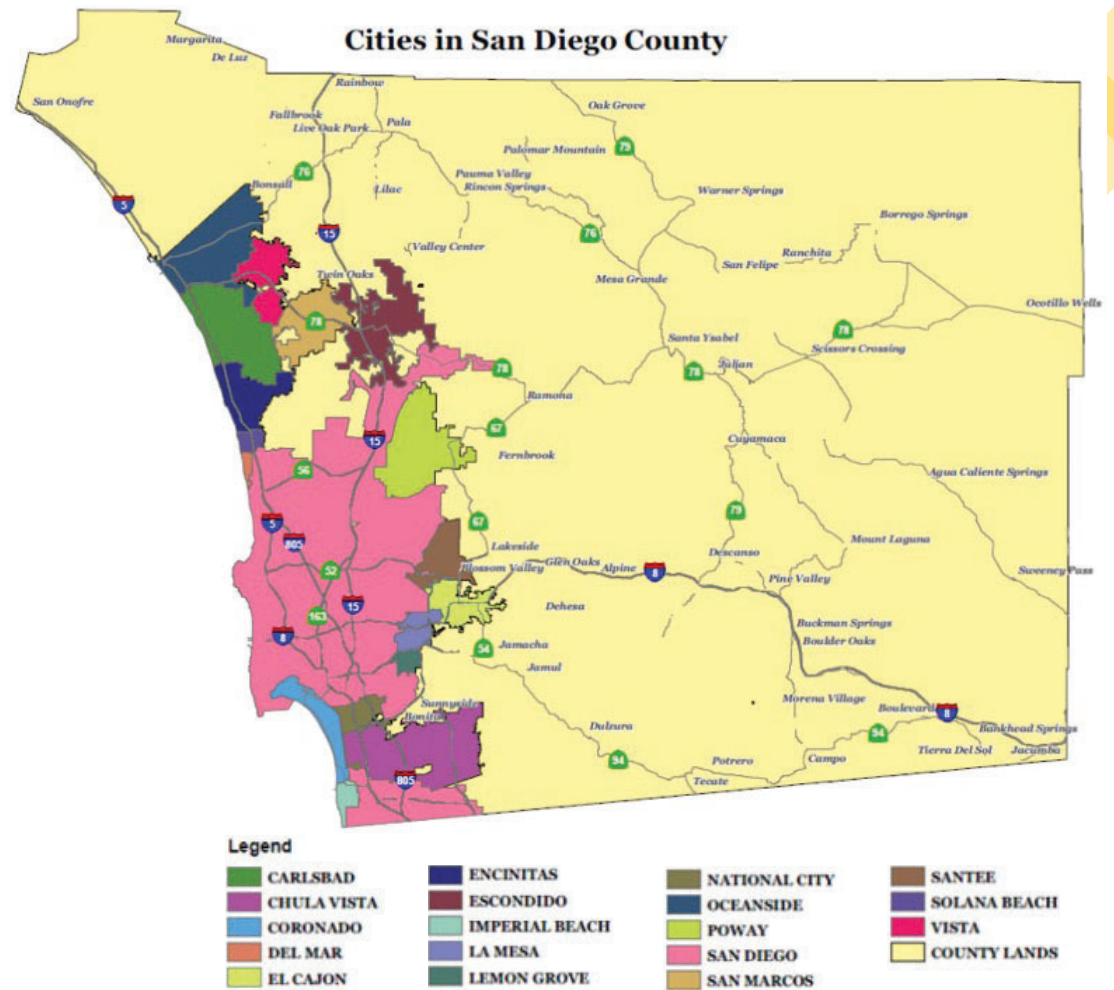
DRAFT



# SPECIFIC TO SAN DIEGO COUNTY

## San Diego County Charter, Article IV, Section 400.1:

- At least three districts shall include unincorporated territory
- Two districts must have geographic area predominantly outside of incorporated cities
- Two must be primarily unincorporated areas



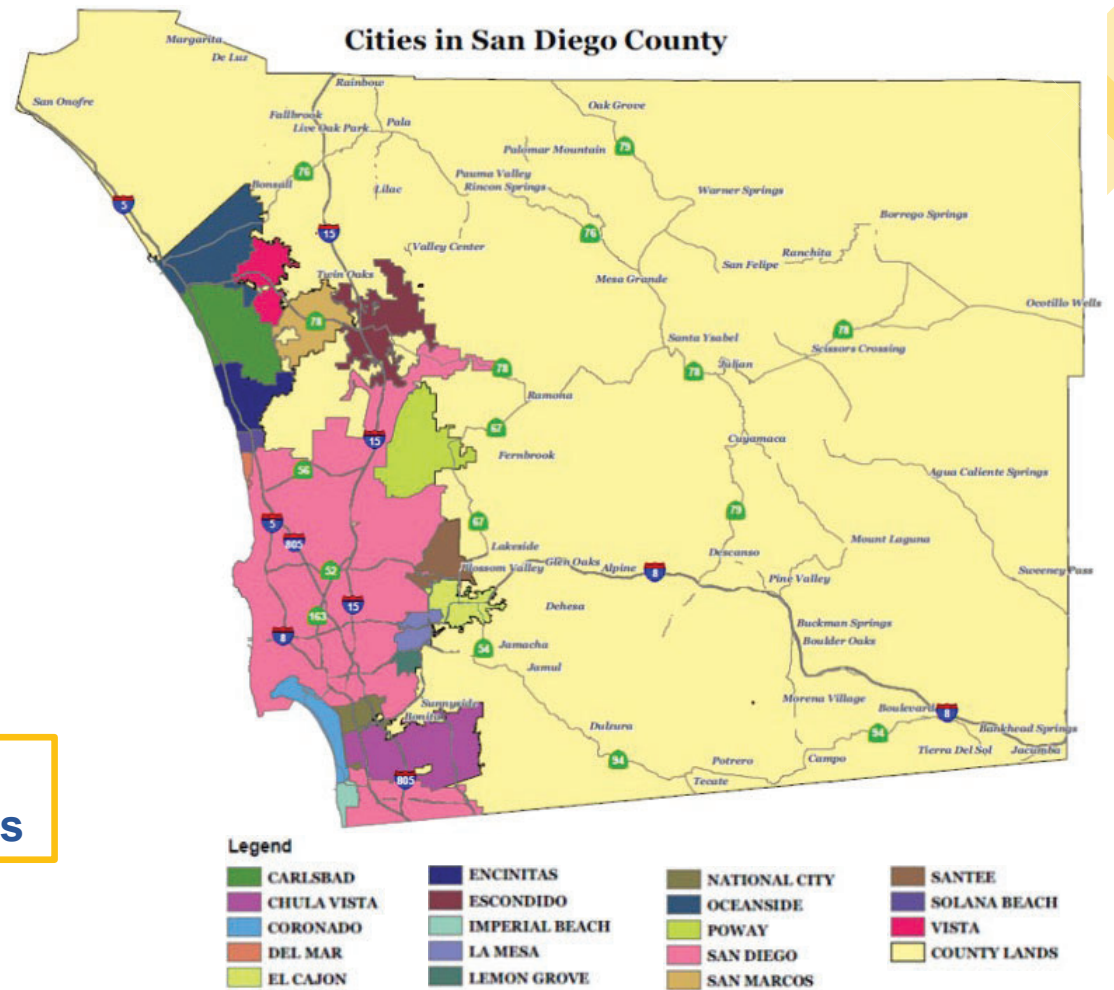
DRAFT

# SPECIFIC TO SAN DIEGO COUNTY

## San Diego County Charter, Article IV, Section 400.1:

- At least three districts shall include unincorporated territory
- Two districts must have geographic area predominantly outside of incorporated cities
- Two must be primarily unincorporated areas

**The County of San Diego includes 18 incorporated cities**



DRAFT

# Why does Redistricting Matter?







# 2020-21

## ADOPTED BUDGET

COUNTY OF SAN DIEGO

# \$6.5 BILLION



## Why does Redistricting Matter?

- Public Health  
(COVID-19 vaccine response)
- Social Services
- Vital Records
- Election Services
- Voter Registration
- Property Records
- Tax Collection
- Roads
- Parks
- Water
- Libraries
- Law Enforcement
- Jails

# SAN DIEGO COUNTY: Leader in Redistricting Reform


## 2012

- **Prior to 2012**, the Board of Supervisors adopted the district maps.

## 2020

- Beginning 2020, Independent Redistricting Commission formed:
  - **Shifts power away from politicians** and into the hands of the public
  - Requires **strict nonpartisan rules** for drawing maps
  - **Prevents gerrymandering**,
  - Produces **fairer maps** where citizens have a fair chance to elect the representatives of their choice



A scenic view of a city and mountains under a blue sky with clouds. The text "Why does Redistricting Matter?" is overlaid in white.

# Why does Redistricting Matter?

**Redistricting can take  
away minority voting  
rights...**


DRAFT

Graphic Source - Common Cause: <https://www.commoncause.org/california/wp-content/uploads/sites/29/2021/01/Kathay-Redistricting-101.pdf>



# Why does Redistricting Matter?

**Redistricting can take away minority voting rights...**



DRAFT


22

Graphic Source - Common Cause: <https://www.commoncause.org/california/wp-content/uploads/sites/29/2021/01/Kathay-Redistricting-101.pdf>

# Why does Redistricting Matter?

Redistricting can take  
away minority voting  
rights...

**OR**



DRAFT

23

Graphic Source - Common Cause: <https://www.commoncause.org/california/wp-content/uploads/sites/29/2021/01/Kathay-Redistricting-101.pdf>




# Why does Redistricting Matter?

**Redistricting can take  
away minority voting  
rights...**

**OR**

**Redistricting can allow  
the community to elect  
the candidates of their  
choice**



DRAFT

Graphic Source - Common Cause: <https://www.commoncause.org/california/wp-content/uploads/sites/29/2021/01/Kathay-Redistricting-101.pdf>





# Why does Redistricting Matter?

Redistricting can take away minority voting rights...

**OR**

Redistricting can allow the community to elect the candidates of their choice



DRAFT

Graphic Source - Common Cause: <https://www.commoncause.org/california/wp-content/uploads/sites/29/2021/01/Kathay-Redistricting-101.pdf>



# Why does Redistricting Matter?

DRAFT

Redistricting can take away minority voting rights...

**OR**

Redistricting can allow the community to elect the candidates of their choice



*If a majority minority can be drawn, the Voting Rights Act requires it.*

Graphic Source - Common Cause: <https://www.commoncause.org/california/wp-content/uploads/sites/29/2021/01/Kathay-Redistricting-101.pdf>



# What Data Will the IRC Use to Draw New Boundaries?


---



**CENSUS DATA,**  
WHICH WILL COME  
TO US IN A  
VARIETY OF WAYS



PUBLIC INPUT TO  
HELP US LEARN  
ABOUT AND  
UNDERSTAND  
**COMMUNITIES  
OF INTEREST**



# What are Communities of Interest (COI)?

- A population that shares common social or economic interests that should be included within a single district for purposes of its effective and fair representation.
- COI do not include relationships with political parties, incumbents, or political candidates.

THE MOST IMPORTANT SOURCE  
OF INFORMATION IS FROM

**YOU!**  
**THE PUBLIC**

**YOUR  
VOICE  
MATTERS**







How do you  
know if you  
belong to a  
COI?

DRAFT

## Barrio Logan: Public Input Matters

***We need your  
input!***



DRAFT

30

# Ways to Provide Public Input on COI

**One person one vote – every person's vote counts equally!**






- Provide oral testimony at public hearing
- Submit written testimony at any time—email, regular mail, submitting eComments via IRC website
- Draw a map—electronic tool at website or paper map
- Provide as much detail as you can about your community and the characteristics or issues that bind you together and why you should not be separated!



# Ways to Provide Public Input on COI


**One person one vote – every person's vote counts equally!**



- Provide oral testimony at public hearing
- Submit written testimony at any time—email, regular mail, submitting eComments via IRC website
- Draw a map—electronic tool at website or paper map
- Provide as much detail as you can about your community and the characteristics or issues that bind you together and why you should not be separated!

# Ways to Provide Public Input on COI


One person one vote – every person's vote counts equally!



- Provide oral testimony at public hearing
- Submit written testimony at any time—email, regular mail, submitting eComments via IRC website
- Draw a map—electronic tool at website or paper map
- Provide as much detail as you can about your community and the characteristics or issues that bind you together and why you should not be separated!

# Ways to Provide Public Input on COI

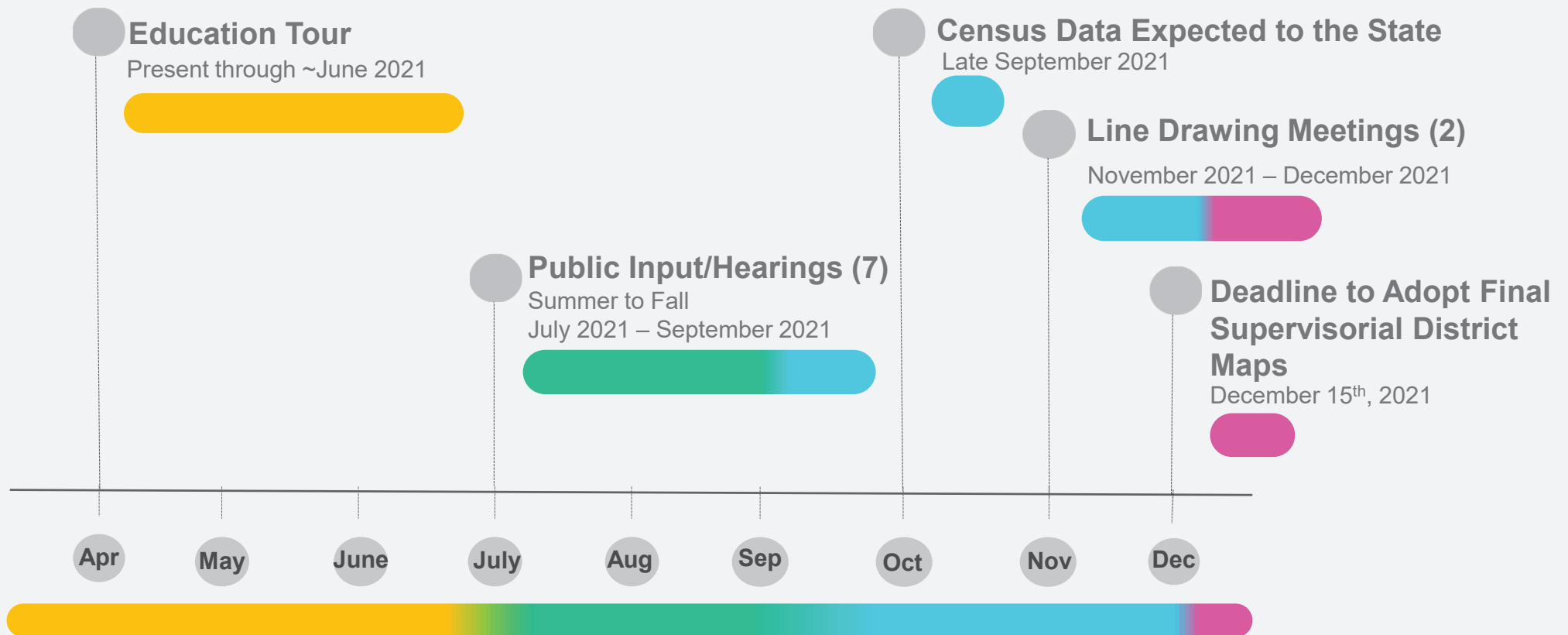
One person one vote – every person's vote counts equally!



- Provide oral testimony at public hearing
- Submit written testimony at any time—email, regular mail, submitting eComments via IRC website
- Draw a map—electronic tool at website or paper map
- Provide as much detail as you can about your community and the characteristics or issues that bind you together and why you should not be separated!



# TENTATIVE TIMELINE



DRAFT

# Ways to Participate!



## SUBMIT

Public comment via email or via  
USPS to:  
San Diego County IRC  
1600 Pacific Highway, Room 402  
San Diego CA 92101



## ATTEND

IRC meetings/Public Hearing  
(currently virtual)  
All meetings open to the public.  
Schedules & agendas posted on our website  
[www.sandiegocounty.gov/redistricting](http://www.sandiegocounty.gov/redistricting)



## SUBSCRIBE

to receive email updates about the  
IRC at our website  
[https://public.govdelivery.com/accounts/CASAND/subscriber/new?topic\\_id=CASAND\\_406](https://public.govdelivery.com/accounts/CASAND/subscriber/new?topic_id=CASAND_406)



## DRAW/TELL

Us about your COI  
<https://drawmycacommunity.org/>  
[IRC Request to Speak Form](#)  
[IRC eComment Form](#)



## FIND

an IRC educational session to attend.  
**Info at our website:**  
[www.sandiegocounty.gov/redistricting](http://www.sandiegocounty.gov/redistricting)



## REQUEST

"Why is Redistricting Important to My  
Community?" presentation.  
**Email:** [redistricting@sdcounty.ca.gov](mailto:redistricting@sdcounty.ca.gov)



# TAKEAWAYS

- Redistricting only happens once every 10 years
- CoSD IRC is committed to
  - Drawing **fair and accurate maps** that will deliver fair representation
  - Obtaining as **broad and diverse participation as possible**
- We need **YOU** to help us do the best job we can




DRAFT



# TAKEAWAYS

- Redistricting only happens once every 10 years
- CoSD IRC is committed to
  - Drawing **fair and accurate maps** that will deliver fair representation
  - Obtaining as **broad and diverse participation as possible**
- We need **YOU** to help us do the best job we can

***Thank You!***



DRAFT



# How to Contact the IRC



## EMAIL

[redistricting@sdcounty.ca.gov](mailto:redistricting@sdcounty.ca.gov)



## PHONE

(619) 409-3003



## WEBSITE

[www.sandiegocounty.gov/redistricting](http://www.sandiegocounty.gov/redistricting)